



# LUND UNIVERSITY

## Correlation-induced conductance suppression at level degeneracy in a quantum dot.

Nilsson, Henrik; Karlström, Olov; Larsson, M; Caroff, Philippe; Pedersen, Jonas; Samuelson, Lars; Wacker, Andreas; Wernersson, Lars-Erik; Xu, Hongqi

*Published in:*  
Physical Review Letters

*DOI:*  
[10.1103/PhysRevLett.104.186804](https://doi.org/10.1103/PhysRevLett.104.186804)

2010

[Link to publication](#)

*Citation for published version (APA):*

Nilsson, H., Karlström, O., Larsson, M., Caroff, P., Pedersen, J., Samuelson, L., Wacker, A., Wernersson, L.-E., & Xu, H. (2010). Correlation-induced conductance suppression at level degeneracy in a quantum dot. *Physical Review Letters*, 104(18), Article 186804. <https://doi.org/10.1103/PhysRevLett.104.186804>

*Total number of authors:*  
9

### General rights

Unless other specific re-use rights are stated the following general rights apply: Copyright and moral rights for the publications made accessible in the public portal are retained by the authors and/or other copyright owners and it is a condition of accessing publications that users recognise and abide by the legal requirements associated with these rights.

- Users may download and print one copy of any publication from the public portal for the purpose of private study or research.
- You may not further distribute the material or use it for any profit-making activity or commercial gain
- You may freely distribute the URL identifying the publication in the public portal

Read more about Creative commons licenses: <https://creativecommons.org/licenses/>

### Take down policy

If you believe that this document breaches copyright please contact us providing details, and we will remove access to the work immediately and investigate your claim.

LUND UNIVERSITY

PO Box 117  
221 00 Lund  
+46 46-222 00 00

## Correlation-Induced Conductance Suppression at Level Degeneracy in a Quantum Dot

H. A. Nilsson, O. Karlström, M. Larsson, P. Caroff, J. N. Pedersen, L. Samuelson, A. Wacker,  
L.-E. Wernersson, and H. Q. Xu\*

*Nanometer Structure Consortium, Lund University, Box 118, 221 00 Lund, Sweden*

(Received 10 November 2009; published 4 May 2010)

The large, level-dependent  $g$  factors in an InSb nanowire quantum dot allow for the occurrence of a variety of level crossings in the dot. While we observe the standard conductance enhancement in the Coulomb blockade region for aligned levels with different spins due to the Kondo effect, a vanishing of the conductance is found at the alignment of levels with equal spins. This conductance suppression appears as a canyon cutting through the web of direct tunneling lines and an enclosed Coulomb blockade region. In the center of the Coulomb blockade region, we observe the predicted correlation-induced resonance. Our findings are supported by numerical and analytical calculations.

DOI: 10.1103/PhysRevLett.104.186804

PACS numbers: 73.63.Kv, 73.22.Lp, 73.23.Hk, 73.63.Nm

Because of their small size the properties of nanosystems are dominated by discrete quantum levels. These levels can be tuned by the means of, e.g., applying a magnetic field. At level crossings a variety of physical features can arise from electron coherence between the levels as well as correlations with contacts. These can be conveniently probed by transport measurements, see, e.g., Refs. [1–3], where generically conductance peaks can be associated with the presence of electronic states at the Fermi level. While most experimental work is done on GaAs-based systems where the individual levels are approximately spin degenerate due to the small electron  $g$  factor, less results exist at the crossing of spin-resolved levels. Such a level crossing is particularly interesting if both levels are slightly below the Fermi energy, so that there is one electron in the system while a second electron is blocked to enter due to Coulomb repulsion. In this Coulomb blockade region the conductance is typically small. At very low temperatures, however, the Kondo effect provides a strong conductance enhancement at degeneracy of levels with opposite spins as observed in Refs. [4–6]. For the case of degeneracy of levels with equal spins, much less is known. Here, recent theoretical calculations [7–9] showed a vanishing conductance at the point of electron-hole symmetry in the middle of the Coulomb blockade region together with the correlation-induced resonance, at slight detuning between the levels.

In this Letter, we present detailed measurements on InSb quantum dots realized by electrically contacting epitaxially grown InSb nanowires. These devices exhibit giant, strongly level-dependent electron  $g$  factors [10], which allow for a clear observation of several spin-resolved level crossings at relatively weak magnetic fields, and we can directly compare the results of transport measurements at crossings of levels with equal and different spins. For the case of equal spins we are able to verify the predicted correlation-induced resonance [7] in the center of the Coulomb blockade region. Furthermore, our data show

that this effect is a part of a larger scenario where conductance suppression appears as a line in the parameter space of detuning and gate voltage. These findings are supported by numerical and analytical calculations based on a two-level, equal-spin, interacting model, which fully confirm the observed scenario.

The InSb nanowire dot devices investigated here are fabricated from InSb segments of InAs/InSb heterostructure nanowires where the InAs segments are used as seed nanowires to favor nucleation of InSb [10–12]. Figure 1(a) shows a scanning electron microscope (SEM) image of a fabricated device, where the dot is formed between two 150-nm-wide Ti/Au contacts with a distance of 100 nm in an InSb nanowire with a diameter of 65 nm. All measurements are performed in a  $^3\text{He}$  cryostat at 300 mK.

Figure 1(b) shows a gray-scale plot of the conductance  $G$  as a function of the magnetic field  $B$  and the backgate voltage  $V_{\text{bg}}$  applied to the Si substrate of a fabricated device. The spin state of the last filled electron in each energy level is indicated by an arrow in the figure. Here negative values of the  $g$  factor are assumed [13]. From the magnetic field evolutions of the conductance peaks, we can evaluate the electron  $g$  factors for the dot levels (following Refs. [14,15]) and find that the values of these  $g$  factors are giant, with the absolute value reaching about 60, and strongly level dependent [12]. A large difference between the electron  $g$  factors in the dot allows for the crossings of the spin-up state of the fifth level with both the spin-down and the spin-up state of the fourth level as  $B$  is increased. Figure 1(c) shows a schematic for the scenario of such single-particle level crossings without taking level interaction and the effect of Coulomb charging into account.

The transport measurements in Fig. 1(b) display several clear signatures of both the conventional spin-1/2 Kondo and the integer-spin Kondo-like effects which manifest themselves as conductance enhancements in the Coulomb blockade regions in the InSb quantum dot. For example, a weak but visible conductance ridge is observed

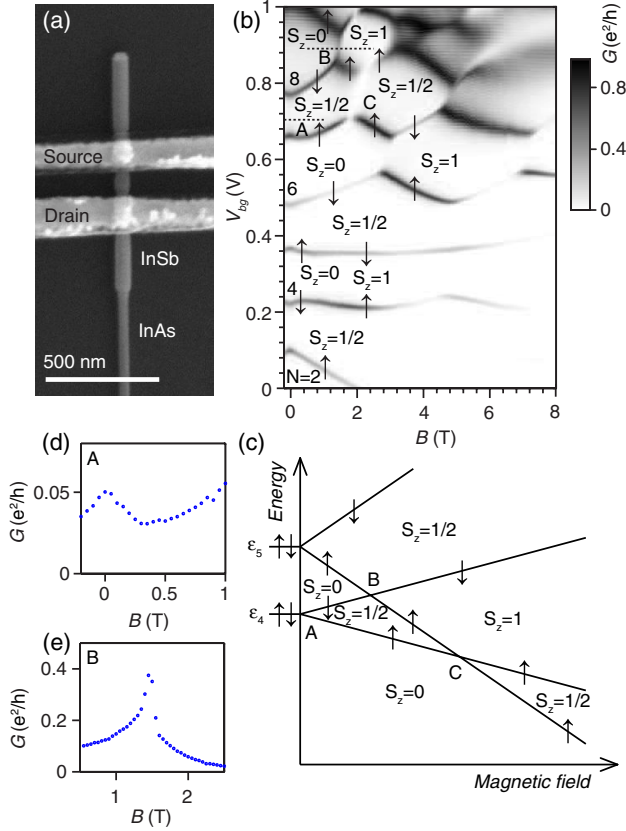


FIG. 1 (color online). (a) SEM image of a fabricated InSb nanowire quantum-dot device. (b) Conductance in gray scale measured at a source-drain bias of  $V_{sd} = 0.5$  mV. (c) Schematic for the evolution of the single-particle levels 4 and 5 with magnetic field (neglecting the level interaction and Coulomb charging). Letters A, B, and C mark the three single-particle level degenerate points investigated in this work. (d) Conductance along line cut A in (b) showing a conventional spin-1/2 Kondo peak at  $B = 0$ . (e) Conductance along line cut B showing an integer-spin Kondo-like conductance enhancement at  $B \approx 1.5$  T.

at zero magnetic field inside the  $N = 7$  Coulomb blockade region. A line plot of the conductance as a function of the magnetic field along cut A is shown in Fig. 1(d). Here one can easily identify a conductance peak at zero magnetic field. This peak occurs at the standard spin-degeneracy point of level 4 of the quantum dot at  $B = 0$  as indicated by label A in the schematic shown in Fig. 1(c) and can be attributed to the conventional spin-1/2 Kondo effect [4,5].

In addition to the spin-1/2 Kondo effect we see clear signatures of integer-spin Kondo-like correlations [6,16]. One such example is provided by the clear high-conductance ridge in the  $N = 8$  Coulomb blockade region at  $B \sim 1.5$  T [see Fig. 1(b)]. The corresponding line plot along cut B is shown in Fig. 1(e), where a conductance peak is clearly observed. This peak occurs at the degeneracy of levels 4 and 5 with opposite spins as indicated by label B in the schematic shown in Fig. 1(c). An additional, though weaker, integer-spin Kondo-like conductance enhancement is observed in the  $N = 6$  Coulomb blockade

region at  $B \approx 3$  T. Such integer-spin Kondo-like conductance enhancements appear at the transition from a spin singlet to the  $S_z = 1$  state of an  $S = 1$  spin triplet as the magnetic field increases. Note that the other states of the  $S = 1$  triplet are significantly higher in energy due to the large  $g$  factors. Thus, more complex phenomena such as the two-stage Kondo effect [17,18] are not observed here. Both the spin-1/2 and the integer-spin Kondo-like enhancements of the conductance in the Coulomb blockade region occur when there are two degenerate states of different spins.

We now focus on the  $N = 7$  Coulomb blockade region at magnetic fields of  $B \sim 2$  T [Fig. 1(b)] where the fourth and the fifth level with the same spin cross as indicated by label C in the schematic shown in Fig. 1(c). Here we observe a clear suppression of the conductance within the cotunneling background in the Coulomb blockade region. Moreover, the direct tunneling lines are also broken at the crossing points at the corners of the Coulomb blockade region. This scenario is shown in detail in Fig. 2(a). The bright region of the conductance suppression resembles a canyon which connects the upper  $S_z = 1$  and  $N = 8$  Coulomb blockade region with the lower  $S_z = 0$  and  $N = 6$  region while cutting through both the direct tunneling lines and the  $S_z = 1/2$  and  $N = 7$  blockade region. As shown in Figs. 2(b)–2(f) for different gate voltages, the conductance drops to zero at the bottom of the canyon. In addition, the conductance in the middle of the Coulomb blockade region [Fig. 2(d)] shows a clear enhancement on both sides of the conductance suppression. This is the correlation-induced resonance, which was predicted for a

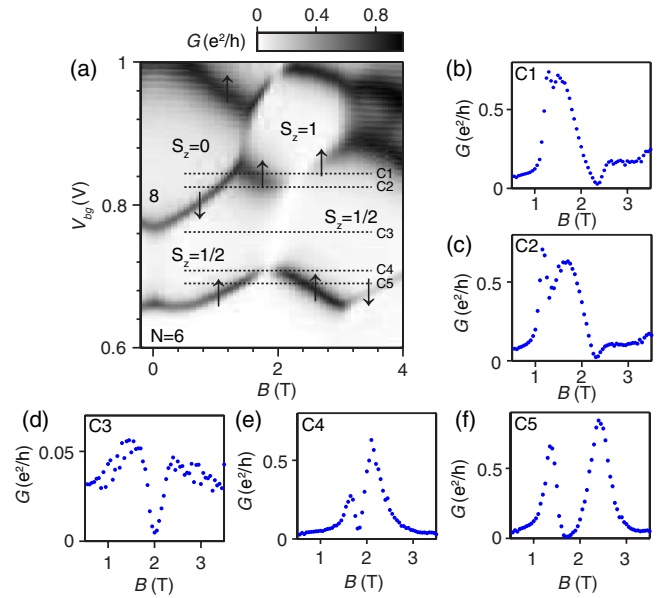


FIG. 2 (color online). Details of the conductance suppression. (a) Enlarged section of Fig. 1(b). (b)–(f) Conductance plots along line cuts C1–C5 (at backgate voltages of 848, 822, 762, 708, and 690 mV) of (a), respectively.

similar, strongly correlated quantum-dot system near the electron-hole symmetry point [7].

This canyon of conductance suppression is the main finding of our Letter. We note that the presence of giant, strongly level-dependent  $g$  factors in our InSb nanowire dot is crucial to create the degeneracy between the two spin-up levels at a moderate magnetic field. Furthermore, the quadratic shifts of the levels with magnetic field differ strongly for levels 4 and 5, which has helped to create this desired degeneracy point. Intuitively, the phenomenon of the conductance suppression can be understood as a result of (i) the strong modification of the dot states by correlations with the contacts and (ii) the consequent (destructive) interference between the two paths through the dot associated with the two modified states. This is straightforwardly seen in the lower and upper direct tunneling regions; see the Breit-Wigner results below. However, in the Coulomb blockade region, strong correlations between contacts and the dots states exist, which can result in vanishing conductance at the electron-hole symmetry point at zero temperature and zero bias [7–9]. The observed canyon of conductance suppression connects both scenarios and suggests that the combination of correlations and interference is required for a full understanding.

In the following we show theoretically that a crossing between two levels with equal spins indeed provides a canyon of conductance suppression that cuts through both the Coulomb blockade and direct tunneling regions. Our Hamiltonian  $\hat{H}_D + \hat{H}_C$  combines the terms describing the quantum dot and its coupling to the left ( $L$ ) and right ( $R$ ) lead which read (similar to Refs. [7–9])

$$\hat{H}_D = E_{4\uparrow} a_{4\uparrow}^\dagger a_{4\uparrow} + E_{5\uparrow} a_{5\uparrow}^\dagger a_{5\uparrow} + U a_{4\uparrow}^\dagger a_{4\uparrow} a_{5\uparrow}^\dagger a_{5\uparrow}, \quad (1)$$

$$\begin{aligned} \hat{H}_C = & \sum_{k,\ell=L/R} t_\ell(k) c_{\ell\uparrow}(k) (a_{4\uparrow}^\dagger + x_\ell a_{5\uparrow}^\dagger) + \text{H.c.} \\ & + \sum_{k,\ell=L/R} E_\ell(k) c_{\ell\uparrow}^\dagger(k) c_{\ell\uparrow}(k), \end{aligned} \quad (2)$$

where  $a_{i\uparrow}$  ( $a_{i\uparrow}^\dagger$ ) and  $c_{\ell\uparrow}$  ( $c_{\ell\uparrow}^\dagger$ ) are the annihilation (creation) operators of electrons in the dot and leads, respectively. We define  $\Gamma_{\ell 4}(E) = 2\pi \sum_k |t_\ell(k)|^2 \delta[E_\ell(k) - E]$ , which is assumed to be constant, and  $\Gamma_{\ell 5} = |x_\ell|^2 \Gamma_{\ell 4}$ . Fitting to the conductance peaks [12], we obtain  $U = 5$  meV,  $\Gamma_{L4} = 0.3$  meV,  $\Gamma_{R4} = 0.1$  meV,  $\Gamma_{L5} = 1$  meV,  $\Gamma_{R5} = 0.4$  meV, and the level energies of  $E_{4\uparrow} = 2$  meV  $\times (B/T - 2) - E_g - U/2$  and  $E_{5\uparrow} = -2.5$  meV  $\times (B/T - 2) - E_g - U/2$ . Here, the gate level energy  $E_g$  corresponds to the backgate voltage by  $E_g = e(V_{\text{bg}} - 767 \text{ mV})/22$ . (This choice of  $E_g$  provides electron-hole symmetry around  $B = 2$  T at  $E_g = 0$ .) As motivated below, we use  $x_L < 0$  and  $x_R > 0$ , which might reflect a parity difference between the fourth and fifth quantum orbital states. The occupations of the left and right leads

are given by Fermi functions with the electrochemical potentials of  $\pm eV_{\text{sd}}/2$ , respectively.

For  $E_g \lesssim -U/2$ , at most one of the two levels is occupied and Coulomb interaction plays no role. In such a noninteracting system, the transmission  $T(E)$  can be calculated with Green's functions (GF), see, e.g., Ref. [19] where a similar system was treated. The finite bias conductance reads  $G = (e/hV_{\text{sd}}) \int_{-eV_{\text{sd}}/2}^{eV_{\text{sd}}/2} dE T(E)$  for zero temperature, see the black solid line in Fig. 3(a), which agrees well with the data (crosses) from Fig. 2(f). Figure 3(b) shows that the experimental canyon of conductance suppression is reproduced very well by the GF model in its range of validity,  $E_g \lesssim -U/2$ . Here the vanishing conductance can be attributed to interference between the transmission through both levels. The Breit-Wigner formula provides

$$\begin{aligned} T(E) = & \Gamma_{L4} \Gamma_{R4} \left| \frac{1}{E - E_{4\uparrow} + i(\Gamma_{L4} + \Gamma_{R4})/2} \right. \\ & \left. + \frac{x_L x_R}{E - E_{5\uparrow} + i(\Gamma_{L5} + \Gamma_{R5})/2} \right|^2. \end{aligned} \quad (3)$$

We find the vanishing of  $T(0)$  at  $x_L x_R E_{4\uparrow} \approx -E_{5\uparrow}$  assuming  $\Gamma_{Li} + \Gamma_{Ri} \ll E_{i\uparrow}$ . For our parameters this provides  $E_g + U/2 \approx 3.7$  meV  $\times (B/T - 2)$  in good agreement with the numerical findings and the experimental data shown in Fig. 3(b). This justifies our choice of  $x_L x_R < 0$ .

In the Coulomb blockade region ( $-U/2 < E_g < U/2$ ) the current is carried by cotunneling events. Here we apply the second-order von Neumann (2vN) approach [20], which treats all interactions in  $\hat{H}_D$  exactly. Correlated transitions between the leads and the dot states are included in second order describing cotunneling [21] and interference [22]. For  $E_g = -3.5$  meV, the results agree excellently with the experimental data; see Fig. 3(a). The 2vN is

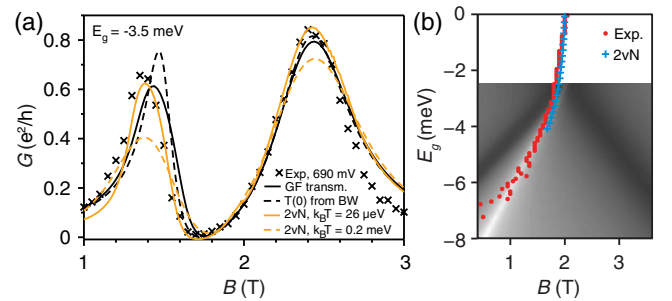


FIG. 3 (color online). Conductance where interaction is of minor importance. (a) Experimental data (crosses) for  $V_{\text{bg}} = 690$  mV together with calculated results using the noninteracting Green's function (GF) model with  $V_{\text{sd}} = 0.5$  mV (black solid line) and the Breit-Wigner (BW) formula of Eq. (3) (black dashed line). Corresponding 2vN results, including interactions, are given in thin orange lines for two temperatures. (b) Conductance from the GF model in its region of validity, together with the positions of the minimal conductance from the experiment (red dots) and the 2vN model (blue crosses).

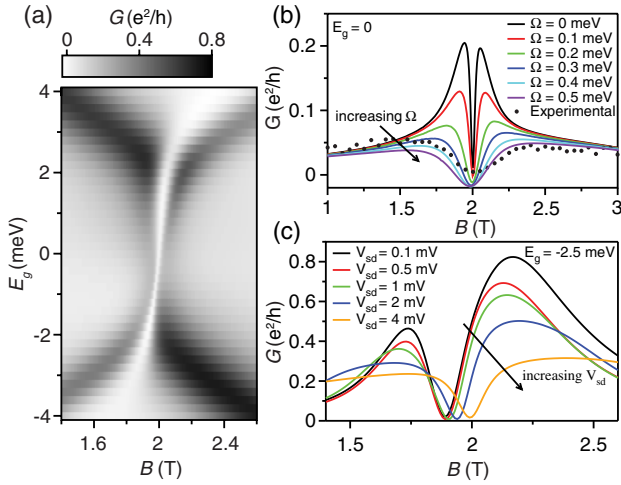


FIG. 4 (color online). Calculations by the 2vN approach at  $k_B T = 0.2$  meV,  $V_{sd} = 0.5$  mV, and  $\Omega = 0$  unless stated otherwise. (a) Canyon of conductance suppression. (b) Conductance for different interlevel couplings  $\Omega$  together with the experimental data. (c) Conductance for different bias values of  $V_{sd}$ .

only reliable above  $T_K$  [20], which we estimate to be  $k_B T_K \approx 0.1$  meV [12], and we attribute the occurrence of some slightly negative conductivities to the improper treatment of higher-order processes. In order to reduce these problems we use the increased temperature of  $k_B T = 0.2$  meV in the following. The results of the calculation are given in Fig. 4(a) and show the canyon of conductance suppression in good agreement with the experiment.

The calculated conductance shows an approximate symmetry around the electron-hole symmetry point (full symmetry is restored by reversing the bias). In contrast, the experimental data are more asymmetric, which indicates a gate voltage dependence of system parameters. Figure 4(b) shows that the conductance suppression persists for a finite interlevel coupling described by an additional term  $\Omega a_{51}^\dagger a_{41} + \text{H.c.}$  to  $\hat{H}_D$  in Eq. (1), while its width increases. Comparing with experimental data,  $\Omega \approx 0.4$  meV fits better at  $V_{bg} = 762$  mV. Even higher values of  $\Omega$  seem appropriate for larger  $V_{bg}$  (not shown), while  $\Omega \approx 0$  fits well for  $V_{bg} = 690$  mV (see Fig. 3). This indicates that the interlevel coupling depends on the backgate voltage in our dot and vanishes accidentally around  $V_{bg} \approx 700$  mV. Finally, Fig. 4(c) shows that the vanishing of the current persists for higher biases. In the high-bias limit with infinite  $U$  this corresponds to the situation discussed in Ref. [23], where the current vanishes exactly at level degeneracy, independently of the couplings unless  $x_L = x_R$ .

In conclusion, we have observed that the crossing of quantum levels with equal spins in the presence of Coulomb repulsion manifests as a canyon of vanishing conductance cutting through the direct tunneling lines and the enclosed Coulomb blockade region. This scenario

is well covered by the 2vN approach based on a two-level, equal-spin, interacting model. Furthermore, our experimental data confirm the predicted correlation-induced resonances close to the electron-hole symmetry point. Our results show that a full understanding of the interplay between strong correlations and interference is required to describe the entire behavior of the conductance of the system at degeneracy of levels with equal spins.

We thank Karsten Flensberg and Feng Zhai for stimulating discussions and Claes Thelander for technical help. This work was supported by the Swedish Research Council (VR), the Swedish Foundation for Strategic Research (SSF), and the Knut and Alice Wallenberg Foundation.

\*Corresponding author.

hongqi.xu@ftf.lth.se

- [1] T.H. Oosterkamp *et al.*, *Phys. Rev. Lett.* **80**, 4951 (1998).
- [2] S.M. Reimann and M. Manninen, *Rev. Mod. Phys.* **74**, 1283 (2002).
- [3] C. Payette *et al.*, *Phys. Rev. Lett.* **102**, 026808 (2009).
- [4] D. Goldhaber-Gordon *et al.*, *Nature (London)* **391**, 156 (1998).
- [5] S.M. Cronenwett, T.H. Oosterkamp, and L.P. Kouwenhoven, *Science* **281**, 540 (1998).
- [6] S. Sasaki *et al.*, *Nature (London)* **405**, 764 (2000).
- [7] V. Meden and F. Marquardt, *Phys. Rev. Lett.* **96**, 146801 (2006).
- [8] V. Kashcheyevs, A. Schiller, A. Aharony, and O. Entin-Wohlman, *Phys. Rev. B* **75**, 115313 (2007).
- [9] P.G. Silvestrov and Y. Imry, *Phys. Rev. B* **75**, 115335 (2007).
- [10] H.A. Nilsson *et al.*, *Nano Lett.* **9**, 3151 (2009).
- [11] P. Caroff *et al.*, *Small* **4**, 878 (2008).
- [12] See supplementary material at <http://link.aps.org/supplemental/10.1103/PhysRevLett.104.186804> for further details.
- [13] R.A. Isaacson, *Phys. Rev.* **169**, 312 (1968).
- [14] S. Roddaro *et al.*, *Phys. Rev. Lett.* **101**, 186802 (2008).
- [15] M. Larsson, H.A. Nilsson, H. Hardtdegen, and H.Q. Xu, *Appl. Phys. Lett.* **95**, 192112 (2009).
- [16] J. Nygård, D.H. Cobden, and P.E. Lindelof, *Nature (London)* **408**, 342 (2000).
- [17] W.G. van der Wiel *et al.*, *Phys. Rev. Lett.* **88**, 126803 (2002).
- [18] M. Pustilnik and L.I. Glazman, *Phys. Rev. Lett.* **87**, 216601 (2001).
- [19] T.V. Shahbazyan and M.E. Raikh, *Phys. Rev. B* **49**, 17123 (1994).
- [20] J.N. Pedersen and A. Wacker, *Phys. Rev. B* **72**, 195330 (2005).
- [21] J.N. Pedersen and A. Wacker, *Physica (Amsterdam)* **42E**, 595 (2010).
- [22] J.N. Pedersen *et al.*, *Phys. Rev. B* **79**, 125403 (2009).
- [23] F. Li, X.-Q. Li, W.-M. Zhang, and S.A. Gurvitz, *Europhys. Lett.* **88**, 37001 (2009).