



LUND UNIVERSITY

Measurement of the isolated diphoton cross section in pp collisions at root s=7 TeV with the ATLAS detector

Aad, G.; Abbott, B.; Abdallah, J.; Abdelalim, A. A.; Abdesselam, A.; Abdinov, O.; Abi, B.; Abolins, M.; Abramowicz, H.; Abreu, H.; Acerbi, E.; Acharya, B. S.; Adams, D. L.; Addy, T. N.; Adelman, J.; Aderholz, M.; Adomeit, S.; Adragna, P.; Abye, T.; Aefsky, S.; Aguilar-Saavedra, J. A.; Aharrouche, M.; Ahlen, S. P.; Ahles, F.; Ahmad, A.; Ahsan, M.; Aielli, G.; Akdogan, T.; Åkesson, Torsten; Akimoto, G.; Akimov, A. V.; Akiyama, A.; Alam, M. S.; Alam, M. A.; Albert, J.; Albrand, S.; Aleksa, M.; Aleksandrov, I. N.; Alessandria, F.; Alexa, C.; Alexander, G.; Alexandre, G.; Alexopoulos, T.; Alhroob, M.; Aliev, M.; Alimonti, G.; Alison, J.; Aliyev, M.; Allport, P. P.; Allwood-Spiers, S. E.

Published in:

Physical Review D (Particles, Fields, Gravitation and Cosmology)

DOI:

[10.1103/PhysRevD.85.012003](https://doi.org/10.1103/PhysRevD.85.012003)

2012

[Link to publication](#)

Citation for published version (APA):

Aad, G., Abbott, B., Abdallah, J., Abdelalim, A. A., Abdesselam, A., Abdinov, O., Abi, B., Abolins, M., Abramowicz, H., Abreu, H., Acerbi, E., Acharya, B. S., Adams, D. L., Addy, T. N., Adelman, J., Aderholz, M., Adomeit, S., Adragna, P., Abye, T., ... Zwalinski, L. (2012). Measurement of the isolated diphoton cross section in pp collisions at root s=7 TeV with the ATLAS detector. *Physical Review D (Particles, Fields, Gravitation and Cosmology)*, 85(1). <https://doi.org/10.1103/PhysRevD.85.012003>

Total number of authors:

3033

General rights

Unless other specific re-use rights are stated the following general rights apply:

Copyright and moral rights for the publications made accessible in the public portal are retained by the authors and/or other copyright owners and it is a condition of accessing publications that users recognise and abide by the legal requirements associated with these rights.

- Users may download and print one copy of any publication from the public portal for the purpose of private study or research.
- You may not further distribute the material or use it for any profit-making activity or commercial gain
- You may freely distribute the URL identifying the publication in the public portal

Read more about Creative commons licenses: <https://creativecommons.org/licenses/>

Take down policy

If you believe that this document breaches copyright please contact us providing details, and we will remove access to the work immediately and investigate your claim.

Download date: 18. May. 2025

LUND UNIVERSITY

PO Box 117
221 00 Lund
+46 46-222 00 00

Measurement of the isolated diphoton cross section in pp collisions at $\sqrt{s}=7$ TeV with the ATLAS detector

G. Aad *et al.**

(ATLAS Collaboration)

(Received 4 July 2011; published 11 January 2012)

The ATLAS experiment has measured the production cross section of events with two isolated photons in the final state, in proton-proton collisions at $\sqrt{s} = 7$ TeV. The full data set acquired in 2010 is used, corresponding to an integrated luminosity of 37 pb^{-1} . The background, consisting of hadronic jets and isolated electrons, is estimated with fully data-driven techniques and subtracted. The differential cross sections, as functions of the di-photon mass ($m_{\gamma\gamma}$), total transverse momentum ($p_{T,\gamma\gamma}$), and azimuthal separation ($\Delta\phi_{\gamma\gamma}$), are presented and compared to the predictions of next-to-leading-order QCD.

DOI: [10.1103/PhysRevD.85.012003](https://doi.org/10.1103/PhysRevD.85.012003)

PACS numbers: 12.38.Qk, 12.38.Aw

I. INTRODUCTION

The production of di-photon final states in proton-proton collisions may occur through quark-antiquark t -channel annihilation, $q\bar{q} \rightarrow \gamma\gamma$, or via gluon-gluon interactions, $gg \rightarrow \gamma\gamma$, mediated by a quark box diagram. Despite the higher order of the latter, the two contributions are comparable, due to the large gluon flux at the LHC. Photon-parton production with photon radiation also contributes in processes such as $q\bar{q}$, $gg \rightarrow g\gamma\gamma$, and $qg \rightarrow q\gamma\gamma$. During the parton fragmentation process, more photons may also be produced. In this analysis, all such photons are considered as signal if they are isolated from other activity in the event. Photons produced after the hadronization by neutral hadron decays, or coming from radiative decays of other particles, are considered as part of the background.

The measurement of the di-photon production cross-section at the LHC is of great interest as a probe of QCD, especially in some particular kinematic regions. For instance, the distribution of the azimuthal separation, $\Delta\phi_{\gamma\gamma}$, is sensitive to the fragmentation model, especially when both photons originate from fragmentation. On the other hand, for balanced back-to-back di-photons ($\Delta\phi_{\gamma\gamma} \simeq \pi$ and small total transverse momentum, $p_{T,\gamma\gamma}$) the production is sensitive to soft gluon emission, which is not accurately described by fixed-order perturbation theory.

Di-photon production is also an irreducible background for some new physics processes, such as the Higgs decay into photon pairs [1]: in this case, the spectrum of the invariant mass, $m_{\gamma\gamma}$, of the pair is analyzed, searching for a resonance. Moreover, di-photon production is a

characteristic signature of some exotic models beyond the standard model. For instance, universal extra dimensions predict nonresonant di-photon production associated with significant missing transverse energy [2,3]. Other extra-dimension models, such as Randall-Sundrum [4], predict the production of gravitons, which would decay into photon pairs with a narrow width.

Recent cross-section measurements of di-photon production at hadron colliders have been performed by the D0 [5] and CDF [6] collaborations, at the Tevatron proton-antiproton collider with a center-of-mass energy $\sqrt{s} = 1.96$ TeV.

In this document, di-photon production is studied in proton-proton collisions at the LHC, with a center-of-mass energy $\sqrt{s} = 7$ TeV. After a short description of the ATLAS detector (Sec. II), the analyzed collision data and the event selection are detailed in Sec. III, while the supporting simulation samples are listed in Sec. IV. The isolation properties of the signal and of the hadronic background are studied in Sec. V. The evaluation of the di-photon signal yield is obtained by subtracting the backgrounds from hadronic jets and from isolated electrons, estimated with data-driven methods as explained in Sec. VI. Section VII describes how the event selection efficiency is evaluated and how the final yield is obtained. Finally, in Sec. VIII, the differential cross-section of di-photon production is presented as a function of $m_{\gamma\gamma}$, $p_{T,\gamma\gamma}$, and $\Delta\phi_{\gamma\gamma}$.

II. THE ATLAS DETECTOR

The ATLAS detector [7] is a multipurpose particle physics apparatus with a forward-backward symmetric cylindrical geometry and near 4π coverage in solid angle. ATLAS uses a right-handed coordinate system with its origin at the nominal interaction point (IP) in the center of the detector and the z axis along the beam pipe. The x axis points from the IP to the center of the LHC ring, and the y axis points upward. Cylindrical coordinates (r , ϕ) are

*Full author list given at the end of the article.

used in the transverse plane, ϕ being the azimuthal angle around the beam pipe. The pseudorapidity is defined in terms of the polar angle θ as $\eta = -\ln[\tan(\theta/2)]$. The transverse momentum is defined as $p_T = p \sin\theta = p/\cosh\eta$, and a similar definition holds for the transverse energy E_T .

The inner tracking detector (ID) covers the pseudorapidity range $|\eta| < 2.5$ and consists of a silicon pixel detector, a silicon microstrip detector, and a transition radiation tracker in the range $|\eta| < 2.0$. The ID is surrounded by a superconducting solenoid providing a 2 T magnetic field. The inner detector allows an accurate reconstruction of tracks from the primary proton-proton collision region and also identifies tracks from secondary vertices, permitting the efficient reconstruction of photon conversions in the inner detector up to a radius of ≈ 80 cm.

The electromagnetic calorimeter (ECAL) is a lead-liquid argon (LAr) sampling calorimeter with an accordion geometry. It is divided into a barrel section, covering the pseudorapidity region $|\eta| < 1.475$, and two endcap sections, covering the pseudorapidity regions $1.375 < |\eta| < 3.2$. It consists of three longitudinal layers. The first one, in the ranges $|\eta| < 1.4$ and $1.5 < |\eta| < 2.4$, is segmented into high granularity “strips” in the η direction, sufficient to provide an event-by-event discrimination between single photon showers and two overlapping showers coming from a π^0 decay. The second layer of the electromagnetic calorimeter, which collects most of the energy deposited in the calorimeter by the photon shower, has a thickness of about 17 radiation lengths and a granularity of 0.025×0.025 in $\eta \times \phi$ (corresponding to one cell). A third layer is used to correct leakage beyond the ECAL for high-energy showers. In front of the accordion calorimeter a thin presampler layer, covering the pseudorapidity interval $|\eta| < 1.8$, is used to correct for energy loss before the calorimeter.

The hadronic calorimeter (HCAL), surrounding the ECAL, consists of an iron-scintillator tile calorimeter in the range $|\eta| < 1.7$ and two copper-LAr calorimeters spanning $1.5 < |\eta| < 3.2$. The acceptance is extended by two tungsten-LAr forward calorimeters up to $|\eta| < 4.9$. The muon spectrometer, located beyond the calorimeters, consists of three large air-core superconducting toroid systems, precision tracking chambers providing accurate muon tracking over $|\eta| < 2.7$, and fast detectors for triggering over $|\eta| < 2.4$.

A three-level trigger system is used to select events containing two photon candidates. The first level trigger (level-1) is hardware based: using a coarser cell granularity (0.1×0.1 in $\eta \times \phi$), it searches for electromagnetic deposits with a transverse energy above a programmable threshold. The second and third level triggers (collectively referred to as the “high-level” trigger) are implemented in software and exploit the full granularity and energy calibration of the calorimeter.

III. COLLISION DATA AND SELECTIONS

The analyzed data set consists of proton-proton collision data at $\sqrt{s} = 7$ TeV collected in 2010, corresponding to an integrated luminosity of 37.2 ± 1.3 pb $^{-1}$ [8]. The events are considered only when the beam condition is stable and the trigger system, the tracking devices, and the calorimeters are operational.

A. Photon reconstruction

A photon is defined starting from a cluster in the ECAL. If there are no tracks pointing to the cluster, the object is classified as an *unconverted photon*. In case of *converted photons*, one or two tracks may be associated to the cluster, thereby creating an ambiguity in the classification with respect to electrons. This is addressed as described in Ref [9].

A fiducial acceptance is required in pseudorapidity, $|\eta^\gamma| < 2.37$, with the exclusion of the barrel/endcap transition $1.37 < |\eta^\gamma| < 1.52$. This corresponds to the regions where the ECAL strips granularity is more effective for photon identification and jet background rejection [9]. Moreover, photons reconstructed near to regions affected by readout or high-voltage failures are not considered.

In the considered acceptance range, the uncertainty on the photon energy scale is estimated to be $\sim \pm 1\%$. The energy resolution is parametrized as $\sigma_E/E \simeq a/\sqrt{E[\text{GeV}]} \oplus c$, where the sampling term a varies between 10% and 20% depending on η^γ , and the constant term c is estimated to be 1.1% in the barrel and 1.8% in the endcap. Such a performance has been measured in $Z \rightarrow e^+e^-$ events observed in proton-proton collision data in 2010.

B. Photon selection

The photon sample suffers from a major background due to hadronic jets, which generally produce calorimetric deposits broader and less isolated than electromagnetic showers, with sizable energy leaking to the HCAL. Most of the background is reduced by applying requirements (referred to as the LOOSE selection, **L**) on the energy fraction measured in the HCAL, and on the shower width measured by the second layer of the ECAL. The remaining background is mostly due to photon pairs from neutral hadron decays (mainly π^0) with a small opening angle and reconstructed as single photons. This background is further reduced by applying a more stringent selection on the shower width in the second ECAL layer, together with additional requirements on the shower shape measured by the first ECAL layer: a narrow shower width and the absence of a second significant maximum in the energy deposited in contiguous strips. The combination of all these requirements is referred to as the TIGHT selection (**T**). Since converted photons tend to have broader shower shapes than unconverted ones, the cuts of the TIGHT selection are tuned differently for the two photon categories.

More details on these selection criteria are given in Ref. [10].

To reduce the jet background further, an isolation requirement is applied: the isolation transverse energy E_T^{iso} , measured by the calorimeters in a cone of angular radius $R = \sqrt{(\eta - \eta^\gamma)^2 + (\phi - \phi^\gamma)^2} < 0.4$, is required to satisfy $E_T^{\text{iso}} < 3$ GeV (isolated photon, **I**). The calculation of E_T^{iso} is performed summing over ECAL and HCAL cells surrounding the photon candidate, after removing a central core that contains most of the photon energy. An out-of-core energy correction [10] is applied, to make E_T^{iso} essentially independent of E_T^γ , and an ambient energy correction, based on the measurement of soft jets [11,12] is applied on an event-by-event basis, to remove the contribution from the underlying event and from additional proton-proton interactions (“in-time pile-up”).

C. Event selection

The di-photon candidate events are selected according to the following steps:

- (i) The events are selected by a di-photon trigger, in which both photon candidates must satisfy the trigger selection and have a transverse energy $E_T^\gamma > 15$ GeV. To select genuine collisions, at least one primary vertex with three or more tracks must be reconstructed.
- (ii) The event must contain at least two photon candidates, with $E_T^\gamma > 16$ GeV, in the acceptance defined in Sec. III A and passing the LOOSE selection. If more than two such photons exist, the two with highest E_T^γ are chosen.
- (iii) To avoid a too large overlap between the two isolation cones, an angular separation $\Delta R_{\gamma\gamma} = \sqrt{(\eta_1^\gamma - \eta_2^\gamma)^2 + (\phi_1^\gamma - \phi_2^\gamma)^2} > 0.4$ is required.
- (iv) Both photons must satisfy the TIGHT selection (**TT** sample).
- (v) Both photons must satisfy the isolation requirement $E_T^{\text{iso}} < 3$ GeV (**TITI** sample).

In the analyzed data set, there are 63 673 events where both photons satisfy the LOOSE selection and the $\Delta R_{\gamma\gamma}$ separation requirement. Among these, 5365 events belong to the **TT** sample, and 2022 to the **TITI** sample.

IV. SIMULATED EVENTS

The characteristics of the signal and background events are investigated with Monte Carlo samples, generated using PYTHIA 6.4.21 [13]. The simulated samples are generated with pile-up conditions similar to those under which most of the data were taken. Particle interactions with the detector materials are modeled with GEANT4 [14] and the detector response is simulated. The events are reconstructed with the same algorithms used for collision data.

More details on the event generation and simulation infrastructure are provided in Ref [15].

The di-photon signal is generated with PYTHIA, where photons from both hard scattering and quark bremsstrahlung are modeled. To study systematic effects due to the generator model, an alternative di-photon sample has been produced with SHERPA [16].

The background processes are generated with the main physical processes that produce (at least) two sizable calorimetric deposits: these include di-jet and photon-jet final states, but minor contributions, e.g. from W , Z bosons, are also present. Such a Monte Carlo sample, referred to as “di-jet-like,” provides a realistic mixture of the main final states expected to contribute to the selected data sample. Moreover, dedicated samples of $W \rightarrow e\nu$ and $Z \rightarrow e^+e^-$ simulated events are used for the electron/photon comparison in isolation and background studies.

V. PROPERTIES OF THE ISOLATION TRANSVERSE ENERGY

The isolation transverse energy, E_T^{iso} , is a powerful discriminating variable to estimate the jet background contamination in the sample of photon candidates. The advantage of using this quantity is that its distribution can be extracted directly from the observed collision data, both for the signal and the background, without relying on simulations.

Section VA describes a method to extract the distribution of E_T^{iso} for background and signal, from observed photon candidates. An independent method to extract the signal E_T^{iso} distribution, based on observed electrons, is described in Sec. VB. Finally, the correlation between isolation energies in events with two photon candidates is discussed in Sec. VC.

A. Background and signal isolation from photon candidates

For the background study, a control sample is defined by reconstructed photons that fail the TIGHT selection but pass a looser one, where some cuts are released on the shower shapes measured by the ECAL strips. Such photons are referred to as NONTIGHT. A study carried out on the “di-jet-like” Monte Carlo sample shows that the E_T^{iso} distribution in the NONTIGHT sample reproduces that of the background, as shown in Fig. 1(a).

The TIGHT photon sample contains a mixture of signal and background. However, a comparison between the shapes of the E_T^{iso} distributions from TIGHT and NONTIGHT samples [Fig. 1(b)] shows that for $E_T^{\text{iso}} > 7$ GeV there is essentially no signal in the TIGHT sample. Therefore, the background contamination in the TIGHT sample can be subtracted by using the NONTIGHT sample, normalized such that the integrals of the two distributions are equal for $E_T^{\text{iso}} > 7$ GeV. The E_T^{iso} distribution of the signal alone

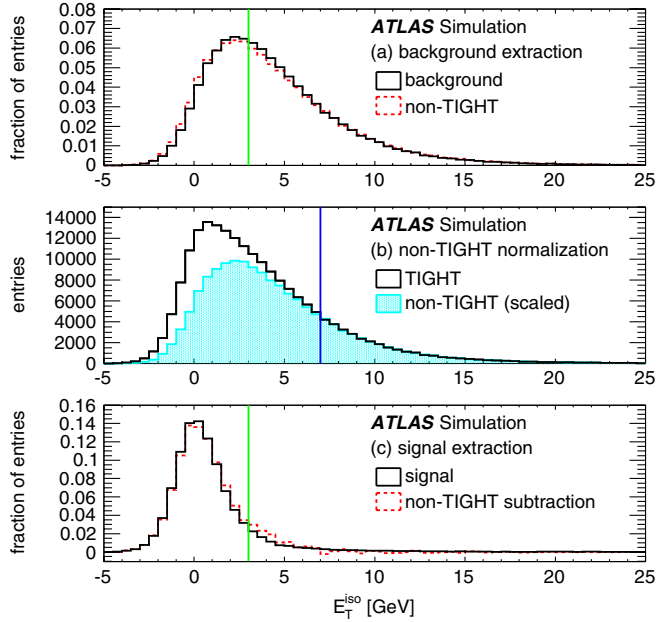


FIG. 1 (color online). Extraction of the isolation energy (E_T^{iso}) distributions for signal and background. The plots are made with a “di-jet-like” Monte Carlo sample: the “signal” and “background” classifications are based on the Monte Carlo information. (a) Normalized E_T^{iso} distribution for the background and for the NONTIGHT sample. (b) E_T^{iso} distribution, for the TIGHT and the NONTIGHT samples: the latter is scaled as explained in the text. (c) Normalized E_T^{iso} distribution for the signal and for the TIGHT sample, after subtracting the scaled NONTIGHT sample. In (a, c) the vertical line shows the isolation cut $E_T^{\text{iso}} < 3$ GeV.

is thus extracted. Figure 1(c) shows the result, for photons in the “di-jet-like” Monte Carlo sample.

In collision data, events with two photon candidates are used to build the TIGHT and NONTIGHT samples, for the leading and subleading candidate separately. The points in Fig. 2 display the distribution of E_T^{iso} for the leading and subleading photons. In each of the two distributions, one bin has higher content, reflecting opposing fluctuations in the subtracted input distributions in those bins. The effect on the di-photon cross-section measurement is negligible.

The main source of systematic error comes from the definition of the NONTIGHT control sample. There are three sets of strips cuts that could be released: the first set concerns the shower width in the core, the second tests for the presence of two maxima in the cluster, and the third is a cut on the full shower width in the strips. The choice adopted is to release only the first two sets of cuts, as the best compromise between maximizing the statistics in the control sample, while keeping the background E_T^{iso} distribution fairly unbiased. To test the effect of this choice, the sets of released cuts have been changed, either by releasing only the cuts on the shower core width in the strips, or by releasing all the strips cuts. A minor effect is also due to the choice of the region $E_T^{\text{iso}} > 7$ GeV, to normalize the

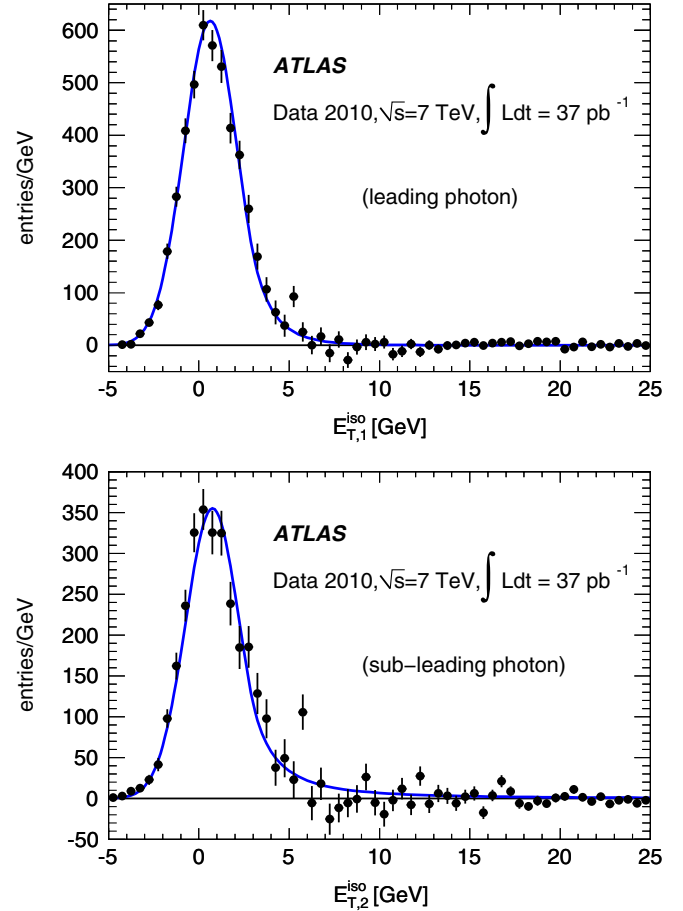


FIG. 2 (color online). Data-driven signal isolation distributions for the leading (top) and subleading (bottom) photons obtained using the photon candidates (solid circles) or extrapolated from electrons (continuous lines).

NONTIGHT control sample: the cut has therefore been moved to 6 and 8 GeV.

More studies with the “di-jet-like” Monte Carlo sample have been performed, to test the robustness of the E_T^{iso} extraction against model-dependent effects such as (i) signal leakage into the NONTIGHT sample; (ii) correlations between E_T^{iso} and strips cuts; (iii) different signal composition, i.e. fraction of photons produced by the hard scattering or by the fragmentation process; (iv) different background composition, i.e. fraction of photon pairs from π^0 decays. In all cases, the overall systematic error, computed as described above, covers the differences between the true and data-driven results as evaluated from these Monte Carlo tests.

B. Signal isolation from electron extrapolation

An independent method of extracting the E_T^{iso} distribution for the signal photons is provided by the “electron extrapolation.” In contrast to photons, it is easy to select a pure electron sample from data, from $W^\pm \rightarrow e^\pm \nu$ and $Z \rightarrow e^+ e^-$ events [17]. The main differences between the

electron and photon E_T^{iso} distributions are (i) the electron E_T^{iso} in the bulk of the distribution is slightly larger, because of bremsstrahlung in the material upstream of the calorimeter; (ii) the photon E_T^{iso} distribution exhibits a larger tail because of the contribution of the photons from fragmentation, especially for the subleading photon. Such differences are quantified with $W^\pm \rightarrow e^\pm \nu$, $Z \rightarrow e^+ e^-$, and $\gamma\gamma$ Monte Carlo samples by fitting the E_T^{iso} distributions with crystal ball functions [18] and comparing the parameters. Then, the electron/photon differences are propagated to the selected electrons from collision data. The result is shown by the continuous lines in Fig. 2, agreeing well with the E_T^{iso} distributions obtained from the NONTIGHT sample subtraction (circles).

C. Signal and background isolation in events with two photon candidates

In events with two photon candidates, possible correlations between the two isolation energies have been investigated by studying the signal and background E_T^{iso} distributions of a candidate (“probe”) under different isolation conditions of the other candidate (“tag”). The signal E_T^{iso} shows negligible dependence on the tag conditions. In contrast, the background E_T^{iso} exhibits a clear positive correlation with the isolation transverse energy of the tag: if the tag passes (or fails) the isolation requirement, the probe background candidate is more (or less) isolated. This effect is visible especially in di-jet final states, which can be directly studied in collision data by requiring both photon candidates to be NONTIGHT, and is taken into account in the jet background estimation (Sec. VIA).

This correlation is also visible in the “di-jet-like” Monte Carlo sample.

VI. BACKGROUND SUBTRACTION AND SIGNAL YIELD DETERMINATION

The main background to selected photon candidates consists of hadronic jets. This is reduced by the photon TIGHT selection described in Sec. III B. However a significant component is still present and must be subtracted. The techniques to achieve this are described in Sec. VIA.

Another sizable background component comes from isolated electrons, mainly originating from W and Z decays, which look similar to photons from the calorimetric point of view. The subtraction of such a contamination is addressed in Sec. VIB.

The background due to cosmic rays and to beam-gas collisions has been studied on dedicated data sets, selected by special triggers. Its impact is found to be negligible.

A. Jet background

The jet background is due to photon-jet and di-jet final states. This section describes three methods, all based on

the isolation transverse energy, E_T^{iso} , aiming to separate the TITI sample into four categories:

$$N_{\gamma\gamma}^{\text{TITI}}, \quad N_{\gamma j}^{\text{TITI}}, \quad N_{j\gamma}^{\text{TITI}}, \quad N_{jj}^{\text{TITI}},$$

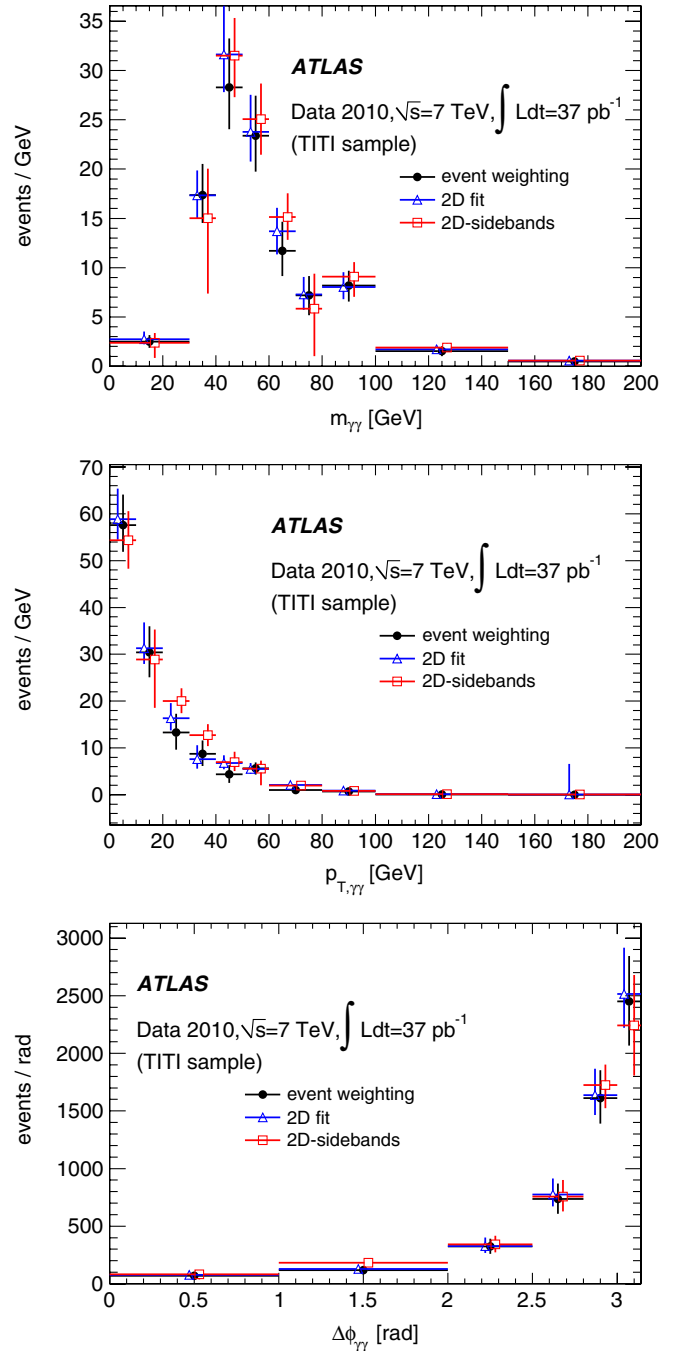


FIG. 3 (color online). Differential $\gamma\gamma$ yields in the TITI sample ($N_{\gamma\gamma}^{\text{TITI}}$), as a function of the three observables $m_{\gamma\gamma}$, $p_{T,\gamma\gamma}$, $\Delta\phi_{\gamma\gamma}$, obtained with the three methods. In each bin, the yield is divided by the bin width. The vertical error bars display the total errors, accounting for both the statistical uncertainties and the systematic effects. The points are artificially shifted horizontally, to better display the three results.

according to their physical final states— γj and $j\gamma$ differ by the jet faking, respectively, the subleading or the leading photon candidate. The signal yield $N_{\gamma\gamma}^{\text{TITI}}$ is evaluated in bins of the three observables $m_{\gamma\gamma}$, $p_{T,\gamma\gamma}$, $\Delta\phi_{\gamma\gamma}$, as in Fig. 3. Because of the dominant back-to-back topology of di-photon events, the kinematic selection produces a turn-on in the distribution of the di-photon invariant mass, at $m_{\gamma\gamma} \gtrsim 2E_T^{\text{cut}}$ ($E_T^{\text{cut}} = 16$ GeV being the applied cut on the photon transverse energy), followed by the usual decrease typical of the continuum processes. The region at lower $m_{\gamma\gamma}$ is populated by di-photon events with low $\Delta\phi$.

The excess in the mass bin $80 < m_{\gamma\gamma} < 100$ GeV, due to a contamination of electrons from Z -decays, is addressed in Sec. VI B.

From the evaluation of the background yields ($N_{j\gamma}^{\text{TITI}} + N_{jj}^{\text{TITI}}$ and N_{jj}^{TITI}), the average fractions of photon-jet and di-jet events in the **TITI** sample are $\sim 26\%$ and $\sim 9\%$, respectively.

The three results shown in Fig. 3 are compatible. This suggests that there are no hidden biases induced by the analyses. However, the three measures cannot be combined, as all make use of the same quantities— E_T^{iso} and shower shapes—and use the **NONTIGHT** background control region, so they may have correlations. None of the methods has striking advantages with respect to the others, and the systematic uncertainties are comparable. The “event weighting” method (Sec. VI A 1) is used for the cross-section evaluation, since it provides event weights that are also useful in the event efficiency evaluation, and its sources of systematic uncertainties are independent of those related to the signal modelling and reconstruction.

$$\begin{pmatrix} \epsilon_1\epsilon_2 & \epsilon_1f_2 & f_1\epsilon_2 & f_1f_2 \\ \epsilon_1(1-\epsilon_2) & \epsilon_1(1-f_2) & f_1(1-\epsilon_2) & f_1(1-f_2) \\ (1-\epsilon_1)\epsilon_2 & (1-\epsilon_1)f_2 & (1-f_1)\epsilon_2 & (1-f_1)f_2 \\ (1-\epsilon_1)(1-\epsilon_2) & (1-\epsilon_1)(1-f_2) & (1-f_1)(1-\epsilon_2) & (1-f_1)(1-f_2) \end{pmatrix}, \quad (2)$$

where ϵ_i and f_i ($i = 1, 2$ for the leading/subleading candidate) are the probabilities that a signal or a fake photon, respectively, pass the isolation cut. These are obtained from the E_T^{iso} distributions extracted from collision data, as described in Sec. V A. The value of ϵ is essentially independent of E_γ and changes with η^γ , ranging between 80% and 95%. The value of f depends on both E_T and η and takes values between 20% and 40%. Given such dependence on the kinematics, the matrix $\mathbf{E}^{(k)}$ is also evaluated for each event.

Because of the presence of correlation, the matrix coefficients in Eq. (2) actually involve conditional probabilities, depending on the pass/fail status of the other candidate (tag) of the pair. For instance, the first two coefficients in the last column become

1. Event weighting

Each event satisfying the **TIGHT** selection on both photons (sample **TT**) is classified according to whether the photons pass or fail the isolation requirement, resulting in a PP, PF, FP, or FF classification. These are translated into four event weights $W_{\gamma\gamma}$, $W_{j\gamma}$, $W_{j\gamma}$, W_{jj} , which describe how likely the event is to belong to each of the four final states. A similar approach has already been used by the D0 [5] and CDF [6] collaborations.

The connection between the pass/fail outcome and the weights, for the k -th event, is:

$$\begin{pmatrix} S_{\text{PP}}^{(k)} \\ S_{\text{PF}}^{(k)} \\ S_{\text{FP}}^{(k)} \\ S_{\text{FF}}^{(k)} \end{pmatrix} = \mathbf{E}^{(k)} \begin{pmatrix} W_{\gamma\gamma}^{(k)} \\ W_{j\gamma}^{(k)} \\ W_{j\gamma}^{(k)} \\ W_{jj}^{(k)} \end{pmatrix}. \quad (1)$$

If applied to a large number of events, the quantities S_{XY} would be the fractions of events satisfying each pass/fail classification, and the weights would be the fractions of events belonging to the four different final states. On an event-by-event approach, $S_{XY}^{(k)}$ are boolean status variables (e.g. for an event where both candidates are isolated, $S_{\text{PP}}^{(k)} = 1$ and $S_{\text{PF}}^{(k)} = S_{\text{FP}}^{(k)} = S_{\text{FF}}^{(k)} = 0$). The quantity $\mathbf{E}^{(k)}$ is a 4×4 matrix, whose coefficients give the probability that a given final state produces a certain pass/fail status. If there were no correlation between the isolation transverse energies of the two candidates, it would have the form

$$\begin{aligned} f_1f_2 &\rightarrow \frac{1}{2}[f_1^{\hat{\text{P}}}f_2 + f_1f_2^{\hat{\text{P}}}], \\ f_1(1-f_2) &\rightarrow \frac{1}{2}[f_1^{\hat{\text{P}}}(1-f_2) + f_1(1-f_2^{\hat{\text{P}}})], \end{aligned}$$

where the superscripts $\hat{\text{P}}$ and $\hat{\text{F}}$ denote the pass/fail status of the tag. The ambiguity in the choice of the tag is solved by taking both choices and averaging them. All the conditional ($\epsilon_i^{\hat{\text{P}},\hat{\text{F}}}$, $f_i^{\hat{\text{P}},\hat{\text{F}}}$) probabilities are derived from collision data, as discussed in Sec. V C.

The signal yield in the **TITI** sample can be computed as a sum of weights running over all events in the **TT** sample:

$$N_{\gamma\gamma}^{\text{TITI}} = \sum_{k \in \text{TT}} w^{(k)} \pm \sqrt{\sum_{k \in \text{TT}} [w^{(k)}]^2}, \quad (3)$$

where the weight $w^{(k)}$ for the k th event is

$$w^{(k)} = W_{\gamma\gamma}^{(k)} \epsilon_1^{(k)} \epsilon_2^{(k)}, \quad (4)$$

and the sum over k is carried out on the events in a given bin of the variable of interest ($m_{\gamma\gamma}$, $p_{T,\gamma\gamma}$, $\Delta\phi_{\gamma\gamma}$). The result is shown in Fig. 3, by the solid circles.

The main sources of systematic errors are (i) the definition of the NONTIGHT control sample: $+12\%$; -9% ; (ii) the normalization of the NONTIGHT sample: $+0$; -2% ; (iii) the statistics used to compute the E_T^{iso} distributions, and hence the precision of the matrix coefficients: $\pm 9\%$. Effects (i) and (ii) are estimated as explained in Sec. VA. Effect (iii) is quantified by increasing and decreasing the ϵ , f parameters by their statistical errors and recomputing the signal yield: the variations are then added in quadrature.

2. Two-dimensional fit

From all the di-photon events satisfying the TIGHT selection (sample **TT**), the observed 2-dimensional distribution $F^{\text{obs}}(E_{T,1}^{\text{iso}}, E_{T,2}^{\text{iso}})$ of the isolation energies of the leading and subleading photons is built. Then, a linear combination of four unbinned probability density functions (PDFs), $F_{\gamma\gamma}$, $F_{\gamma j}$, $F_{j\gamma}$, F_{jj} , describing the 2-dimensional distributions of the four final states, is fit to the observed distribution. For the $\gamma\gamma$, γj , $j\gamma$ final states, the correlation between $E_{T,1}^{\text{iso}}$ and $E_{T,2}^{\text{iso}}$ is assumed to be negligible; therefore, the 2-dimensional PDFs are factorized into the leading and subleading photon PDFs. The leading and subleading photon PDFs F_{γ_1} , F_{γ_2} are obtained from the electron extrapolation, as described in Sec. VB. The background PDF F_{j_2} for γj events is obtained from the NONTIGHT sample on the subleading candidate, for events where the leading candidate satisfies the TIGHT selection. The background PDF F_{j_1} for $j\gamma$ events is obtained in a similar way. Both background PDFs are then smoothed with empirical parametric functions. The PDF for jj events cannot be factorized, due to the sizable correlation between the two candidates. Therefore, a 2-dimensional PDF is directly extracted from events where both candidates belong to the NONTIGHT sample, then smoothed.

The four yields in the **TT** sample come from an extended maximum likelihood fit of

$$\begin{aligned} N^{\text{TT}} F^{\text{obs}}(E_{T,1}^{\text{iso}}, E_{T,2}^{\text{iso}}) \\ = N_{\gamma\gamma}^{\text{TT}} F_{\gamma_1}(E_{T,1}^{\text{iso}}) F_{\gamma_2}(E_{T,2}^{\text{iso}}) + N_{\gamma j}^{\text{TT}} F_{\gamma_1}(E_{T,1}^{\text{iso}}) F_{j_2}(E_{T,2}^{\text{iso}}) \\ + N_{j\gamma}^{\text{TT}} F_{j_1}(E_{T,1}^{\text{iso}}) F_{\gamma_2}(E_{T,2}^{\text{iso}}) + N_{jj}^{\text{TT}} F_{jj}(E_{T,1}^{\text{iso}}, E_{T,2}^{\text{iso}}). \end{aligned}$$

Figure 4 shows the fit result for the full **TT** data set.

The yields in the **TITI** sample are evaluated by multiplying $N_{\gamma\gamma}^{\text{TT}}$ by the integral of the 2-dimensional signal PDF in the region defined by $E_{T,1}^{\text{iso}} < 3$ GeV and $E_{T,2}^{\text{iso}} < 3$ GeV. The procedure is applied to the events belonging to each

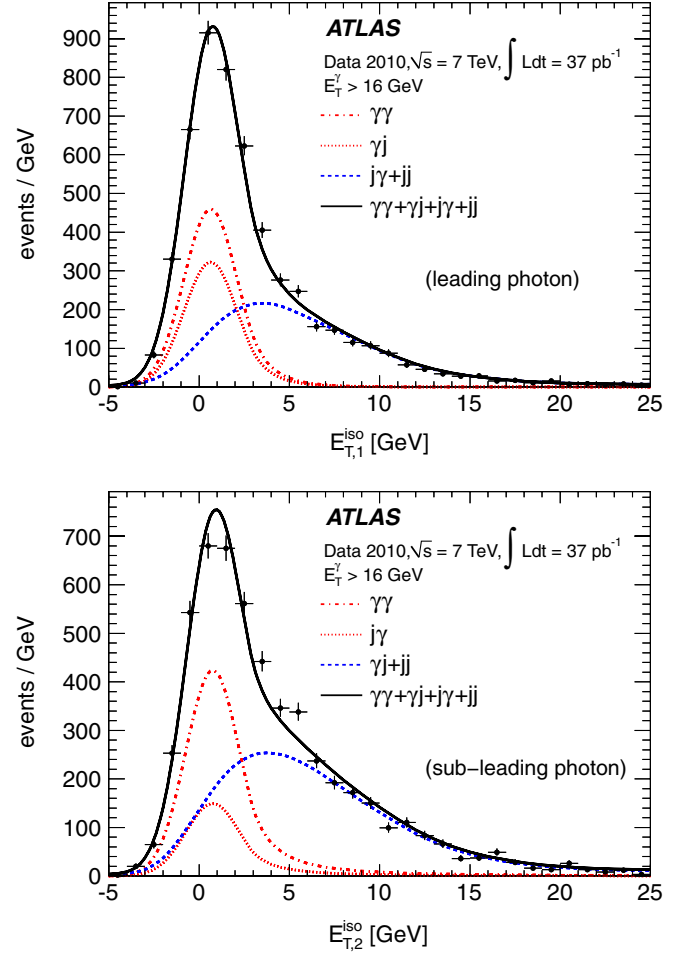


FIG. 4 (color online). Projections of the 2-dimensional PDF fit on transverse isolation energies of the two photon candidates: leading photon (top) and subleading photon (bottom). Solid circles represent the observed data. The continuous curve is the fit result, while the dashed-dotted curve shows the $\gamma\gamma$ component. The dashed line represents the background component of the leading and subleading photon sample, respectively.

bin of the observables $m_{\gamma\gamma}$, $p_{T,\gamma\gamma}$, $\Delta\phi_{\gamma\gamma}$. The result is displayed in Fig. 3, by the open triangles.

The main sources of systematic uncertainties are (i) definition of the NONTIGHT control sample: $+13\%$; -0% ; (ii) signal composition: $\pm 8\%$; (iii) effect of material knowledge on signal: $+1.6\%$; 0% ; (iv) signal PDF parameters: $\pm 0.7\%$; (v) jet PDF parameters: $\pm 1.2\%$; (vi) di-jet PDF parameters: $\pm 1\%$; (vii) signal contamination in the NONTIGHT sample: $+1.2\%$; 0% . Effect (i) is estimated by changing the number of released strips cuts, as explained in Sec. VA. Effect (ii) has been estimated by artificially setting the fraction of fragmentation photons to 0% or to 100%. Effect (iii) has been quantified by repeating the $e \rightarrow \gamma$ extrapolation based on Monte Carlo samples with a distorted geometry. Effects (iv, v) have been estimated by randomly varying the parameters of the smoothing functions, within their covariance ellipsoid, and repeating the

2-dimensional fit. Effect (vi) has been estimated by randomly extracting a set of $(E_{T,1}^{\text{iso}}, E_{T,2}^{\text{iso}})$ pairs, comparable to the experimental statistics, from the smoothed F_{jj} PDF, then resmoothing the obtained distribution and repeating the 2-dimensional fit. Effect (vii) has been estimated by taking the signal contamination from simulation—neglected when computing the central value.

3. Isolation vs identification sideband counting (2D sidebands)

This method has been used in ATLAS in the inclusive photon cross-section measurement [10] and in the background decomposition in the search for the Higgs boson decaying into two photons [19].

The base di-photon sample must fulfil the selection with the strips cuts released, defined by the union of TIGHT and NONTIGHT samples and here referred to as LOOSE' (L'). The leading photons in the L'/L' sample are divided into four categories A, B, C, D , depending on whether they satisfy the TIGHT selection and/or the isolation requirement—see Fig. 5 (top). The signal region, defined by TIGHT and isolated photons (**TI**), contains N_A candidates, whereas the three control regions contain N_B, N_C, N_D candidates. Under the hypothesis that regions B, C, D are largely dominated by background, and that the isolation energy of the background has little dependence on the TIGHT selection (as discussed in Sec. VA), the number of genuine leading photons N_A^{sig} in region A, coming from $\gamma\gamma$ and γj final states, can be computed [10] by solving the equation

$$N_A^{\text{sig}} = N_A - \left[(N_B - c_1 N_A^{\text{sig}}) \frac{N_C - c_2 N_A^{\text{sig}}}{N_D - c_1 c_2 N_A^{\text{sig}}} \right] R^{\text{bkg}}. \quad (5)$$

Here, c_1 and c_2 are the signal fractions failing, respectively, the isolation requirement and the TIGHT selection. The former is computed from the isolation distributions, as extracted in Sec. VA; the latter is evaluated from Monte Carlo simulation, after applying the corrections to adapt it to the experimental shower shapes distributions [10]. The parameter $R^{\text{bkg}} = \frac{N_A^{\text{bkg}} N_D^{\text{bkg}}}{N_C^{\text{bkg}} N_B^{\text{bkg}}}$ measures the degree of correlation between the isolation energy and the photon selection in the background: it is set to 1 to compute the central values, then varied according to the “di-jet-like” Monte Carlo prediction for systematic studies.

When the leading candidate is in the **TI** region, the subleading one is tested, and four categories A', B', C', D' are defined, as in the case of the leading candidate—see Fig. 5 (bottom). The number of genuine subleading photons $N_A'^{\text{sig}}$, due to $\gamma\gamma$ and $j\gamma$ final states, is computed by solving an equation analogous to (5).

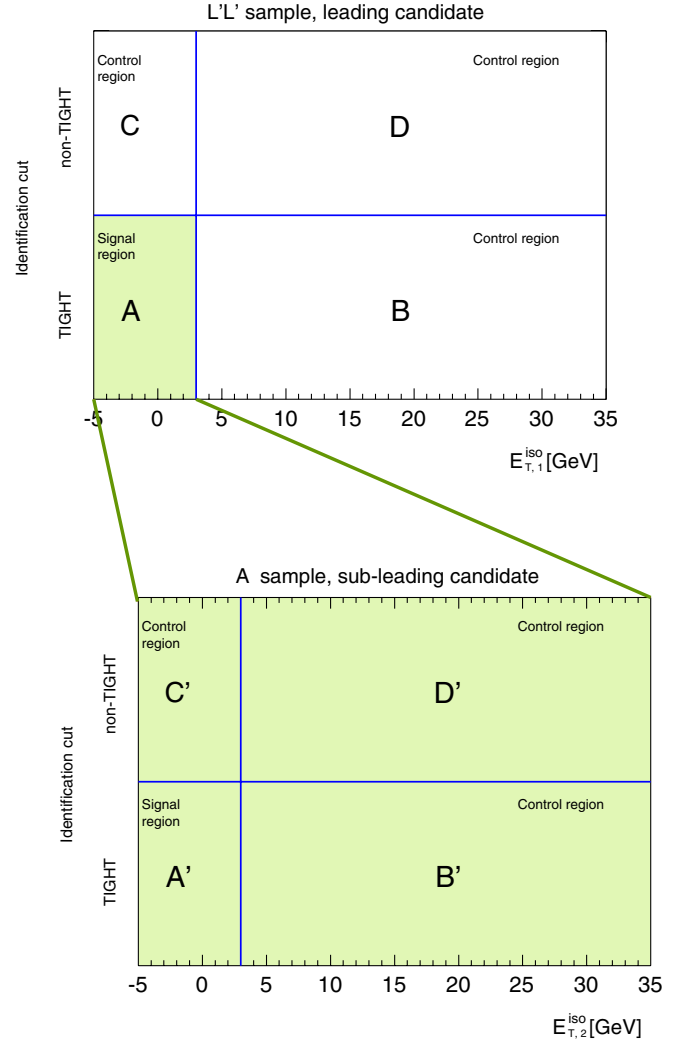


FIG. 5 (color online). Schematic representation of the two-dimensional sideband method. The top plane displays the isolation (x axis) and TIGHT identification (y axis) criteria for the classification of the leading photon candidate. When the leading photon belongs to region A, the same classification is applied to the subleading photon, as described by the bottom plane.

N_A^{sig} and $N_A'^{\text{sig}}$ are related to the yields by

$$N_A^{\text{sig}} = \frac{N_{\gamma\gamma}^{\text{TITI}}}{\epsilon'} + \frac{N_{j\gamma}^{\text{TITI}}}{f'}, \quad N_A'^{\text{sig}} = N_{\gamma\gamma}^{\text{TITI}} + N_{j\gamma}^{\text{TITI}},$$

where $\epsilon' = \frac{1}{(1+c'_1)(1+c'_2)}$ is the probability that a subleading photon satisfies the TIGHT selection and isolation requirement, while f' is the analogous probability for a jet faking a subleading photon. The di-photon yield is therefore computed as

$$N_{\gamma\gamma}^{\text{TITI}} = \frac{\epsilon'(\alpha f' N_A^{\text{sig}} + (\alpha - 1) N_A'^{\text{sig}})}{(\alpha - 1)\epsilon' + \alpha f'}, \quad (6)$$

and f^l can be computed from the observed quantities to be $f^l = \frac{N'_A - N_A^{\text{sig}}}{N_A - N_A^{\text{sig}}/\epsilon^l}$. The parameter α is defined as the fraction of photon-jet events in which the jet fakes the leading photon, $\alpha = \frac{N_{j\gamma}^{\text{TITI}}}{N_{j\gamma}^{\text{TITI}} + N_{j\gamma}^{\text{TITI}}}$, whose value is taken from the PYTHIA photon-jet simulation.

The counts $N_A, N_B, N_C, N_D, N'_A, N'_B, N'_C, N'_D$, and hence the yield, can be computed for all events entering a given bin of $m_{\gamma\gamma}, p_{T,\gamma\gamma}, \Delta\phi_{\gamma\gamma}$. The result is displayed in Fig. 3, by the open squares.

The main source of systematic error is the definition of the NONTIGHT sample: it induces an error of $^{+7\%}_{-10\%}$. The other effects come from the uncertainties of the parameters entering Eq. (6). The main effects come from: (i) variation of c'_1 : $\pm 4\%$; (ii) variation of α : $\pm 3\%$; (iii) variations of $R^{\text{bkg}}, R'^{\text{bkg}}$: $^{+0\%}_{-1.5\%}$. The variations of c_1, c_2, c'_2 have negligible impact.

B. Electron background

Background from isolated electrons contaminates mostly the selected converted photon sample. The contamination in the di-photon analysis comes from several physical channels: (i) e^+e^- final states from Drell-Yan processes, $Z \rightarrow e^+e^-$ decay, $W^+W^- \rightarrow e^+e^- \nu\bar{\nu}$; (ii) γe^\pm final states from di-boson production, e.g. $\gamma W^\pm \rightarrow \gamma e^\pm \nu$, $\gamma Z \rightarrow \gamma e^+e^-$. The effect of the $Z \rightarrow e^+e^-$ contamination is visible in Fig. 3 in the mass bin $80 < m_{\gamma\gamma} < 100$ GeV.

Rather than quantifying each physical process separately, a global approach is chosen. The events reconstructed with $\gamma\gamma, \gamma e$, and ee final states are counted, thus obtaining counts $N_{\gamma\gamma}, N_{\gamma e}$, and N_{ee} . Only photons and electrons satisfying a TIGHT selection and the calorimetric isolation $E_T^{\text{iso}} < 3$ GeV are considered, and electrons are counted only if they are not reconstructed at the same time as photons. Such counts are related to the actual underlying yields $N_{\gamma\gamma}^{\text{true}}, N_{\gamma e}^{\text{true}}, N_{ee}^{\text{true}}$, defined as the number of reconstructed final states where both particles are correctly classified. Introducing the ratio $f_{e\rightarrow\gamma} = \frac{N_{e\rightarrow\gamma}}{N_{e\rightarrow e}}$ between genuine electrons that are wrongly and correctly classified, and likewise $f_{\gamma\rightarrow e} = \frac{N_{\gamma\rightarrow e}}{N_{\gamma\rightarrow\gamma}}$ for genuine photons, the relationship between the N and N^{true} quantities is described by the following linear system:

$$\begin{pmatrix} N_{\gamma\gamma} \\ N_{\gamma e} \\ N_{ee} \end{pmatrix} = \begin{pmatrix} 1 & f_{e\rightarrow\gamma} & (f_{e\rightarrow\gamma})^2 \\ 2f_{\gamma\rightarrow e} & (1 + f_{e\rightarrow\gamma}f_{\gamma\rightarrow e}) & 2f_{e\rightarrow\gamma} \\ (f_{\gamma\rightarrow e})^2 & f_{\gamma\rightarrow e} & 1 \end{pmatrix} \times \begin{pmatrix} N_{\gamma\gamma}^{\text{true}} \\ N_{\gamma e}^{\text{true}} \\ N_{ee}^{\text{true}} \end{pmatrix} \quad (7)$$

which can be solved for the unknown $N_{\gamma\gamma}^{\text{true}}$.

The value of $f_{e\rightarrow\gamma}$ is extracted from collision data, as $f_{e\rightarrow\gamma} = \frac{N_{\gamma e}}{2N_{ee}}$, from events with an invariant mass within ± 5 GeV of the Z mass. The continuum background is removed using symmetric sidebands. The result is $f_{e\rightarrow\gamma} = 0.112 \pm 0.005(\text{stat}) \pm 0.003(\text{syst})$, where the systematic error comes from variations of the mass window and of the sidebands. This method has been tested on “di-jet-like” and $Z \rightarrow e^+e^-$ Monte Carlo samples and shown to be unbiased. The value of $f_{\gamma\rightarrow e}$ is taken from the “di-jet-like” Monte Carlo: $f_{\gamma\rightarrow e} = 0.0077$. To account for imperfect modelling, this value has also been set to 0, or to 3 times the nominal value, and the resulting variations are considered as a source of systematic error.

The electron contamination is estimated for each bin of $m_{\gamma\gamma}, p_{T,\gamma\gamma}$, and $\Delta\phi_{\gamma\gamma}$, and subtracted from the di-photon yield. The result, as a function of $m_{\gamma\gamma}$, is shown in Fig. 6. The fractional contamination as a function of $p_{T,\gamma\gamma}$ and $\Delta\phi_{\gamma\gamma}$ is rather flat, amounting to $\sim 5\%$.

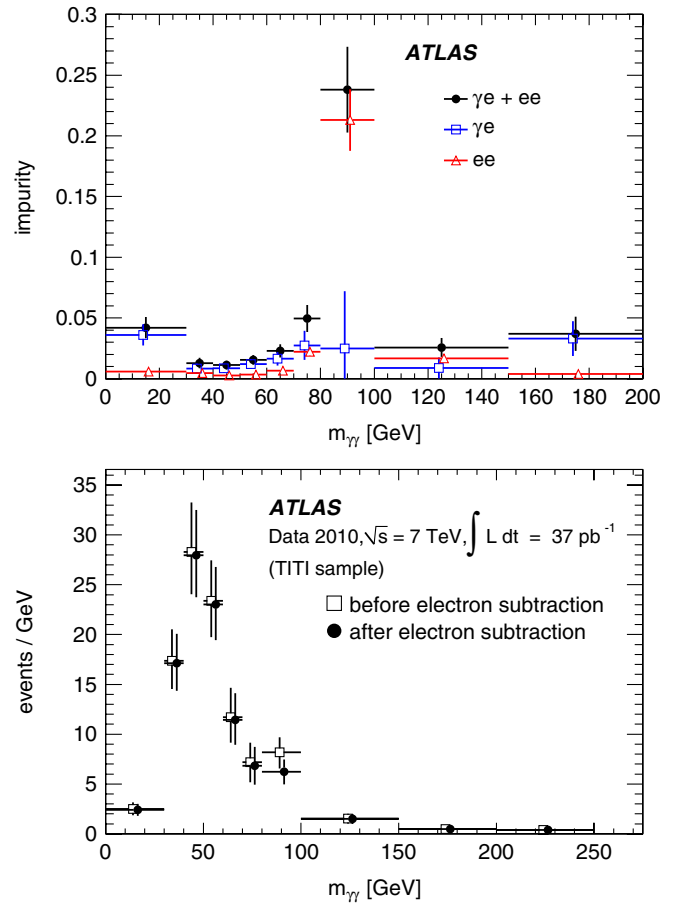


FIG. 6 (color online). Electron background subtraction as a function of $m_{\gamma\gamma}$. The top plot displays the impurity, overall and for the γe and ee separately. The bottom plot shows the di-photon yield before (open squares) and after (solid circles) the electron background subtraction. The points are artificially shifted horizontally, to better display the different values.

VII. EFFICIENCIES AND UNFOLDING

The signal is defined as a di-photon final state, which must satisfy precise kinematic cuts (referred to as “fiducial acceptance”):

- (i) both photons must have a transverse momentum $p_T^\gamma > 16$ GeV and must be in the pseudorapidity acceptance $|\eta^\gamma| < 2.37$, with the exclusion of the region $1.37 < |\eta^\gamma| < 1.52$;
- (ii) the separation between the two photons must be $\Delta R_{\gamma\gamma} = \sqrt{(\eta_1^\gamma - \eta_2^\gamma)^2 + (\phi_1^\gamma - \phi_2^\gamma)^2} > 0.4$;
- (iii) both photons must be isolated, i.e. the transverse energy flow $E_T^{\text{iso(part)}}$ due to interacting particles in a cone of angular radius $R < 0.4$ must be $E_T^{\text{iso(part)}} < 4$ GeV.

These kinematic cuts define a phase space similar to the experimental selection described in Sec. III. In particular, the requirement on $E_T^{\text{iso(part)}}$ has been introduced to match approximately the experimental cut on E_T^{iso} . The value of $E_T^{\text{iso(part)}}$ is corrected for the ambient energy, similarly to what is done for E_T^{iso} . From studies on a PYTHIA di-photon Monte Carlo sample, there is a high correlation between the two variables, and $E_T^{\text{iso}} = 3$ GeV corresponds to $E_T^{\text{iso(part)}} \simeq 4$ GeV.

A significant number of di-photon events lying outside the fiducial acceptance pass the experimental selection because of resolution effects: these are referred to as “below threshold” (*BT*) events.

The background subtraction provides the di-photon signal yields for events passing all selections (**TITI**). Such yields are called N_i^{TITI} , where the index i flags the bins of the reconstructed observable X^{rec} under consideration (X being $m_{\gamma\gamma}$, $p_{T,\gamma\gamma}$, $\Delta\phi_{\gamma\gamma}$). The relationship between N_i^{TITI} and the true yields n_α (α being the bin index of the true value X^{true}) is:

$$N_i^{\text{TITI}} = \epsilon^{\text{trigger}} \epsilon_i^{\text{TT}} N_i^{\text{II}}, \quad (8)$$

$$N_i^{\text{II}}(1 - f_i^{\text{BT}}) = \sum_\alpha M_{i\alpha} \epsilon_\alpha^{\text{RA}} n_\alpha, \quad (9)$$

where N_i^{II} is the number of reconstructed isolated di-photon events in the i th bin, and

- (i) $\epsilon^{\text{trigger}}$ is the trigger efficiency, computed for events where both photons satisfy the TIGHT identification and the calorimetric isolation;
- (ii) ϵ_i^{TT} is the efficiency of the TIGHT identification, for events where both photons satisfy the calorimetric isolation;
- (iii) f_i^{BT} is the fraction of “below-threshold” events;
- (iv) $M_{i\alpha}$ is a “migration probability”, i.e. the probability that an event with X^{true} in bin- α is reconstructed with X^{rec} in bin- i ;

- (v) $\epsilon_\alpha^{\text{RA}}$ accounts for both the reconstruction efficiency and the acceptance of the experimental cuts (kinematics and calorimetric isolation).

A. Trigger efficiency

The trigger efficiency is computed from collision data, for events containing two reconstructed photons with transverse energy $E_T^\gamma > 16$ GeV, both satisfying the TIGHT identification and the calorimetric isolation requirement (**TITI**). The computation is done in three steps.

First, a level-1 e/γ trigger with an energy threshold of 5 GeV is studied: its efficiency, for reconstructed **TI** photons, is measured on an inclusive set of minimum-bias events: for $E_T^\gamma > 16$ GeV it is $\epsilon_0 = 100.0_{-0.1}^{+0.0}\%$ —therefore such a trigger does not bias the sample. Next, a high-level photon trigger with a 15 GeV threshold is studied, for reconstructed **TI** photons selected by the level-1 trigger: its efficiency is $\epsilon_1 = 99.1_{-0.4}^{+0.3}\%$ for $E_T^\gamma > 16$ GeV. Finally, di-photon **TITI** events with the subleading photon selected by a high-level photon trigger are used to compute the efficiency of the di-photon 15 GeV-threshold high-level trigger, obtaining $\epsilon_2 = 99.4_{-1.0}^{+0.5}\%$. The overall efficiency of the trigger is therefore $\epsilon^{\text{trigger}} = \epsilon_0 \epsilon_1 \epsilon_2 = (98.5_{-1.0}^{+0.6} \pm 1.0)\%$. The first uncertainty is statistical, the second is systematic and accounts for the contamination of photon-jet and di-jet events in the selected sample.

B. Identification efficiency

The photon TIGHT identification efficiency ϵ^{TI} , for photon candidates satisfying the isolation cut $E_T^{\text{iso}} < 3$ GeV, is computed as described in Ref [10], as a function of η^γ and E_T^γ . The efficiency is determined by applying the TIGHT selection to a Monte Carlo photon sample, where the shower shape variables have been shifted to better reproduce the observed distributions. The shift factors are obtained by comparing the shower shapes of photon candidates from a “di-jet-like” Monte Carlo sample to those observed in collision data. To enhance the photon component in the sample—otherwise overwhelmed by the jet background—only the photon candidates satisfying the TIGHT selection are considered. This procedure does not bias the bulk of the distribution under test appreciably, since the cuts have been tuned to reject only the tails of the photons’ distributions. However, to check the systematic effect due to the selection, the shift factors are also recomputed applying the LOOSE selection.

Compared to Ref [10], the photon identification cuts have been reoptimized to reduce the systematic errors, and converted and unconverted photons treated separately. The photon identification efficiency is η^γ dependent and increases with E_T^γ , ranging from $\sim 60\%$ for $16 < E_T^\gamma < 20$ GeV to $\geq 90\%$ for $E_T^\gamma > 100$ GeV. The overall systematic error is between 2% and 10%, the higher values being

applicable at lower E_T^γ and for converted photons. The main sources of systematic uncertainty are (i) the systematic error on the shift factors; (ii) the knowledge of the detector material; (iii) the failure to detect a conversion, therefore applying the wrong TIGHT identification.

Rather than computing an event-level identification efficiency for each bin of each observable, the photon efficiency can be naturally accommodated into the event weights described in Sec. VIA 1, by dividing the weight $w^{(k)}$ of Eq. (4) by the product of the two photon efficiencies:

$$N_i^{\text{II}} = \sum_{k \in \text{bin}-i} \frac{w^{(k)}}{[\epsilon^{\text{TII}}(\eta_1^\gamma, E_T^\gamma) \epsilon^{\text{TII}}(\eta_2^\gamma, E_T^\gamma)]^{(k)}}, \quad (10)$$

where the sum is extended over all events in the **TT** sample and in the i th bin. Here the identification efficiencies of the two photons are assumed to be uncorrelated—which is ensured by the separation cut $\Delta R > 0.4$, and by the binning in η^γ and E_T^γ .

The event efficiency, $\epsilon_i^{\text{TT}} = \frac{N_i^{\text{TTTT}}}{N_i^{\text{II}}}$, is essentially flat at $\sim 60\%$ in $\Delta\phi_{\gamma\gamma}$, and increases with $m_{\gamma\gamma}$ and $p_{T,\gamma\gamma}$, ranging from $\sim 55\%$ to $\sim 80\%$. Its total systematic error is $\sim 10\%$, rather uniform over the $m_{\gamma\gamma}$, $p_{T,\gamma\gamma}$, $\Delta\phi_{\gamma\gamma}$ ranges.

C. Reconstruction, acceptance, isolation, and unfolding

The efficiency ϵ_α^{RA} accounts for both the reconstruction efficiency and the acceptance of the experimental selection. It is computed for each bin of X^{true} , with Monte Carlo di-photon events generated with PYTHIA in the fiducial acceptance, as the fraction of events where both photons are reconstructed, pass the acceptance cuts and the calorimetric isolation. The value of ϵ_α^{RA} ranges between 50% and 60%. The two main sources of inefficiency are the local ECAL readout failures ($\sim -18\%$) and the calorimetric isolation ($\sim -20\%$).

The energy scale differences between Monte Carlo and collision data—calibrated on $Z \rightarrow e^+e^-$ events—are taken into account. The uncertainties on the energy scale and resolution are propagated as systematic errors through the evaluation: the former gives an effect between +3% and -1% on the signal rate, while the latter has negligible impact.

In Monte Carlo, the calorimetric isolation energy, E_T^{iso} , needs to be corrected to match that observed in collision data. The correction is optimized on TIGHT photons, for which the background contamination can be removed (see Sec. VA), then it is applied to all photons in the Monte Carlo sample. The E_T^{iso} difference observed between Monte Carlo simulation and collision data may be entirely due to inaccurate GEANT4/detector modeling, or it can also be a consequence of the physical model in the generator (e.g. kinematics, fragmentation, hadronization). From the comparison between collision data and simulation, the two effects cannot be disentangled. To compute the central values of the results, the difference between simulation

and collision data is assumed to be entirely due to the detector simulation. As a cross-check, the opposite case is assumed: that the difference is entirely due to the generator model. In this case, the particle-level isolation $E_T^{\text{iso(part)}}$ should also be corrected, using the $E_T^{\text{iso(part)}} \rightarrow E_T^{\text{iso}}$ relationship described by the detector simulation. This modifies the definition of fiducial acceptance, and hence the values of ϵ_α^{RA} , resulting in a cross-section variation of $\sim -7\%$, which is handled as an asymmetric systematic uncertainty.

The fraction of events “below threshold,” f_i^{BT} , is computed from the same PYTHIA signal Monte Carlo sample,

TABLE I. Binned differential cross sections $d\sigma/dm_{\gamma\gamma}$, $d\sigma/dp_{T,\gamma\gamma}$, $d\sigma/d\Delta\phi_{\gamma\gamma}$ for di-photon production. For each bin, the differential cross section is quoted with its statistical and systematic uncertainties (symmetric and asymmetric, respectively). Values quoted as 0.000 are actually less than 0.0005 in absolute value.

$m_{\gamma\gamma}$ [GeV]	$d\sigma/dm_{\gamma\gamma}$ [pb/GeV]	
0–30	0.20 ± 0.05	+0.05 -0.03
30–40	1.8 ± 0.3	+0.4 -0.3
40–50	2.3 ± 0.3	+0.6 -0.4
50–60	1.83 ± 0.24	+0.36 -0.28
60–70	0.74 ± 0.17	+0.19 -0.13
70–80	0.45 ± 0.15	+0.11 -0.09
80–100	0.40 ± 0.06	+0.08 -0.08
100–150	0.079 ± 0.022	+0.025 -0.025
150–200	0.026 ± 0.009	+0.006 -0.004
$p_{T,\gamma\gamma}$ [GeV]	$d\sigma/dp_{T,\gamma\gamma}$ [pb/GeV]	
0–10	4.5 ± 0.4	+0.9 -0.6
10–20	2.2 ± 0.3	+0.5 -0.4
20–30	0.94 ± 0.22	+0.28 -0.24
30–40	0.62 ± 0.16	+0.21 -0.14
40–50	0.26 ± 0.10	+0.10 -0.09
50–60	0.36 ± 0.09	+0.09 -0.05
60–80	0.06 ± 0.03	+0.03 -0.03
80–100	0.048 ± 0.019	+0.009 -0.010
100–150	0.003 ± 0.004	+0.003 -0.002
150–200	0.000 ± 0.002	+0.000 -0.000
$\Delta\phi_{\gamma\gamma}$ [rad]	$d\sigma/d\Delta\phi_{\gamma\gamma}$ [pb/rad]	
0.00–1.00	4.9 ± 1.1	+1.5 -1.1
1.00–2.00	8.9 ± 1.8	+2.5 -1.9
2.00–2.50	24 ± 4	+6 -4
2.50–2.80	56 ± 8	+12 -9
2.80–3.00	121 ± 13	+24 -17
3.00–3.14	173 ± 16	+36 -29

for each bin of X^{rec} . Its value is maximum ($\sim 12\%$) for $m_{\gamma\gamma}$ about twice the E_T cut, and decreases to values $<5\%$ for $m_{\gamma\gamma} > 50$ GeV.

The ‘‘migration matrix,’’ $M_{i\alpha}$, is filled with PYTHIA Monte Carlo di-photon events in the fiducial acceptance, that are reconstructed, pass the acceptance cuts and the calorimetric isolation. The inversion of this matrix is

performed with an unfolding technique, based on Bayesian iterations [20]. The systematic uncertainties of the procedure have been estimated with a large number of toy data sets and found to be negligible. The result has also been tested to be independent of the initial (‘‘prior’’) distributions. Moreover, it has been checked that a simpler bin-by-bin unfolding yields compatible results.

TABLE II. Breakdown of the total cross-section systematic uncertainty, for each bin of $m_{\gamma\gamma}$, $p_{T,\gamma\gamma}$, and $\Delta\phi_{\gamma\gamma}$. The meaning of each column is as follows: ‘‘ $\tilde{\mathbf{T}}$ ’’ is the definition of the NONTIGHT control sample; ‘‘ $\tilde{\mathbf{I}}$ ’’ is the choice of the E_T^{iso} region used to normalize the NONTIGHT sample; ‘‘Matrix’’ refers to the statistical uncertainty of the matrix coefficients used by the event weighting; ‘‘ $e \rightarrow \gamma$ ’’ is the total systematic coming from the electron fake rate; ‘‘ID’’ is the overall uncertainty coming from the method used to derive the identification efficiency; ‘‘Material’’ is the effect of introducing a detector description with distorted material distribution; ‘‘Generator’’ shows the variation due to the usage of a different generator (SHERPA instead of PYTHIA); ‘‘ σ_E ’’ and ‘‘ E -scale’’ are due to uncertainties on energy resolution and scale; ‘‘ $E_T^{\text{iso(part)}}$ ’’ is the effect of smearing the particle-level isolation $E_T^{\text{iso(part)}}$; ‘‘ $\int Ldt$ ’’ is the effect due to the total luminosity uncertainty. Values quoted as 0.000 are actually less than 0.0005 in absolute value.

$m_{\gamma\gamma}$ [GeV]	$\tilde{\mathbf{T}}$	$\tilde{\mathbf{I}}$	Matrix	$e \rightarrow \gamma$	ID	Material	Generator	σ_E	E -scale	$E_T^{\text{iso(part)}}$	$\int Ldt$
0–30	+0.03 -0.01	+0.000 -0.005	+0.021 -0.022	+0.002 -0.002	+0.020 -0.017	+0.021 -0.000	+0.03 -0.00	+0.001 -0.000	+0.006 -0.002	+0.000 -0.010	+0.007 -0.007
30–40	+0.17 -0.09	+0.00 -0.05	+0.13 -0.13	+0.008 -0.008	+0.22 -0.18	+0.3 -0.0	+0.014 -0.000	+0.003 -0.000	+0.04 -0.03	+0.00 -0.09	+0.06 -0.06
40–50	+0.3 -0.1	+0.00 -0.06	+0.19 -0.19	+0.008 -0.008	+0.24 -0.20	+0.3 -0.0	+0.11 -0.00	+0.024 -0.000	+0.09 -0.03	+0.00 -0.17	+0.08 -0.08
50–60	+0.20 -0.13	+0.00 -0.04	+0.14 -0.14	+0.007 -0.007	+0.15 -0.13	+0.19 -0.00	+0.05 -0.00	+0.003 -0.000	+0.06 -0.03	+0.00 -0.13	+0.06 -0.06
60–70	+0.14 -0.06	+0.001 -0.016	+0.09 -0.09	+0.004 -0.004	+0.05 -0.04	+0.07 -0.00	+0.04 -0.00	+0.007 -0.000	+0.03 -0.02	+0.00 -0.05	+0.03 -0.03
70–80	+0.06 -0.06	+0.000 -0.007	+0.05 -0.06	+0.003 -0.003	+0.03 -0.03	+0.07 -0.00	+0.03 -0.00	+0.002 -0.001	+0.009 -0.002	+0.00 -0.03	+0.015 -0.015
80–100	+0.04 -0.05	+0.000 -0.005	+0.04 -0.04	+0.019 -0.019	+0.03 -0.02	+0.04 -0.00	+0.012 -0.000	+0.004 -0.000	+0.013 -0.003	+0.00 -0.03	+0.013 -0.013
100–150	+0.019 -0.016	+0.001 -0.001	+0.015 -0.018	+0.001 -0.001	+0.004 -0.003	+0.002 -0.001	+0.004 -0.000	+0.000 -0.001	+0.002 -0.003	+0.000 -0.005	+0.003 -0.003
150–200	+0.002 -0.002	+0.000 -0.000	+0.003 -0.003	+0.000 -0.000	+0.002 -0.001	+0.004 -0.000	+0.001 -0.000	+0.000 -0.000	+0.001 -0.000	+0.000 -0.002	+0.001 -0.001
$p_{T,\gamma\gamma}$ [GeV]	$\tilde{\mathbf{T}}$	$\tilde{\mathbf{I}}$	matrix	$e \rightarrow \gamma$	ID	material	generator	σ_E	E -scale	$E_T^{\text{iso(part)}}$	$\int Ldt$
0–10	+0.3 -0.2	+0.00 -0.09	+0.3 -0.3	+0.03 -0.03	+0.4 -0.4	+0.6 -0.0	+0.10 -0.00	+0.03 -0.00	+0.12 -0.05	+0.0 -0.3	+0.15 -0.15
10–20	+0.3 -0.2	+0.00 -0.05	+0.21 -0.22	+0.015 -0.015	+0.20 -0.17	+0.21 -0.00	+0.11 -0.00	+0.001 -0.001	+0.06 -0.03	+0.00 -0.15	+0.08 -0.08
20–30	+0.21 -0.16	+0.000 -0.025	+0.13 -0.14	+0.008 -0.008	+0.07 -0.06	+0.10 -0.00	+0.022 -0.000	+0.010 -0.000	+0.03 -0.02	+0.00 -0.08	+0.03 -0.03
30–40	+0.13 -0.08	+0.000 -0.012	+0.09 -0.10	+0.006 -0.006	+0.06 -0.05	+0.11 -0.00	+0.08 -0.00	+0.007 -0.000	+0.015 -0.009	+0.00 -0.03	+0.021 -0.021
40–50	+0.08 -0.06	+0.000 -0.007	+0.05 -0.06	+0.004 -0.004	+0.018 -0.017	+0.03 -0.00	+0.005 -0.000	+0.000 -0.012	+0.00 -0.03	+0.000 -0.015	+0.009 -0.009
50–60	+0.03 -0.03	+0.000 -0.007	+0.02 -0.03	+0.006 -0.006	+0.03 -0.02	+0.04 -0.00	+0.04 -0.00	+0.013 -0.000	+0.05 -0.01	+0.000 -0.023	+0.012 -0.012
60–80	+0.021 -0.023	+0.000 -0.001	+0.014 -0.016	+0.001 -0.001	+0.003 -0.003	+0.005 -0.000	+0.000 -0.004	+0.000 -0.001	+0.000 -0.002	+0.000 -0.004	+0.002 -0.002
80–100	+0.006 -0.000	+0.000 -0.001	+0.005 -0.005	+0.002 -0.002	+0.003 -0.002	+0.002 -0.006	+0.000 -0.005	+0.001 -0.000	+0.004 -0.001	+0.000 -0.004	+0.002 -0.002
100–150	+0.002 -0.001	+0.000 -0.000	+0.001 -0.002	+0.000 -0.000	+0.000 -0.000	+0.000 -0.000	+0.000 -0.001	+0.000 -0.000	+0.000 -0.000	+0.000 -0.000	+0.000 -0.000
150–200	+0.000 -0.000	+0.000 -0.000	+0.000 -0.000	+0.000 -0.000	+0.000 -0.000	+0.000 -0.000	+0.000 -0.000	+0.000 -0.000	+0.000 -0.000	+0.000 -0.000	+0.000 -0.000
$\Delta\phi_{\gamma\gamma}$ [rad]	$\tilde{\mathbf{T}}$	$\tilde{\mathbf{I}}$	matrix	$e \rightarrow \gamma$	ID	material	generator	σ_E	E -scale	$E_T^{\text{iso(part)}}$	$\int Ldt$
0.00–1.00	+1.1 -0.5	+0.00 -0.14	+0.8 -0.8	+0.05 -0.05	+0.4 -0.4	+0.4 -0.0	+0.3 -0.0	+0.000 -0.017	+0.14 -0.08	+0.0 -0.3	+0.17 -0.17
1.00–2.00	+1.6 -1.0	+0.0 -0.3	+1.2 -1.2	+0.07 -0.07	+0.8 -0.7	+1.0 -0.0	+0.5 -0.0	+0.023 -0.000	+0.23 -0.10	+0.0 -0.5	+0.3 -0.3
2.00–2.50	+3 -2	+0.0 -0.4	+2.2 -2.3	+0.17 -0.17	+2.2 -1.8	+3 -0	+1.5 -0.0	+0.10 -0.00	+0.6 -0.4	+0.0 -1.3	+0.8 -0.8
2.50–2.80	+6 -5	+0.0 -1.3	+5 -5	+0.4 -0.4	+5 -4	+6 -0	+3 -0.0	+0.3 -0.0	+1.8 -1.0	+0 -4	+1.9 -1.9
2.80–3.00	+11 -5	+0 -3	+9 -10	+0.9 -0.9	+11 -9	+14 -0	+2.3 -0.0	+0.7 -0.0	+4 -1	+0 -9	+4 -4
3.00–3.14	+19 -16	+0 -3	+14 -15	+1.5 -1.5	+16 -13	+18 -0	+9 -0	+0.6 -0.0	+4 -2	+0 -12	+6 -6

As the evaluation of ϵ_{α}^{RA} , f_i^{BT} , $M_{i\alpha}$ may strongly depend on the simulation modeling, two additional Monte Carlo samples have been used, the first with more material modeled in front of the calorimeter, and the second with a different generator (SHERPA): the differences on the computed signal rates are $\sim +10\%$ and $\lesssim +5\%$ respectively, and are treated as systematic errors.

VIII. CROSS-SECTION MEASUREMENT

The di-photon production cross section is evaluated from the corrected binned yields n_{α} , divided by the integrated luminosity $\int Ldt = (37.2 \pm 1.3) \text{ pb}^{-1}$ [8]. The results are presented as differential cross sections, as functions of the three observables $m_{\gamma\gamma}$, $p_{T,\gamma\gamma}$, $\Delta\phi_{\gamma\gamma}$, for a phase space defined by the fiducial acceptance cuts in Sec. VII. In Table I, the differential cross section is quoted for each bin, with its statistical and systematic uncertainty. In Table II, all the considered sources of systematic errors are listed separately.

The experimental measurement is compared with theoretical predictions from the DIPHOX [21] and ResBos [22] NLO generators in Figs. 7–9. The DIPHOX and ResBos evaluation has been carried out using the NLO fragmentation function [23] and the CTEQ6.6 parton density function

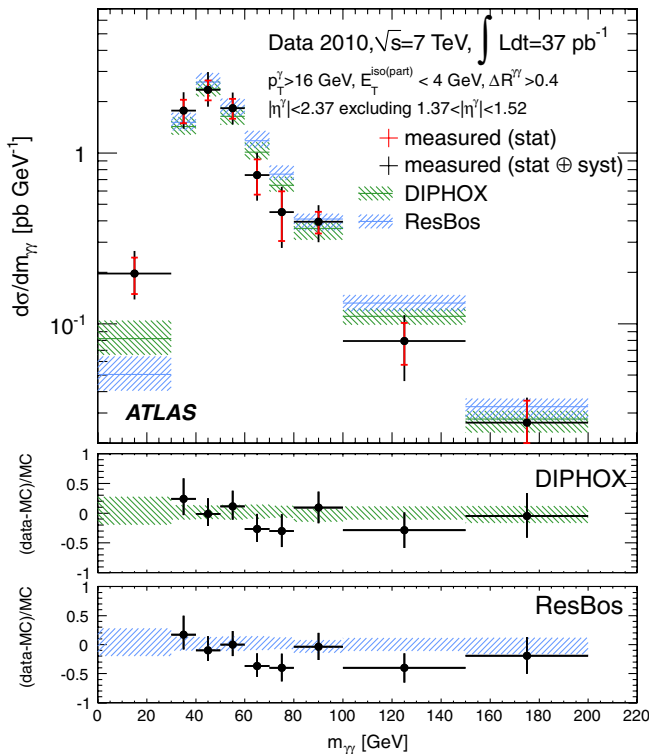


FIG. 7 (color online). Differential cross-section $d\sigma/dm_{\gamma\gamma}$ of di-photon production. The solid circles display the experimental values, the hatched bands display the NLO computations by DIPHOX and ResBos. The bottom panels show the relative difference between the measurements and the NLO predictions. The data/theory point in the bin $0 < m_{\gamma\gamma} < 30$ GeV lies above the frames.

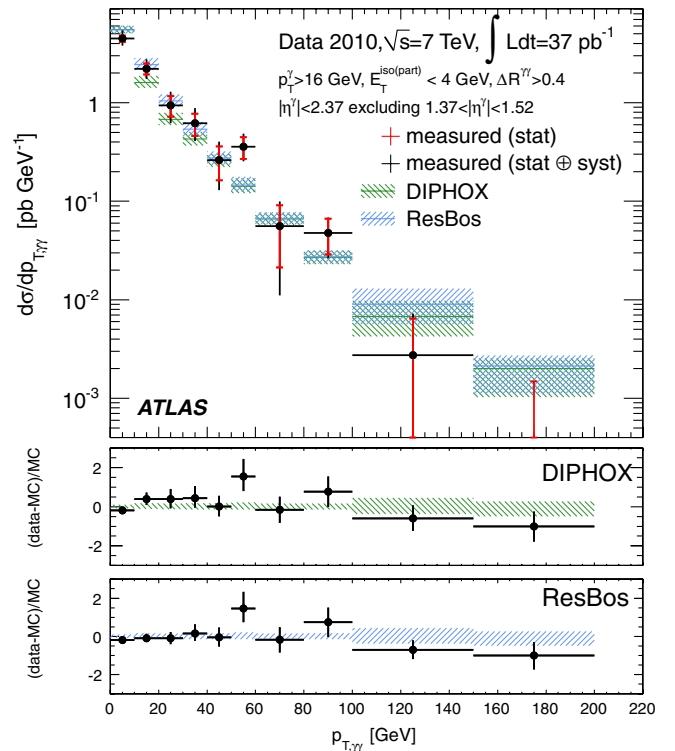


FIG. 8 (color online). Differential cross-section $d\sigma/dp_{T,\gamma\gamma}$ of di-photon production. The solid circles display the experimental values, the hatched bands display the NLO computations by DIPHOX and ResBos. The bottom panels show the relative difference between the measurements and the NLO predictions. The data point in the bin $150 < p_{T,\gamma\gamma} < 200$ GeV in the main panel lies below the frame.

(PDF) set [24]. The fragmentation, normalization and factorization scales are set equal to $m_{\gamma\gamma}$. The same fiducial acceptance cuts introduced in the signal definition (Sec. VII) are applied. Since neither generator models the hadronization, it is not possible to apply a requirement on $E_T^{\text{iso(part)}}$: the closest isolation variable available in such generators is the “partonic isolation,” which is therefore required to be less than 4 GeV. The computed cross section shows a weak dependence on the partonic isolation cut: moving it to 2 or 6 GeV produces variations within 5%, smaller than the theoretical systematic errors.

The theory uncertainty error bands come from scale and PDF uncertainties evaluated from DIPHOX: (i) variation of renormalization, fragmentation, and factorization scales: each is varied to $\frac{1}{2}m_{\gamma\gamma}$ and $2m_{\gamma\gamma}$, and the envelope of all variations is assumed as a systematic error; (ii) variation of the eigenvalues of the PDFs: each is varied by $\pm 1\sigma$, and positive/negative variations are summed in quadrature separately. As an alternative, the MSTW 2008 PDF set has been used: the difference with respect to CTEQ6.6 is an overall increase by $\sim 10\%$, which is covered by the CTEQ6.6 total systematic error.

The measured distribution of $d\sigma/d\Delta\phi_{\gamma\gamma}$ (Fig. 9) is clearly broader than the DIPHOX and ResBos predictions:

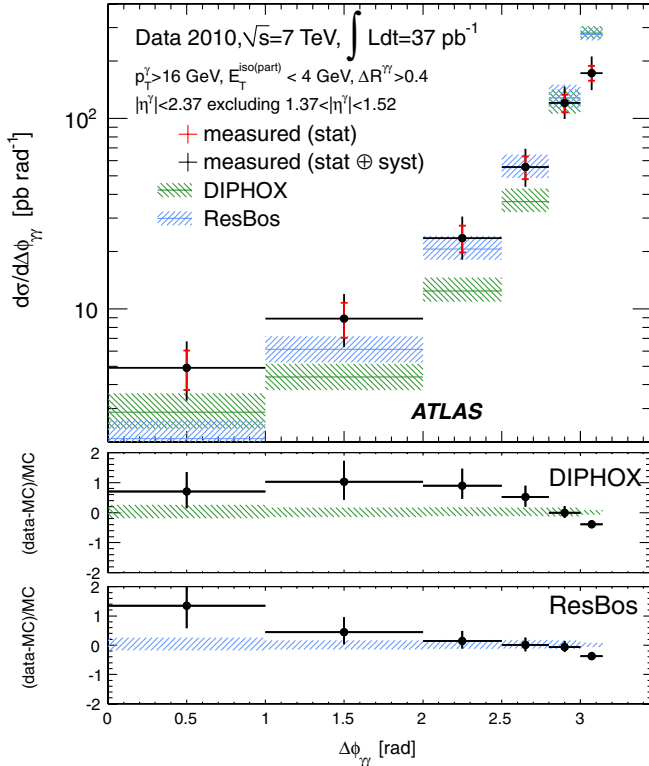


FIG. 9 (color online). Differential cross-section $d\sigma/d\Delta\phi_{\gamma\gamma}$ of di-photon production. The solid circles display the experimental values, the hatched bands display the NLO computations by DIPHOX and ResBos. The bottom panels show the relative difference between the measurements and the NLO predictions.

more photon pairs are seen in data at low $\Delta\phi_{\gamma\gamma}$ values, while the theoretical predictions favor a larger back-to-back production ($\Delta\phi_{\gamma\gamma} \approx \pi$). This result is qualitatively in agreement with previous measurements at the Tevatron [5,6]. The distribution of $d\sigma/dm_{\gamma\gamma}$ (Fig. 7) agrees within the assigned uncertainties with both the DIPHOX and ResBos predictions, apart from the region $m_{\gamma\gamma} < 2E_T^{\text{cut}}$ ($E_T^{\text{cut}} = 16$ GeV being the applied cut on the photon transverse momenta): as this region is populated by events with small $\Delta\phi_{\gamma\gamma}$, the poor quality of the predictions can be related to the discrepancy observed in the $\Delta\phi_{\gamma\gamma}$ distribution. The result for $d\sigma/dp_{T,\gamma\gamma}$ (Fig. 8) is in agreement with both DIPHOX and ResBos: the maximum deviation, about 2σ , is observed in the region $50 < p_{T,\gamma\gamma} < 60$ GeV.

IX. CONCLUSIONS

This paper describes the measurement of the production cross section of isolated di-photon final states in proton-proton collisions, at a center-of-mass energy $\sqrt{s} = 7$ TeV, with the ATLAS experiment. The full data sample collected in 2010, corresponding to an integrated luminosity of 37.2 ± 1.3 pb $^{-1}$, has been analyzed.

The selected sample consists of 2022 candidate events containing two reconstructed photons, with transverse

momenta $p_T > 16$ GeV and satisfying tight identification and isolation requirements. All the background sources have been investigated with data-driven techniques and subtracted. The main background source, due to hadronic jets in photon-jet and di-jet events, has been estimated with three computationally independent analyses, all based on shower shape variables and isolation, which give compatible results. The background due to isolated electrons from W and Z decays is estimated with collision data, from the proportions of observed ee , γe , and $\gamma\gamma$ final states, in the Z -mass region and elsewhere.

The result is presented in terms of differential cross sections as functions of three observables: the invariant mass $m_{\gamma\gamma}$, the total transverse momentum $p_{T,\gamma\gamma}$, and the azimuthal separation $\Delta\phi_{\gamma\gamma}$ of the photon pair. The experimental results are compared with NLO predictions obtained with DIPHOX and ResBos generators. The observed spectrum of $d\sigma/d\Delta\phi_{\gamma\gamma}$ is broader than the NLO predictions. The distribution of $d\sigma/dm_{\gamma\gamma}$ is in good agreement with both the DIPHOX and ResBos predictions, apart from the low mass region. The result for $d\sigma/dp_{T,\gamma\gamma}$ is generally well described by DIPHOX and ResBos.

ACKNOWLEDGMENTS

We thank CERN for the very successful operation of the LHC, as well as the support staff from our institutions without whom ATLAS could not be operated efficiently. We acknowledge the support of ANPCyT, Argentina; YerPhI, Armenia; ARC, Australia; BMWF, Austria; ANAS, Azerbaijan; SSTC, Belarus; CNPq and FAPESP, Brazil; NSERC, NRC, and CFI, Canada; CERN; CONICYT, Chile; CAS, MOST, and NSFC, China; COLCIENCIAS, Colombia; MSMT CR, MPO CR, and VSC CR, Czech Republic; DNRF, DNSRC, and Lundbeck Foundation, Denmark; ARTEMIS, European Union; IN2P3-CNRS, CEA-DSM/IRFU, France; GNAS, Georgia; BMBF, DFG, HGF, MPG, and AvH Foundation, Germany; GSRT, Greece; ISF, MINERVA, GIF, DIP, and Benoziyo Center, Israel; INFN, Italy; MEXT and JSPS, Japan; CNRST, Morocco; FOM and NWO, Netherlands; RCN, Norway; MNiSW, Poland; GRICES and FCT, Portugal; MERYS (MECTS), Romania; MES of Russia and ROSATOM, Russian Federation; JINR; MSTD, Serbia; MSSR, Slovakia; ARRS and MVZT, Slovenia; DST/NRF, South Africa; MICINN, Spain; SRC and Wallenberg Foundation, Sweden; SER, SNSF, and Cantons of Bern and Geneva, Switzerland; NSC, Taiwan; TAEK, Turkey; STFC, the Royal Society, and Leverhulme Trust, United Kingdom; DOE and NSF, USA. The crucial computing support from all WLCG partners is acknowledged gratefully, in particular, from CERN and the ATLAS Tier-1 facilities at TRIUMF (Canada), NDGF (Denmark, Norway, Sweden), CC-IN2P3 (France), KIT/GridKA (Germany), INFN-CNAF (Italy), NL-T1 (Netherlands), PIC (Spain), ASGC (Taiwan), RAL (UK), and BNL (USA) and in the Tier-2 facilities worldwide.

- [1] C. Aurenche and C. Seez, in Proceedings of the Large Hadron Collider Workshop (1990) edited by G. Jarlskog and D. Rein, CERN 90-10/ECFA 90-133.
- [2] T. Appelquist, H. Cheng, and B. Dobrescu, *Phys. Rev. D* **64**, 035002 (2001).
- [3] G. Aad *et al.* (ATLAS Collaboration), *Phys. Rev. Lett.*, **106**, 121803 (2011).
- [4] L. Randall and R. Sundrum, *Phys. Rev. Lett.* **83**, 3370 (1999).
- [5] V. M. Abazov *et al.* (D0 Collaboration), *Phys. Lett. B* **690**, 108 (2010).
- [6] T. Aaltonen *et al.* (CDF Collaboration), *Phys. Rev. Lett.* **107**, 102003 (2011).
- [7] G. Aad *et al.* (ATLAS Collaboration), *JINST* **3**, S08003 (2008).
- [8] G. Aad *et al.* (ATLAS Collaboration), *Eur. Phys. J. C* **71**, 1630 (2011); ATLAS Collaboration, ATLAS-CONF-2011-011 (2011).
- [9] ATLAS Collaboration, ATLAS-PHYS-PUB-2011-007 (2011).
- [10] G. Aad *et al.* (ATLAS Collaboration), *Phys. Rev. D* **83**, 052005 (2011).
- [11] M. Cacciari, G. P. Salam, and S. Sapeta, *J. High Energy Phys.* **04** (2010) 065.
- [12] M. Cacciari, G. P. Salam, and G. Soyez, *J. High Energy Phys.* **04** (2008) 005.
- [13] T. Sjöstrand *et al.*, *Comput. Phys. Commun.*, **135**, 238 (2001).
- [14] S. Agostinelli *et al.* (GEANT4), *Nucl. Instrum. Methods Phys. Res., Sect. A* **506**, 250 (2003).
- [15] G. Aad *et al.* (ATLAS Collaboration), *Eur. Phys. J. C* **70**, 823 (2010).
- [16] T. Gleisberg *et al.*, *J. High Energy Phys.* **02** (2009) 007.
- [17] G. Aad *et al.* (ATLAS Collaboration), *J. High Energy Phys.* **12** (2010) 060.
- [18] M. J. Oreglia, Ph. D. thesis, Stanford University, 1980.
- [19] ATLAS Collaboration, Report no. ATLAS-CONF-2011-004 and ATLAS-CONF-2011-025, arXiv:1106.2748.
- [20] G. D'Agostini, *Nucl. Instrum. Methods Phys. Res., Sect. A* **362**, 487 (1995).
- [21] T. Binoth, J. Guillet, E. Pilon, and M. Werlen, *Eur. Phys. J. C* **16**, 311 (2000).
- [22] C. Balazs, E. L. Berger, P. M. Nadolsky, and C. P. Yuan, *Phys. Rev. D* **76**, 013009 (2007).
- [23] L. Bourhis, M. Fontannaz, J. P. Guillet, and M. Werlen, *Eur. Phys. J. C* **19**, 89 (2001).
- [24] J. Pumplin *et al.*, *J. High Energy Phys.* **07** (2002) 012.

G. Aad,⁴⁷ B. Abbott,¹¹⁰ J. Abdallah,¹¹ A. A. Abdelalim,⁴⁸ A. Abdesselam,¹¹⁷ O. Abdinov,¹⁰ B. Abi,¹¹¹ M. Abolins,⁸⁷ H. Abramowicz,¹⁵² H. Abreu,¹¹⁴ E. Acerbi,^{88a,88b} B. S. Acharya,^{163a,163b} D. L. Adams,²⁴ T. N. Addy,⁵⁵ J. Adelman,¹⁷⁴ M. Aderholz,⁹⁸ S. Adomeit,⁹⁷ P. Adragna,⁷⁴ T. Adye,¹²⁸ S. Aefsky,²² J. A. Aguilar-Saavedra,^{123b,b} M. Aharrouche,⁸⁰ S. P. Ahlen,²¹ F. Ahles,⁴⁷ A. Ahmad,¹⁴⁷ M. Ahsan,⁴⁰ G. Aielli,^{132a,132b} T. Akdogan,^{18a} T. P. A. Åkesson,⁷⁸ G. Akimoto,¹⁵⁴ A. V. Akimov,⁹³ A. Akiyama,⁶⁶ M. S. Alam,¹ M. A. Alam,⁷⁵ J. Albert,¹⁶⁸ S. Albrand,⁵⁴ M. Aleksa,²⁹ I. N. Aleksandrov,⁶⁴ F. Alessandria,^{88a} C. Alexa,^{25a} G. Alexander,¹⁵² G. Alexandre,⁴⁸ T. Alexopoulos,⁹ M. Alhroob,²⁰ M. Aliev,¹⁵ G. Alimonti,^{88a} J. Alison,¹¹⁹ M. Aliyev,¹⁰ P. P. Allport,⁷² S. E. Allwood-Spiers,⁵² J. Almond,⁸¹ A. Aloisio,^{101a,101b} R. Alon,¹⁷⁰ A. Alonso,⁷⁸ M. G. Alviggi,^{101a,101b} K. Amako,⁶⁵ P. Amaral,²⁹ C. Amelung,²² V. V. Ammosov,¹²⁷ A. Amorim,^{123a,c} G. Amorós,¹⁶⁶ N. Amram,¹⁵² C. Anastopoulos,²⁹ N. Andari,¹¹⁴ T. Andeen,³⁴ C. F. Anders,²⁰ K. J. Anderson,³⁰ A. Andreazza,^{88a,88b} V. Andrei,^{57a} M.-L. Andrieux,⁵⁴ X. S. Anduaga,⁶⁹ A. Angerami,³⁴ F. Anghinolfi,²⁹ N. Anjos,^{123a} A. Annovi,⁴⁶ A. Antonaki,⁸ M. Antonelli,⁴⁶ A. Antonov,⁹⁵ J. Antos,^{143b} F. Anulli,^{131a} S. Aoun,⁸² L. Aperio Bella,⁴ R. Apolle,^{117,d} G. Arabidze,⁸⁷ I. Aracena,¹⁴² Y. Arai,⁶⁵ A. T. H. Arce,⁴⁴ J. P. Archambault,²⁸ S. Arfaoui,^{29,e} J.-F. Arguin,¹⁴ E. Arik,^{18a,a} M. Arik,^{18a} A. J. Armbruster,⁸⁶ O. Arnaez,⁸⁰ C. Arnault,¹¹⁴ A. Artamonov,⁹⁴ G. Artoni,^{131a,131b} D. Arutinov,²⁰ S. Asai,¹⁵⁴ R. Asfandiyarov,¹⁷¹ S. Ask,²⁷ B. Åsman,^{145a,145b} L. Asquith,⁵ K. Assamagan,²⁴ A. Astbury,¹⁶⁸ A. Astvatsatourov,⁵¹ G. Atoian,¹⁷⁴ B. Aubert,⁴ B. Auerbach,¹⁷⁴ E. Auge,¹¹⁴ K. Augsten,¹²⁶ M. Aurousseau,^{144a} N. Austin,⁷² G. Avolio,¹⁶² R. Avramidou,⁹ D. Axen,¹⁶⁷ C. Ay,⁵³ G. Azuelos,^{92,f} Y. Azuma,¹⁵⁴ M. A. Baak,²⁹ G. Baccaglioni,^{88a} C. Bacci,^{133a,133b} A. M. Bach,¹⁴ H. Bachacou,¹³⁵ K. Bachas,²⁹ G. Bachy,²⁹ M. Backes,⁴⁸ M. Backhaus,²⁰ E. Badescu,^{25a} P. Bagnaia,^{131a,131b} S. Bahinipati,² Y. Bai,^{32a} D. C. Bailey,¹⁵⁷ T. Bain,¹⁵⁷ J. T. Baines,¹²⁸ O. K. Baker,¹⁷⁴ M. D. Baker,²⁴ S. Baker,⁷⁶ F. Baltasar Dos Santos Pedrosa,²⁹ E. Banas,³⁸ P. Banerjee,⁹² Sw. Banerjee,¹⁷¹ D. Banfi,²⁹ A. Bangert,¹³⁶ V. Bansal,¹⁶⁸ H. S. Bansil,¹⁷ L. Barak,¹⁷⁰ S. P. Baranov,⁹³ A. Barashkou,⁶⁴ A. Barbaro Galtieri,¹⁴ T. Barber,²⁷ E. L. Barberio,⁸⁵ D. Barberis,^{49a,49b} M. Barbero,²⁰ D. Y. Bardin,⁶⁴ T. Barillari,⁹⁸ M. Barisonzi,¹⁷³ T. Barklow,¹⁴² N. Barlow,²⁷ B. M. Barnett,¹²⁸ R. M. Barnett,¹⁴ A. Baroncelli,^{133a} G. Barone,⁴⁸ A. J. Barr,¹¹⁷ F. Barreiro,⁷⁹ J. Barreiro Guimarães da Costa,⁵⁶ P. Barrillon,¹¹⁴ R. Bartoldus,¹⁴² A. E. Barton,⁷⁰ D. Bartsch,²⁰ V. Bartsch,¹⁴⁸ R. L. Bates,⁵² L. Batkova,^{143a} J. R. Batley,²⁷ A. Battaglia,¹⁶ M. Battistin,²⁹ G. Battistoni,^{88a} F. Bauer,¹³⁵ H. S. Bawa,^{142,g} B. Beare,¹⁵⁷ T. Beau,⁷⁷ P. H. Beauchemin,¹¹⁷ R. Beccherle,^{49a} P. Bechtel,⁴¹ H. P. Beck,¹⁶ M. Beckingham,⁴⁷ K. H. Becks,¹⁷³ A. J. Beddall,^{18c} A. Beddall,^{18c} S. Bedikian,¹⁷⁴ V. A. Bednyakov,⁶⁴ C. P. Bee,⁸² M. Begel,²⁴ S. Behar Harpaz,¹⁵¹ P. K. Behera,⁶² M. Beimforde,⁹⁸ C. Belanger-Champagne,⁸⁴ P. J. Bell,⁴⁸

W. H. Bell,⁴⁸ G. Bella,¹⁵² L. Bellagamba,^{19a} F. Bellina,²⁹ M. Bellomo,^{118a} A. Belloni,⁵⁶ O. Beloborodova,¹⁰⁶
 K. Belotskiy,⁹⁵ O. Beltramello,²⁹ S. Ben Ami,¹⁵¹ O. Benary,¹⁵² D. Bencheekroun,^{134a} C. Benchouk,⁸² M. Bendel,⁸⁰
 B. H. Benedict,¹⁶² N. Benekos,¹⁶⁴ Y. Benhammou,¹⁵² D. P. Benjamin,⁴⁴ M. Benoit,¹¹⁴ J. R. Bensinger,²²
 K. Benslama,¹²⁹ S. Bentvelsen,¹⁰⁴ D. Berge,²⁹ E. Bergeas Kuutmann,⁴¹ N. Berger,⁴ F. Berghaus,¹⁶⁸ E. Berglund,⁴⁸
 J. Beringer,¹⁴ K. Bernardet,⁸² P. Bernat,⁷⁶ R. Bernhard,⁴⁷ C. Bernius,²⁴ T. Berry,⁷⁵ A. Bertin,^{19a,19b} F. Bertinelli,²⁹
 F. Bertolucci,^{121a,121b} M. I. Besana,^{88a,88b} N. Besson,¹³⁵ S. Bethke,⁹⁸ W. Bhimji,⁴⁵ R. M. Bianchi,²⁹ M. Bianco,^{71a,71b}
 O. Biebel,⁹⁷ S. P. Bieniek,⁷⁶ J. Biesiada,¹⁴ M. Biglietti,^{133a,133b} H. Bilokon,⁴⁶ M. Bindi,^{19a,19b} S. Binet,¹¹⁴
 A. Bingul,^{18c} C. Bini,^{131a,131b} C. Biscarat,¹⁷⁶ U. Bitenc,⁴⁷ K. M. Black,²¹ R. E. Blair,⁵ J.-B. Blanchard,¹¹⁴
 G. Blanchot,²⁹ T. Blazek,^{143a} C. Blocker,²² J. Blocki,³⁸ A. Blondel,⁴⁸ W. Blum,⁸⁰ U. Blumenschein,⁵³
 G. J. Bobbink,¹⁰⁴ V. B. Bobrovnikov,¹⁰⁶ S. S. Bocchetta,⁷⁸ A. Bocci,⁴⁴ C. R. Boddy,¹¹⁷ M. Boehler,⁴¹ J. Boek,¹⁷³
 N. Boelaert,³⁵ S. Böser,⁷⁶ J. A. Bogaerts,²⁹ A. Bogdanchikov,¹⁰⁶ A. Bogouch,^{89,a} C. Bohm,^{145a} V. Boisvert,⁷⁵
 T. Bold,^{162,h} V. Boldea,^{25a} N. M. Bolnet,¹³⁵ M. Bona,⁷⁴ V. G. Bondarenko,⁹⁵ M. Boonekamp,¹³⁵ G. Boorman,⁷⁵
 C. N. Booth,¹³⁸ S. Bordini,⁷⁷ C. Borer,¹⁶ A. Borisov,¹²⁷ G. Borissov,⁷⁰ I. Borjanovic,^{12a} S. Borroni,^{131a,131b}
 K. Bos,¹⁰⁴ D. Boscherini,^{19a} M. Bosman,¹¹ H. Boterenbrood,¹⁰⁴ D. Botterill,¹²⁸ J. Bouchami,⁹² J. Boudreau,¹²²
 E. V. Bouhova-Thacker,⁷⁰ C. Boulahouache,¹²² C. Bourdarios,¹¹⁴ N. Bousson,⁸² A. Boveia,³⁰ J. Boyd,²⁹
 I. R. Boyko,⁶⁴ N. I. Bozhko,¹²⁷ I. Bozovic-Jelisavcic,^{12b} J. Bracinik,¹⁷ A. Braem,²⁹ P. Branchini,^{133a}
 G. W. Brandenburg,⁵⁶ A. Brandt,⁷ G. Brandt,¹⁵ O. Brandt,⁵³ U. Bratzler,¹⁵⁵ B. Brau,⁸³ J. E. Brau,¹¹³ H. M. Braun,¹⁷³
 B. Brelrier,¹⁵⁷ J. Bremer,²⁹ R. Brenner,¹⁶⁵ S. Bressler,¹⁵¹ D. Breton,¹¹⁴ D. Britton,⁵² F. M. Brochu,²⁷ I. Brock,²⁰
 R. Brock,⁸⁷ T. J. Brodbeck,⁷⁰ E. Brodet,¹⁵² F. Broggi,^{88a} C. Bromberg,⁸⁷ G. Brooijmans,³⁴ W. K. Brooks,^{31b}
 G. Brown,⁸¹ H. Brown,⁷ P. A. Bruckman de Renstrom,³⁸ D. Bruncko,^{143b} R. Bruneliere,⁴⁷ S. Brunet,⁶⁰ A. Bruni,^{19a}
 G. Bruni,^{19a} M. Bruschi,^{19a} T. Buanes,¹³ Q. Buat,⁵⁴ F. Bucci,⁴⁸ J. Buchanan,¹¹⁷ N. J. Buchanan,² P. Buchholz,¹⁴⁰
 R. M. Buckingham,¹¹⁷ A. G. Buckley,⁴⁵ S. I. Buda,^{25a} I. A. Budagov,⁶⁴ B. Budick,¹⁰⁷ V. Büscher,⁸⁰ L. Bugge,¹¹⁶
 D. Buirra-Clark,¹¹⁷ O. Bulekov,⁹⁵ M. Bunse,⁴² T. Buran,¹¹⁶ H. Burckhart,²⁹ S. Burdin,⁷² T. Burgess,¹³ S. Burke,¹²⁸
 E. Busato,³³ P. Bussey,⁵² C. P. Buszello,¹⁶⁵ F. Butin,²⁹ B. Butler,¹⁴² J. M. Butler,²¹ C. M. Buttar,⁵²
 J. M. Butterworth,⁷⁶ W. Buttinger,²⁷ T. Byatt,⁷⁶ S. Cabrera Urbán,¹⁶⁶ D. Caforio,^{19a,19b} O. Cakir,^{3a} P. Calafiura,¹⁴
 G. Calderini,⁷⁷ P. Calfayan,⁹⁷ R. Calkins,¹⁰⁵ L. P. Caloba,^{23a} R. Caloi,^{131a,131b} D. Calvet,³³ S. Calvet,³³
 R. Camacho Toro,³³ P. Camarri,^{132a,132b} M. Cambiaghi,^{118a,118b} D. Cameron,¹¹⁶ S. Campana,²⁹ M. Campanelli,⁷⁶
 V. Canale,^{101a,101b} F. Canelli,³⁰ A. Canepa,^{158a} J. Cantero,⁷⁹ L. Capasso,^{101a,101b} M. D. M. Capeans Garrido,²⁹
 I. Caprini,^{25a} M. Caprini,^{25a} D. Capriotti,⁹⁸ M. Capua,^{36a,36b} R. Caputo,¹⁴⁷ C. Caramarcu,^{25a} R. Cardarelli,^{132a}
 T. Carli,²⁹ G. Carlino,^{101a} L. Carminati,^{88a,88b} B. Caron,^{158a} S. Caron,⁴⁷ G. D. Carrillo Montoya,¹⁷¹ A. A. Carter,⁷⁴
 J. R. Carter,²⁷ J. Carvalho,^{123a,i} D. Casadei,¹⁰⁷ M. P. Casado,¹¹ M. Cascella,^{121a,121b} C. Caso,^{49a,49b,a}
 A. M. Castaneda Hernandez,¹⁷¹ E. Castaneda-Miranda,¹⁷¹ V. Castillo Gimenez,¹⁶⁶ N. F. Castro,^{123a} G. Cataldi,^{71a}
 F. Cataneo,²⁹ A. Catinaccio,²⁹ J. R. Catmore,⁷⁰ A. Cattai,²⁹ G. Cattani,^{132a,132b} S. Caughron,⁸⁷ D. Cauz,^{163a,163c}
 P. Cavalleri,⁷⁷ D. Cavalli,^{88a} M. Cavalli-Sforza,¹¹ V. Cavasinni,^{121a,121b} F. Ceradini,^{133a,133b} A. S. Cerqueira,^{23a}
 A. Cerri,²⁹ L. Cerrito,⁷⁴ F. Cerutti,⁴⁶ S. A. Cetin,^{18b} F. Cevenini,^{101a,101b} A. Chafaq,^{134a} D. Chakraborty,¹⁰⁵ K. Chan,²
 B. Chapleau,⁸⁴ J. D. Chapman,²⁷ J. W. Chapman,⁸⁶ E. Chareyre,⁷⁷ D. G. Charlton,¹⁷ V. Chavda,⁸¹
 C. A. Chavez Barajas,²⁹ S. Cheatham,⁸⁴ S. Chekanov,⁵ S. V. Chekulaev,^{158a} G. A. Chelkov,⁶⁴ M. A. Chelstowska,¹⁰³
 C. Chen,⁶³ H. Chen,²⁴ S. Chen,^{32c} T. Chen,^{32c} X. Chen,¹⁷¹ S. Cheng,^{32a} A. Cheplakov,⁶⁴ V. F. Chepurinov,⁶⁴
 R. Cherkaoui El Moursli,^{134e} V. Chernyatin,²⁴ E. Cheu,⁶ S. L. Cheung,¹⁵⁷ L. Chevalier,¹³⁵ G. Chiefari,^{101a,101b}
 L. Chikovani,⁵⁰ J. T. Childers,^{57a} A. Chilingarov,⁷⁰ G. Chiodini,^{71a} M. V. Chizhov,⁶⁴ G. Choudalakis,³⁰
 S. Chouridou,¹³⁶ I. A. Christidi,⁷⁶ A. Christov,⁴⁷ D. Chromek-Burckhart,²⁹ M. L. Chu,¹⁵⁰ J. Chudoba,¹²⁴
 G. Ciapetti,^{131a,131b} K. Ciba,³⁷ A. K. Ciftci,^{3a} R. Ciftci,^{3a} D. Cinca,³³ V. Cindro,⁷³ M. D. Ciobotaru,¹⁶²
 C. Ciocca,^{19a,19b} A. Ciocio,¹⁴ M. Cirilli,⁸⁶ M. Ciubancan,^{25a} A. Clark,⁴⁸ P. J. Clark,⁴⁵ W. Cleland,¹²² J. C. Clemens,⁸²
 B. Clement,⁵⁴ C. Clement,^{145a,145b} R. W. Clift,¹²⁸ Y. Coadou,⁸² M. Cobal,^{163a,163c} A. Coccaro,^{49a,49b} J. Cochran,⁶³
 P. Coe,¹¹⁷ J. G. Cogan,¹⁴² J. Coggeshall,¹⁶⁴ E. Cogneras,¹⁷⁶ C. D. Cojocaru,²⁸ J. Colas,⁴ A. P. Colijn,¹⁰⁴ C. Collard,¹¹⁴
 N. J. Collins,¹⁷ C. Collins-Tooth,⁵² J. Collot,⁵⁴ G. Colon,⁸³ P. Conde Muiño,^{123a} E. Coniavitis,¹¹⁷ M. C. Conidi,¹¹
 M. Consonni,¹⁰³ V. Consorti,⁴⁷ S. Constantinescu,^{25a} C. Conta,^{118a,118b} F. Conventi,^{101a,j} J. Cook,²⁹ M. Cooke,¹⁴
 B. D. Cooper,⁷⁶ A. M. Cooper-Sarkar,¹¹⁷ N. J. Cooper-Smith,⁷⁵ K. Copic,³⁴ T. Cornelissen,^{49a,49b} M. Corradi,^{19a}
 F. Corriveau,^{84,k} A. Cortes-Gonzalez,¹⁶⁴ G. Cortiana,⁹⁸ G. Costa,^{88a} M. J. Costa,¹⁶⁶ D. Costanzo,¹³⁸ T. Costin,³⁰
 D. Côté,²⁹ R. Coura Torres,^{23a} L. Courneyea,¹⁶⁸ G. Cowan,⁷⁵ C. Cowden,²⁷ B. E. Cox,⁸¹ K. Cranmer,¹⁰⁷
 F. Crescioli,^{121a,121b} M. Cristinziani,²⁰ G. Crosetti,^{36a,36b} R. Crupi,^{71a,71b} S. Crépe-Renaudin,⁵⁴ C.-M. Cuciuc,^{25a}

- C. Cuenca Almenar,¹⁷⁴ T. Cuhadar Donszelmann,¹³⁸ S. Cuneo,^{49a,49b} M. Curatolo,⁴⁶ C. J. Curtis,¹⁷ P. Cwetanski,⁶⁰ H. Czirr,¹⁴⁰ Z. Czyczula,¹¹⁶ S. D'Auria,⁵² M. D'Onofrio,⁷² A. D'Orazio,^{131a,131b} P. V. M. Da Silva,^{23a} C. Da Via,⁸¹ W. Dabrowski,³⁷ T. Dai,⁸⁶ C. Dallapiccola,⁸³ M. Dam,³⁵ M. Dameri,^{49a,49b} D. S. Damiani,¹³⁶ H. O. Danielsson,²⁹ D. Dannheim,⁹⁸ V. Dao,⁴⁸ G. Darbo,^{49a} G. L. Darlea,^{25b} C. Daum,¹⁰⁴ J. P. Dauvergne,²⁹ W. Davey,⁸⁵ T. Davidek,¹²⁵ N. Davidson,⁸⁵ R. Davidson,⁷⁰ E. Davies,^{117,d} M. Davies,⁹² O. A. Davignon,⁷⁷ A. R. Davison,⁷⁶ Y. Davygora,^{57a} E. Dawe,¹⁴¹ I. Dawson,¹³⁸ J. W. Dawson,^{5,a} R. K. Daya,³⁹ K. De,⁷ R. de Asmundis,^{101a} S. De Castro,^{19a,19b} P. E. De Castro Faria Salgado,²⁴ S. De Cecco,⁷⁷ J. de Graat,⁹⁷ N. De Groot,¹⁰³ P. de Jong,¹⁰⁴ C. De La Taille,¹¹⁴ H. De la Torre,⁷⁹ B. De Lotto,^{163a,163c} L. De Mora,⁷⁰ L. De Nooij,¹⁰⁴ M. De Oliveira Branco,²⁹ D. De Pedis,^{131a} P. de Saintignon,⁵⁴ A. De Salvo,^{131a} U. De Sanctis,^{163a,163c} A. De Santo,¹⁴⁸ J. B. De Vivie De Regie,¹¹⁴ S. Dean,⁷⁶ D. V. Dedovich,⁶⁴ J. Degenhardt,¹¹⁹ M. Dehchar,¹¹⁷ M. Deile,⁹⁷ C. Del Papa,^{163a,163c} J. Del Peso,⁷⁹ T. Del Prete,^{121a,121b} M. Deliyergiyev,⁷³ A. Dell'Acqua,²⁹ L. Dell'Asta,^{88a,88b} M. Della Pietra,^{101a,j} D. della Volpe,^{101a,101b} M. Delmastro,²⁹ P. Delpierre,⁸² N. Delruelle,²⁹ P. A. Delsart,⁵⁴ C. Deluca,¹⁴⁷ S. Demers,¹⁷⁴ M. Demichev,⁶⁴ B. Demirkoz,^{11,l} J. Deng,¹⁶² S. P. Denisov,¹²⁷ D. Derendarz,³⁸ J. E. Derkaoui,^{134d} F. Derue,⁷⁷ P. Dervan,⁷² K. Desch,²⁰ E. Devetak,¹⁴⁷ P. O. Deviveiros,¹⁵⁷ A. Dewhurst,¹²⁸ B. DeWilde,¹⁴⁷ S. Dhaliwal,¹⁵⁷ R. Dhullipudi,^{24,m} A. Di Ciaccio,^{132a,132b} L. Di Ciaccio,⁴ A. Di Girolamo,²⁹ B. Di Girolamo,²⁹ S. Di Luise,^{133a,133b} A. Di Mattia,⁸⁷ B. Di Micco,²⁹ R. Di Nardo,^{132a,132b} A. Di Simone,^{132a,132b} R. Di Sipio,^{19a,19b} M. A. Diaz,^{31a} F. Diblen,^{18c} E. B. Diehl,⁸⁶ J. Dietrich,⁴¹ T. A. Dietzsch,^{57a} S. Diglio,¹¹⁴ K. Dindar Yagci,³⁹ J. Dingfelder,²⁰ C. Dionisi,^{131a,131b} P. Dita,^{25a} S. Dita,^{25a} F. Dittus,²⁹ F. Djama,⁸² T. Djobava,⁵⁰ M. A. B. do Vale,^{23a} A. Do Valle Wemans,^{123a} T. K. O. Doan,⁴ M. Dobbs,⁸⁴ R. Dobinson,^{29,a} D. Dobos,⁴² E. Dobson,²⁹ M. Dobson,¹⁶² J. Dodd,³⁴ C. Doglioni,¹¹⁷ T. Doherty,⁵² Y. Doi,^{65,a} J. Dolejsi,¹²⁵ I. Dolenc,⁷³ Z. Dolezal,¹²⁵ B. A. Dolgoshein,^{95,a} T. Dohmae,¹⁵⁴ M. Donadelli,^{23b} M. Donega,¹¹⁹ J. Donini,⁵⁴ J. Dopke,²⁹ A. Doria,^{101a} A. Dos Anjos,¹⁷¹ M. Dosil,¹¹ A. Dotti,^{121a,121b} M. T. Dova,⁶⁹ J. D. Dowell,¹⁷ A. D. Doxiadis,¹⁰⁴ A. T. Doyle,⁵² Z. Drasal,¹²⁵ J. Drees,¹⁷³ N. Dressnandt,¹¹⁹ H. Drevermann,²⁹ C. Driouichi,³⁵ M. Dris,⁹ J. Dubbert,⁹⁸ T. Dubbs,¹³⁶ S. Dube,¹⁴ E. Duchovni,¹⁷⁰ G. Duckeck,⁹⁷ A. Dudarev,²⁹ F. Dudziak,⁶³ M. Dührssen,²⁹ I. P. Duerdoth,⁸¹ L. Dufлот,¹¹⁴ M-A. Dufour,⁸⁴ M. Dunford,²⁹ H. Duran Yildiz,^{3b} R. Duxfield,¹³⁸ M. Dwuznik,³⁷ F. Dydak,²⁹ D. Dzahini,⁵⁴ M. Düren,⁵¹ W. L. Ebenstein,⁴⁴ J. Ebke,⁹⁷ S. Eckert,⁴⁷ S. Eckweiler,⁸⁰ K. Edmonds,⁸⁰ C. A. Edwards,⁷⁵ N. C. Edwards,⁵² W. Ehrenfeld,⁴¹ T. Ehrich,⁹⁸ T. Eifert,²⁹ G. Eigen,¹³ K. Einsweiler,¹⁴ E. Eisenhandler,⁷⁴ T. Ekelof,¹⁶⁵ M. El Kacimi,^{134c} M. Ellert,¹⁶⁵ S. Elles,⁴ F. Ellinghaus,⁸⁰ K. Ellis,⁷⁴ N. Ellis,²⁹ J. Elmsheuser,⁹⁷ M. Elsing,²⁹ R. Ely,¹⁴ D. Emelianov,¹²⁸ R. Engelmann,¹⁴⁷ A. Engl,⁹⁷ B. Epp,⁶¹ A. Eppig,⁸⁶ J. Erdmann,⁵³ A. Ereditato,¹⁶ D. Eriksson,^{145a} J. Ernst,¹ M. Ernst,²⁴ J. Ernwein,¹³⁵ D. Errede,¹⁶⁴ S. Errede,¹⁶⁴ E. Ertel,⁸⁰ M. Escalier,¹¹⁴ C. Escobar,¹⁶⁶ X. Espinal Curull,¹¹ B. Esposito,⁴⁶ F. Etienne,⁸² A. I. Etiennevire,¹³⁵ E. Etzion,¹⁵² D. Evangelakou,⁵³ H. Evans,⁶⁰ L. Fabbri,^{19a,19b} C. Fabre,²⁹ R. M. Fakhruddinov,¹²⁷ S. Falciano,^{131a} Y. Fang,¹⁷¹ M. Fanti,^{88a,88b} A. Farbin,⁷ A. Farilla,^{133a} J. Farley,¹⁴⁷ T. Farooque,¹⁵⁷ S. M. Farrington,¹¹⁷ P. Farthouat,²⁹ P. Fassnacht,²⁹ D. Fassouliotis,⁸ B. Fatholahzadeh,¹⁵⁷ A. Favareto,^{88a,88b} L. Fayard,¹¹⁴ S. Fazio,^{36a,36b} R. Febbraro,³³ P. Federic,^{143a} O. L. Fedin,¹²⁰ W. Fedorko,⁸⁷ M. Fehling-Kaschek,⁴⁷ L. Felgioni,⁸² D. Fellmann,⁵ C. U. Felzmann,⁸⁵ C. Feng,^{32d} E. J. Feng,³⁰ A. B. Fenyuk,¹²⁷ J. Ferencei,^{143b} J. Ferland,⁹² W. Fernando,¹⁰⁸ S. Ferrag,⁵² J. Ferrando,⁵² V. Ferrara,⁴¹ A. Ferrari,¹⁶⁵ P. Ferrari,¹⁰⁴ R. Ferrari,^{118a} A. Ferrer,¹⁶⁶ M. L. Ferrer,⁴⁶ D. Ferrere,⁴⁸ C. Ferretti,⁸⁶ A. Ferretto Parodi,^{49a,49b} M. Fiascaris,³⁰ F. Fiedler,⁸⁰ A. Filipčič,⁷³ A. Filippos,⁹ F. Filthaut,¹⁰³ M. Fincke-Keeler,¹⁶⁸ M. C. N. Fiolhais,^{123a,i} L. Fiorini,¹⁶⁶ A. Firan,³⁹ G. Fischer,⁴¹ P. Fischer,²⁰ M. J. Fisher,¹⁰⁸ S. M. Fisher,¹²⁸ M. Flechl,⁴⁷ I. Fleck,¹⁴⁰ J. Fleckner,⁸⁰ P. Fleischmann,¹⁷² S. Fleischmann,¹⁷³ T. Flick,¹⁷³ L. R. Flores Castillo,¹⁷¹ M. J. Flowerdew,⁹⁸ F. Föhlisch,^{57a} M. Fokitis,⁹ T. Fonseca Martin,¹⁶ D. A. Forbush,¹³⁷ A. Formica,¹³⁵ A. Forti,⁸¹ D. Fortin,^{158a} J. M. Foster,⁸¹ D. Fournier,¹¹⁴ A. Foussat,²⁹ A. J. Fowler,⁴⁴ K. Fowler,¹³⁶ H. Fox,⁷⁰ P. Francavilla,^{121a,121b} S. Franchino,^{118a,118b} D. Francis,²⁹ T. Frank,¹⁷⁰ M. Franklin,⁵⁶ S. Franz,²⁹ M. Fraternali,^{118a,118b} S. Fratina,¹¹⁹ S. T. French,²⁷ R. Froeschl,²⁹ D. Froidevaux,²⁹ J. A. Frost,²⁷ C. Fukunaga,¹⁵⁵ E. Fullana Torregrosa,²⁹ J. Fuster,¹⁶⁶ C. Gabaldon,²⁹ O. Gabizon,¹⁷⁰ T. Gadfort,²⁴ S. Gadomski,⁴⁸ G. Gagliardi,^{49a,49b} P. Gagnon,⁶⁰ C. Galea,⁹⁷ E. J. Gallas,¹¹⁷ M. V. Gallas,²⁹ V. Gallo,¹⁶ B. J. Gallop,¹²⁸ P. Gallus,¹²⁴ E. Galyaev,⁴⁰ K. K. Gan,¹⁰⁸ Y. S. Gao,^{142,g} V. A. Gapienko,¹²⁷ A. Gaponenko,¹⁴ F. Garberson,¹⁷⁴ M. Garcia-Sciveres,¹⁴ C. García,¹⁶⁶ J. E. García Navarro,⁴⁸ R. W. Gardner,³⁰ N. Garelli,²⁹ H. Garitaonandia,¹⁰⁴ V. Garonne,²⁹ J. Garvey,¹⁷ C. Gatti,⁴⁶ G. Gaudio,^{118a} O. Gaumer,⁴⁸ B. Gaur,¹⁴⁰ L. Gauthier,¹³⁵ I. L. Gavrilenko,⁹³ C. Gay,¹⁶⁷ G. Gaycken,²⁰ J-C. Gayde,²⁹ E. N. Gazis,⁹ P. Ge,^{32d} C. N. P. Gee,¹²⁸ D. A. A. Geerts,¹⁰⁴ Ch. Geich-Gimbel,²⁰ K. Gellerstedt,^{145a,145b} C. Gemme,^{49a} A. Gemmell,⁵² M. H. Genest,⁹⁷ S. Gentile,^{131a,131b} M. George,⁵³ S. George,⁷⁵ P. Gerlach,¹⁷³ A. Gershon,¹⁵²

C. Geweniger,^{57a} H. Ghazlane,^{134b} P. Ghez,⁴ N. Ghodbane,³³ B. Giacobbe,^{19a} S. Giagu,^{131a,131b}
V. Giakoumopoulou,⁸ V. Giangiobbe,^{121a,121b} F. Gianotti,²⁹ B. Gibbard,²⁴ A. Gibson,¹⁵⁷ S. M. Gibson,²⁹
L. M. Gilbert,¹¹⁷ M. Gilchriese,¹⁴ V. Gilewsky,⁹⁰ D. Gillberg,²⁸ A. R. Gillman,¹²⁸ D. M. Gingrich,^{2,f} J. Ginzburg,¹⁵²
N. Giokaris,⁸ R. Giordano,^{101a,101b} F. M. Giorgi,¹⁵ P. Giovannini,⁹⁸ P. F. Giraud,¹³⁵ D. Giugni,^{88a} M. Giunta,^{131a,131b}
P. Giusti,^{19a} B. K. Gjelsten,¹¹⁶ L. K. Gladilin,⁹⁶ C. Glasman,⁷⁹ J. Glatzer,⁴⁷ A. Glazov,⁴¹ K. W. Glitza,¹⁷³
G. L. Glonti,⁶⁴ J. Godfrey,¹⁴¹ J. Godlewski,²⁹ M. Goebel,⁴¹ T. Göpfert,⁴³ C. Goeringer,⁸⁰ C. Gössling,⁴² T. Göttfert,⁹⁸
S. Goldfarb,⁸⁶ D. Goldin,³⁹ T. Golling,¹⁷⁴ S. N. Golovnia,¹²⁷ A. Gomes,^{123a,c} L. S. Gomez Fajardo,⁴¹ R. Gonçalves,⁷⁵
J. Goncalves Pinto Firmino Da Costa,⁴¹ L. Gonella,²⁰ A. Gonidec,²⁹ S. Gonzalez,¹⁷¹ S. González de la Hoz,¹⁶⁶
M. L. Gonzalez Silva,²⁶ S. Gonzalez-Sevilla,⁴⁸ J. J. Goodson,¹⁴⁷ L. Goossens,²⁹ P. A. Gorbounov,⁹⁴ H. A. Gordon,²⁴
I. Gorelov,¹⁰² G. Gorfine,¹⁷³ B. Gorini,²⁹ E. Gorini,^{71a,71b} A. Gorišek,⁷³ E. Gornicki,³⁸ S. A. Gorokhov,¹²⁷
V. N. Goryachev,¹²⁷ B. Gosdzik,⁴¹ M. Gosselink,¹⁰⁴ M. I. Gostkin,⁶⁴ M. Gouanère,⁴ I. Gough Eschrich,¹⁶²
M. Gouighri,^{134a} D. Goujdami,^{134c} M. P. Goulette,⁴⁸ A. G. Goussiou,¹³⁷ C. Goy,⁴ I. Grabowska-Bold,^{162,h}
V. Grabski,¹⁷⁵ P. Grafström,²⁹ C. Grah,¹⁷³ K-J. Grahn,⁴¹ F. Grancagnolo,^{71a} S. Grancagnolo,¹⁵ V. Grassi,¹⁴⁷
V. Gratchev,¹²⁰ N. Grau,³⁴ H. M. Gray,²⁹ J. A. Gray,¹⁴⁷ E. Graziani,^{133a} O. G. Grebenyuk,¹²⁰ D. Greenfield,¹²⁸
T. Greenshaw,⁷² Z. D. Greenwood,^{24,m} I. M. Gregor,⁴¹ P. Grenier,¹⁴² J. Griffiths,¹³⁷ N. Grigalashvili,⁶⁴
A. A. Grillo,¹³⁶ S. Grinstein,¹¹ Y. V. Grishkevich,⁹⁶ J.-F. Grivaz,¹¹⁴ J. Grognuz,²⁹ M. Groh,⁹⁸ E. Gross,¹⁷⁰
J. Grosse-Knetter,⁵³ J. Groth-Jensen,¹⁷⁰ K. Grybel,¹⁴⁰ V. J. Guarino,⁵ D. Guest,¹⁷⁴ C. Guichenev,³³ A. Guida,^{71a,71b}
T. Guillemin,⁴ S. Guindon,⁵³ H. Guler,^{84,n} J. Gunther,¹²⁴ B. Guo,¹⁵⁷ J. Guo,³⁴ A. Gupta,³⁰ Y. Gusakov,⁶⁴
V. N. Gushchin,¹²⁷ A. Gutierrez,⁹² P. Gutierrez,¹¹⁰ N. Guttman,¹⁵² O. Gutzwiller,¹⁷¹ C. Guyot,¹³⁵ C. Gwenlan,¹¹⁷
C. B. Gwilliam,⁷² A. Haas,¹⁴² S. Haas,²⁹ C. Haber,¹⁴ R. Hackenburg,²⁴ H. K. Hadavand,³⁹ D. R. Hadley,¹⁷
P. Haefner,⁹⁸ F. Hahn,²⁹ S. Haider,²⁹ Z. Hajduk,³⁸ H. Hakobyan,¹⁷⁵ J. Haller,⁵³ K. Hamacher,¹⁷³ P. Hamal,¹¹²
A. Hamilton,⁴⁸ S. Hamilton,¹⁶⁰ H. Han,^{32a} L. Han,^{32b} K. Hanagaki,¹¹⁵ M. Hance,¹¹⁹ C. Handel,⁸⁰ P. Hanke,^{57a}
J. R. Hansen,³⁵ J. B. Hansen,³⁵ J. D. Hansen,³⁵ P. H. Hansen,³⁵ P. Hansson,¹⁴² K. Hara,¹⁵⁹ G. A. Hare,¹³⁶
T. Harenberg,¹⁷³ S. Harkusha,⁸⁹ D. Harper,⁸⁶ R. D. Harrington,²¹ O. M. Harris,¹³⁷ K. Harrison,¹⁷ J. Hartert,⁴⁷
F. Hartjes,¹⁰⁴ T. Haruyama,⁶⁵ A. Harvey,⁵⁵ S. Hasegawa,¹⁰⁰ Y. Hasegawa,¹³⁹ S. Hassani,¹³⁵ M. Hatch,²⁹ D. Hauff,⁹⁸
S. Haug,¹⁶ M. Hauschild,²⁹ R. Hauser,⁸⁷ M. Havranek,²⁰ B. M. Hawes,¹¹⁷ C. M. Hawkes,¹⁷ R. J. Hawkings,²⁹
D. Hawkins,¹⁶² T. Hayakawa,⁶⁶ D. Hayden,⁷⁵ H. S. Hayward,⁷² S. J. Haywood,¹²⁸ E. Hazen,²¹ M. He,^{32d} S. J. Head,¹⁷
V. Hedberg,⁷⁸ L. Heelan,⁷ S. Heim,⁸⁷ B. Heinemann,¹⁴ S. Heisterkamp,³⁵ L. Helary,⁴ M. Heller,¹¹⁴
S. Hellman,^{145a,145b} D. Hellmich,²⁰ C. Hensens,¹¹ R. C. W. Henderson,⁷⁰ M. Henke,^{57a} A. Henrichs,⁵³
A. M. Henriques Correia,²⁹ S. Henrot-Versille,¹¹⁴ F. Henry-Couannier,⁸² C. Hensel,⁵³ T. Henß,¹⁷³ C. M. Hernandez,⁷
Y. Hernández Jiménez,¹⁶⁶ R. Herrberg,¹⁵ A. D. Hershenhorn,¹⁵¹ G. Herten,⁴⁷ R. Hertenberger,⁹⁷ L. Hervas,²⁹
N. P. Hessey,¹⁰⁴ A. Hidvegi,^{145a} E. Higón-Rodriguez,¹⁶⁶ D. Hill,^{5,a} J. C. Hill,²⁷ N. Hill,⁵ K. H. Hiller,⁴¹ S. Hillert,²⁰
S. J. Hillier,¹⁷ I. Hinchliffe,¹⁴ E. Hines,¹¹⁹ M. Hirose,¹¹⁵ F. Hirsch,⁴² D. Hirschbuehl,¹⁷³ J. Hobbs,¹⁴⁷ N. Hod,¹⁵²
M. C. Hodgkinson,¹³⁸ P. Hodgson,¹³⁸ A. Hoecker,²⁹ M. R. Hoferkamp,¹⁰² J. Hoffman,³⁹ D. Hoffmann,⁸²
M. Hohlfeld,⁸⁰ M. Holder,¹⁴⁰ A. Holmes,¹¹⁷ S. O. Holmgren,^{145a} T. Holy,¹²⁶ J. L. Holzbauer,⁸⁷ Y. Homma,⁶⁶
T. M. Hong,¹¹⁹ L. Hoof van Huysduynen,¹⁰⁷ T. Horazdovsky,¹²⁶ C. Horn,¹⁴² S. Horner,⁴⁷ K. Horton,¹¹⁷
J.-Y. Hostachy,⁵⁴ S. Hou,¹⁵⁰ M. A. Houlden,⁷² A. Hoummada,^{134a} J. Howarth,⁸¹ D. F. Howell,¹¹⁷ I. Hristova,¹⁵
J. Hrivnac,¹¹⁴ I. Hruska,¹²⁴ T. Hryn'ova,⁴ P. J. Hsu,¹⁷⁴ S.-C. Hsu,¹⁴ G. S. Huang,¹¹⁰ Z. Hubacek,¹²⁶ F. Hubaut,⁸²
F. Huegging,²⁰ T. B. Huffman,¹¹⁷ E. W. Hughes,³⁴ G. Hughes,⁷⁰ R. E. Hughes-Jones,⁸¹ M. Huhtinen,²⁹ P. Hurst,⁵⁶
M. Hurwitz,¹⁴ U. Husemann,⁴¹ N. Huseynov,^{64,o} J. Huston,⁸⁷ J. Huth,⁵⁶ G. Iacobucci,⁴⁸ G. Iakovidis,⁹ M. Ibbotson,⁸¹
I. Ibragimov,¹⁴⁰ R. Ichimiya,⁶⁶ L. Iconomidou-Fayard,¹¹⁴ J. Idarraga,¹¹⁴ M. Idzik,³⁷ P. Iengo,^{101a,101b} O. Igonkina,¹⁰⁴
Y. Ikegami,⁶⁵ M. Ikeno,⁶⁵ Y. Ilchenko,³⁹ D. Iliadis,¹⁵³ D. Imbault,⁷⁷ M. Imhaeuser,¹⁷³ M. Imori,¹⁵⁴ T. Ince,²⁰
J. Inigo-Golfín,²⁹ P. Ioannou,⁸ M. Iodice,^{133a} G. Ionescu,⁴ A. Irls Quiles,¹⁶⁶ K. Ishii,⁶⁵ A. Ishikawa,⁶⁶ M. Ishino,⁶⁵
R. Ishmukhametov,³⁹ C. Issever,¹¹⁷ S. Istin,^{18a} Y. Itoh,¹⁰⁰ A. V. Ivashin,¹²⁷ W. Iwanski,³⁸ H. Iwasaki,⁶⁵ J. M. Izen,⁴⁰
V. Izzo,^{101a} B. Jackson,¹¹⁹ J. N. Jackson,⁷² P. Jackson,¹⁴² M. R. Jaekel,²⁹ V. Jain,⁶⁰ K. Jakobs,⁴⁷ S. Jakobsen,³⁵
J. Jakubek,¹²⁶ D. K. Jana,¹¹⁰ E. Jankowski,¹⁵⁷ E. Jansen,⁷⁶ A. Jantsch,⁹⁸ M. Janus,²⁰ G. Jarlskog,⁷⁸ L. Jeanty,⁵⁶
K. Jelen,³⁷ I. Jen-La Plante,³⁰ P. Jenni,²⁹ A. Jeremie,⁴ P. Jež,³⁵ S. Jézéquel,⁴ M. K. Jha,^{19a} H. Ji,¹⁷¹ W. Ji,⁸⁰ J. Jia,¹⁴⁷
Y. Jiang,^{32b} M. Jimenez Belenguer,⁴¹ G. Jin,^{32b} S. Jin,^{32a} O. Jinnouchi,¹⁵⁶ M. D. Joergensen,³⁵ D. Joffe,³⁹
L. G. Johansen,¹³ M. Johansen,^{145a,145b} K. E. Johansson,^{145a} P. Johansson,¹³⁸ S. Johnert,⁴¹ K. A. Johns,⁶
K. Jon-And,^{145a,145b} G. Jones,⁸¹ R. W. L. Jones,⁷⁰ T. W. Jones,⁷⁶ T. J. Jones,⁷² O. Jonsson,²⁹ C. Joram,²⁹
P. M. Jorge,^{123a,c} J. Joseph,¹⁴ T. Jovin,^{12b} X. Ju,¹²⁹ V. Juranek,¹²⁴ P. Jussel,⁶¹ V. V. Kabachenko,¹²⁷ S. Kabana,¹⁶

M. Kaci,¹⁶⁶ A. Kaczmarska,³⁸ P. Kadlecik,³⁵ M. Kado,¹¹⁴ H. Kagan,¹⁰⁸ M. Kagan,⁵⁶ S. Kaiser,⁹⁸ E. Kajomovitz,¹⁵¹ S. Kalinin,¹⁷³ L. V. Kalinovskaya,⁶⁴ S. Kama,³⁹ N. Kanaya,¹⁵⁴ M. Kaneda,²⁹ T. Kanno,¹⁵⁶ V. A. Kantsеров,⁹⁵ J. Kanzaki,⁶⁵ B. Kaplan,¹⁷⁴ A. Kapliy,³⁰ J. Kaplon,²⁹ D. Kar,⁴³ M. Karagoz,¹¹⁷ M. Karnevskiy,⁴¹ K. Karr,⁵ V. Kartvelishvili,⁷⁰ A. N. Karyukhin,¹²⁷ L. Kashif,¹⁷¹ A. Kasmi,³⁹ R. D. Kass,¹⁰⁸ A. Kastanas,¹³ M. Kataoka,⁴ Y. Kataoka,¹⁵⁴ E. Katsoufis,⁹ J. Katzy,⁴¹ V. Kaushik,⁶ K. Kawagoe,⁶⁶ T. Kawamoto,¹⁵⁴ G. Kawamura,⁸⁰ M. S. Kayl,¹⁰⁴ V. A. Kazanin,¹⁰⁶ M. Y. Kazarinov,⁶⁴ J. R. Keates,⁸¹ R. Keeler,¹⁶⁸ R. Kehoe,³⁹ M. Keil,⁵³ G. D. Kekelidze,⁶⁴ M. Kelly,⁸¹ J. Kennedy,⁹⁷ C. J. Kenney,¹⁴² M. Kenyon,⁵² O. Kepka,¹²⁴ N. Kerschen,²⁹ B. P. Kerševan,⁷³ S. Kersten,¹⁷³ K. Kessoku,¹⁵⁴ C. Ketterer,⁴⁷ J. Keung,¹⁵⁷ M. Khakzad,²⁸ F. Khalil-zada,¹⁰ H. Khandanyan,¹⁶⁴ A. Khanov,¹¹¹ D. Kharchenko,⁶⁴ A. Khodinov,⁹⁵ A. G. Kholodenko,¹²⁷ A. Khomich,^{57a} T. J. Khoo,²⁷ G. Khorauli,²⁰ A. Khoroshilov,¹⁷³ N. Khovanskiy,⁶⁴ V. Khovanskiy,⁹⁴ E. Khramov,⁶⁴ J. Khubua,⁵⁰ H. Kim,⁷ M. S. Kim,² P. C. Kim,¹⁴² S. H. Kim,¹⁵⁹ N. Kimura,¹⁶⁹ O. Kind,¹⁵ B. T. King,⁷² M. King,⁶⁶ R. S. B. King,¹¹⁷ J. Kirk,¹²⁸ G. P. Kirsch,¹¹⁷ L. E. Kirsch,²² A. E. Kiryunin,⁹⁸ D. Kisielewska,³⁷ T. Kittelmann,¹²² A. M. Kiver,¹²⁷ H. Kiyamura,⁶⁶ E. Kladiva,^{143b} J. Klaiber-Lodewigs,⁴² M. Klein,⁷² U. Klein,⁷² K. Kleinknecht,⁸⁰ M. Klemetti,⁸⁴ A. Klier,¹⁷⁰ A. Klimentov,²⁴ R. Klingenberg,⁴² E. B. Klinkby,³⁵ T. Klioutchnikova,²⁹ P. F. Klok,¹⁰³ S. Klous,¹⁰⁴ E.-E. Kluge,^{57a} T. Kluge,⁷² P. Kluit,¹⁰⁴ S. Kluth,⁹⁸ E. Kneringer,⁶¹ J. Knobloch,²⁹ E.B.F.G. Knoops,⁸² A. Knue,⁵³ B. R. Ko,⁴⁴ T. Kobayashi,¹⁵⁴ M. Kobel,⁴³ M. Kocian,¹⁴² A. Kocnar,¹¹² P. Kodys,¹²⁵ K. Köneke,²⁹ A. C. König,¹⁰³ S. Koenig,⁸⁰ L. Köpke,⁸⁰ F. Koetsveld,¹⁰³ P. Koesvarki,²⁰ T. Koffas,²⁹ E. Koffeman,¹⁰⁴ F. Kohn,⁵³ Z. Kohout,¹²⁶ T. Kohriki,⁶⁵ T. Koi,¹⁴² T. Kokott,²⁰ G. M. Kolachev,¹⁰⁶ H. Kolanoski,¹⁵ V. Kolesnikov,⁶⁴ I. Koletsou,^{88a} J. Koll,⁸⁷ D. Kollar,²⁹ M. Kollefrath,⁴⁷ S. D. Kolya,⁸¹ A. A. Komar,⁹³ J. R. Komaragiri,¹⁴¹ Y. Komori,¹⁵⁴ T. Kondo,⁶⁵ T. Kono,^{41,p} A. I. Kononov,⁴⁷ R. Konoplich,^{107,q} N. Konstantinidis,⁷⁶ A. Kootz,¹⁷³ S. Koperny,³⁷ S. V. Kopikov,¹²⁷ K. Korcyl,³⁸ K. Kordas,¹⁵³ V. Koreshev,¹²⁷ A. Korn,¹⁴ A. Korol,¹⁰⁶ I. Korolkov,¹¹ E. V. Korolkova,¹³⁸ V. A. Korotkov,¹²⁷ O. Kortner,⁹⁸ S. Kortner,⁹⁸ V. V. Kostyukhin,²⁰ M. J. Kotamäki,²⁹ S. Kotov,⁹⁸ V. M. Kotov,⁶⁴ A. Kotwal,⁴⁴ C. Kourkoumelis,⁸ V. Kouskoura,¹⁵³ A. Koutsman,¹⁰⁴ R. Kowalewski,¹⁶⁸ T. Z. Kowalski,³⁷ W. Kozanecki,¹³⁵ A. S. Kozhin,¹²⁷ V. Kral,¹²⁶ V. A. Kramarenko,⁹⁶ G. Kramberger,⁷³ O. Krasel,⁴² M. W. Krasny,⁷⁷ A. Krasznahorkay,¹⁰⁷ J. Kraus,⁸⁷ A. Kreisel,¹⁵² F. Krejci,¹²⁶ J. Kretzschmar,⁷² N. Krieger,⁵³ P. Krieger,¹⁵⁷ K. Kroeninger,⁵³ H. Kroha,⁹⁸ J. Kroll,¹¹⁹ J. Kroseberg,²⁰ J. Krstic,^{12a} U. Kruchonak,⁶⁴ H. Krüger,²⁰ T. Kruker,¹⁶ Z. V. Krumshteyn,⁶⁴ A. Kruth,²⁰ T. Kubota,⁸⁵ S. Kuehn,⁴⁷ A. Kugel,^{57c} T. Kuhl,⁴¹ D. Kuhn,⁶¹ V. Kukhtin,⁶⁴ Y. Kulchitsky,⁸⁹ S. Kuleshov,^{31b} C. Kummer,⁹⁷ M. Kuna,⁷⁷ N. Kundu,¹¹⁷ J. Kunkle,¹¹⁹ A. Kupco,¹²⁴ H. Kurashige,⁶⁶ M. Kurata,¹⁵⁹ Y. A. Kurochkin,⁸⁹ V. Kus,¹²⁴ W. Kuykendall,¹³⁷ M. Kuze,¹⁵⁶ P. Kuzhir,⁹⁰ O. Kvasnicka,¹²⁴ J. Kvita,²⁹ R. Kwee,¹⁵ A. La Rosa,¹⁷¹ L. La Rotonda,^{36a,36b} L. Labarga,⁷⁹ J. Labbe,⁴ S. Lablak,^{134a} C. Lacasta,¹⁶⁶ F. Lacava,^{131a,131b} H. Lacker,¹⁵ D. Lacour,⁷⁷ V. R. Lacuesta,¹⁶⁶ E. Ladygin,⁶⁴ R. Lafaye,⁴ B. Laforge,⁷⁷ T. Lagouri,⁷⁹ S. Lai,⁴⁷ E. Laisne,⁵⁴ M. Lamanna,²⁹ C. L. Lampen,⁶ W. Lampl,⁶ E. Lancon,¹³⁵ U. Landgraf,⁴⁷ M. P. J. Landon,⁷⁴ H. Landsman,¹⁵¹ J. L. Lane,⁸¹ C. Lange,⁴¹ A. J. Lankford,¹⁶² F. Lanni,²⁴ K. Lantzsch,²⁹ S. Laplace,⁷⁷ C. Lapoire,²⁰ J. F. Laporte,¹³⁵ T. Lari,^{88a} A. V. Larionov,¹²⁷ A. Larner,¹¹⁷ C. Lasseur,²⁹ M. Lassnig,²⁹ W. Lau,¹¹⁷ P. Laurelli,⁴⁶ A. Lavorato,¹¹⁷ W. Lavrijsen,¹⁴ P. Laycock,⁷² A. B. Lazarev,⁶⁴ A. Lazzaro,^{88a,88b} O. Le Dortz,⁷⁷ E. Le Guirriec,⁸² C. Le Maner,¹⁵⁷ E. Le Menedeu,¹³⁵ C. Lebel,⁹² T. LeCompte,⁵ F. Ledroit-Guillon,⁵⁴ H. Lee,¹⁰⁴ J. S. H. Lee,¹⁴⁹ S. C. Lee,¹⁵⁰ L. Lee,¹⁷⁴ M. Lefebvre,¹⁶⁸ M. Legendre,¹³⁵ A. Leger,⁴⁸ B. C. LeGeyt,¹¹⁹ F. Legger,⁹⁷ C. Leggett,¹⁴ M. Lehmacher,²⁰ G. Lehmann Miotto,²⁹ X. Lei,⁶ M. A. L. Leite,^{23b} R. Leitner,¹²⁵ D. Lellouch,¹⁷⁰ J. Lellouch,⁷⁷ M. Leltchouk,³⁴ V. Lendermann,^{57a} K. J. C. Leney,^{144b} T. Lenz,¹⁷³ G. Lenzen,¹⁷³ B. Lenzi,²⁹ K. Leonhardt,⁴³ S. Leontsinis,⁹ C. Leroy,⁹² J-R. Lessard,¹⁶⁸ J. Lesser,^{145a} C. G. Lester,²⁷ A. Leung Fook Cheong,¹⁷¹ J. Levêque,⁴ D. Levin,⁸⁶ L. J. Levinson,¹⁷⁰ M. S. Levitski,¹²⁷ M. Lewandowska,²¹ A. Lewis,¹¹⁷ G. H. Lewis,¹⁰⁷ A. M. Leyko,²⁰ M. Leyton,¹⁵ B. Li,⁸² H. Li,¹⁷¹ S. Li,^{32b,e} X. Li,⁸⁶ Z. Liang,³⁹ Z. Liang,^{117,r} B. Liberti,^{132a} P. Lichard,²⁹ M. Lichtnecker,⁹⁷ K. Lie,¹⁶⁴ W. Liebig,¹³ R. Lifshitz,¹⁵¹ J. N. Lilley,¹⁷ C. Limbach,²⁰ A. Limosani,⁸⁵ M. Limper,⁶² S. C. Lin,^{150,s} F. Linde,¹⁰⁴ J. T. Linnemann,⁸⁷ E. Lipeles,¹¹⁹ L. Lipinsky,¹²⁴ A. Lipniacka,¹³ T. M. Liss,¹⁶⁴ D. Lissauer,²⁴ A. Lister,⁴⁸ A. M. Litke,¹³⁶ C. Liu,²⁸ D. Liu,^{150,t} H. Liu,⁸⁶ J. B. Liu,⁸⁶ M. Liu,^{32b} S. Liu,² Y. Liu,^{32b} M. Livan,^{118a,118b} S. S. A. Livermore,¹¹⁷ A. Lleres,⁵⁴ J. Llorente Merino,⁷⁹ S. L. Lloyd,⁷⁴ E. Lobodzinska,⁴¹ P. Loch,⁶ W. S. Lockman,¹³⁶ S. Lockwitz,¹⁷⁴ T. Lodenkoeetter,²⁰ F. K. Loebinger,⁸¹ A. Loginov,¹⁷⁴ C. W. Loh,¹⁶⁷ T. Lohse,¹⁵ K. Lohwasser,⁴⁷ M. Lokajicek,¹²⁴ J. Loken,¹¹⁷ V. P. Lombardo,⁴ R. E. Long,⁷⁰ L. Lopes,^{123a,c} D. Lopez Mateos,^{34,u} M. Losada,¹⁶¹ P. Loscutoff,¹⁴ F. Lo Sterzo,^{131a,131b} M. J. Losty,^{158a} X. Lou,⁴⁰ A. Lounis,¹¹⁴ K. F. Loureiro,¹⁶¹ J. Love,²¹ P. A. Love,⁷⁰ A. J. Lowe,^{142,g} F. Lu,^{32a} H. J. Lubatti,¹³⁷ C. Luci,^{131a,131b} A. Lucotte,⁵⁴ A. Ludwig,⁴³ D. Ludwig,⁴¹ I. Ludwig,⁴⁷ J. Ludwig,⁴⁷ F. Luehring,⁶⁰ G. Luijckx,¹⁰⁴ D. Lumb,⁴⁷ L. Luminari,^{131a} E. Lund,¹¹⁶

- B. Lund-Jensen,¹⁴⁶ B. Lundberg,⁷⁸ J. Lundberg,^{145a,145b} J. Lundquist,³⁵ M. Lungwitz,⁸⁰ A. Lupi,^{121a,121b} G. Lutz,⁹⁸ D. Lynn,²⁴ J. Lys,¹⁴ E. Lytken,⁷⁸ H. Ma,²⁴ L. L. Ma,¹⁷¹ J. A. Macana Goia,⁹² G. Maccarrone,⁴⁶ A. Macchiolo,⁹⁸ B. Maček,⁷³ J. Machado Miguens,^{123a} D. Macina,⁴⁸ R. Mackeprang,³⁵ R. J. Madaras,¹⁴ W. F. Mader,⁴³ R. Maenner,^{57c} T. Maeno,²⁴ P. Mättig,¹⁷³ S. Mättig,⁴¹ P. J. Magalhaes Martins,^{123a,i} L. Magnoni,²⁹ E. Magradze,⁵³ Y. Mahalalel,¹⁵² K. Mahboubi,⁴⁷ G. Mahout,¹⁷ C. Maiani,^{131a,131b} C. Maidantchik,^{23a} A. Maio,^{123a,c} S. Majewski,²⁴ Y. Makida,⁶⁵ N. Makovec,¹¹⁴ P. Mal,⁶ Pa. Malecki,³⁸ P. Malecki,³⁸ V. P. Maleev,¹²⁰ F. Malek,⁵⁴ U. Mallik,⁶² D. Malon,⁵ S. Maltezos,⁹ V. Malyshev,¹⁰⁶ S. Malyukov,²⁹ R. Mameghani,⁹⁷ J. Mamuzic,^{12b} A. Manabe,⁶⁵ L. Mandelli,^{88a} I. Mandić,⁷³ R. Mandrysch,¹⁵ J. Maneira,^{123a} P. S. Mangeard,⁸⁷ I. D. Manjavidze,⁶⁴ A. Mann,⁵³ P. M. Manning,¹³⁶ A. Manousakis-Katsikakis,⁸ B. Mansoulie,¹³⁵ A. Manz,⁹⁸ A. Mapelli,²⁹ L. Mapelli,²⁹ L. March,⁷⁹ J. F. Marchand,²⁹ F. Marchese,^{132a,132b} G. Marchiori,⁷⁷ M. Marcisovsky,¹²⁴ A. Marin,^{21,a} C. P. Marino,⁶⁰ F. Marroquim,^{23a} R. Marshall,⁸¹ Z. Marshall,²⁹ F. K. Martens,¹⁵⁷ S. Marti-Garcia,¹⁶⁶ A. J. Martin,¹⁷⁴ B. Martin,²⁹ B. Martin,⁸⁷ F. F. Martin,¹¹⁹ J. P. Martin,⁹² Ph. Martin,⁵⁴ T. A. Martin,¹⁷ B. Martin dit Latour,⁴⁸ M. Martinez,¹¹ V. Martinez Outschoorn,⁵⁶ A. C. Martyniuk,⁸¹ M. Marx,⁸¹ F. Marzano,^{131a} A. Marzin,¹¹⁰ L. Masetti,⁸⁰ T. Mashimo,¹⁵⁴ R. Mashinistov,⁹³ J. Masik,⁸¹ A. L. Maslennikov,¹⁰⁶ M. Maß,⁴² I. Massa,^{19a,19b} G. Massaro,¹⁰⁴ N. Massol,⁴ P. Mastrandrea,^{131a,131b} A. Mastroberardino,^{36a,36b} T. Masubuchi,¹⁵⁴ M. Mathes,²⁰ P. Matricon,¹¹⁴ H. Matsumoto,¹⁵⁴ H. Matsunaga,¹⁵⁴ T. Matsushita,⁶⁶ C. Mattravers,^{117,d} J. M. Maugain,²⁹ S. J. Maxfield,⁷² D. A. Maximov,¹⁰⁶ E. N. May,⁵ A. Mayne,¹³⁸ R. Mazini,¹⁵⁰ M. Mazur,²⁰ M. Mazzanti,^{88a} E. Mazzoni,^{121a,121b} S. P. Mc Kee,⁸⁶ A. McCarn,¹⁶⁴ R. L. McCarthy,¹⁴⁷ T. G. McCarthy,²⁸ N. A. McCubbin,¹²⁸ K. W. McFarlane,⁵⁵ J. A. Mcfayden,¹³⁸ H. McGlone,⁵² G. Mchedlidge,⁵⁰ R. A. McLaren,²⁹ T. McLaughlan,¹⁷ S. J. McMahon,¹²⁸ R. A. McPherson,^{168,k} A. Meade,⁸³ J. Mechnich,¹⁰⁴ M. Mechtel,¹⁷³ M. Medinnis,⁴¹ R. Meera-Lebbai,¹¹⁰ T. Meguro,¹¹⁵ R. Mehdiyev,⁹² S. Mehlhase,³⁵ A. Mehta,⁷² K. Meier,^{57a} J. Meinhardt,⁴⁷ B. Meirose,⁷⁸ C. Melachrinou,³⁰ B. R. Mellado Garcia,¹⁷¹ L. Mendoza Navas,¹⁶¹ Z. Meng,^{150,t} A. Mengarelli,^{19a,19b} S. Menke,⁹⁸ C. Menot,²⁹ E. Meoni,¹¹ K. M. Mercurio,⁵⁶ P. Mermod,¹¹⁷ L. Merola,^{101a,101b} C. Meroni,^{88a} F. S. Merritt,³⁰ A. Messina,²⁹ J. Metcalfe,¹⁰² A. S. Mete,⁶³ S. Meuser,²⁰ C. Meyer,⁸⁰ J-P. Meyer,¹³⁵ J. Meyer,¹⁷² J. Meyer,⁵³ T. C. Meyer,²⁹ W. T. Meyer,⁶³ J. Miao,^{32d} S. Michal,²⁹ L. Micu,^{25a} R. P. Middleton,¹²⁸ P. Miele,²⁹ S. Migas,⁷² L. Mijović,⁴¹ G. Mikenberg,¹⁷⁰ M. Mikestikova,¹²⁴ M. Mikuž,⁷³ D. W. Miller,¹⁴² R. J. Miller,⁸⁷ W. J. Mills,¹⁶⁷ C. Mills,⁵⁶ A. Milov,¹⁷⁰ D. A. Milstead,^{145a,145b} D. Milstein,¹⁷⁰ A. A. Minaenko,¹²⁷ M. Miñano,¹⁶⁶ I. A. Minashvili,⁶⁴ A. I. Mincer,¹⁰⁷ B. Mindur,³⁷ M. Mineev,⁶⁴ Y. Ming,¹²⁹ L. M. Mir,¹¹ G. Mirabelli,^{131a} L. Miralles Verge,¹¹ A. Misiejuk,⁷⁵ J. Mitrevski,¹³⁶ G. Y. Mitrofanov,¹²⁷ V. A. Mitsou,¹⁶⁶ S. Mitsui,⁶⁵ P. S. Miyagawa,⁸¹ K. Miyazaki,⁶⁶ J. U. Mjörnmark,⁷⁸ T. Moa,^{145a,145b} P. Mockett,¹³⁷ S. Moed,⁵⁶ V. Moeller,²⁷ K. Mönig,⁴¹ N. Möser,²⁰ S. Mohapatra,¹⁴⁷ B. Mohn,¹³ W. Mohr,⁴⁷ S. Mohrdieck-Möck,⁹⁸ A. M. Moisseev,^{127,a} R. Moles-Valls,¹⁶⁶ J. Molina-Perez,²⁹ J. Monk,⁷⁶ E. Monnier,⁸² S. Montesano,^{88a,88b} F. Monticelli,⁶⁹ S. Monzani,^{19a,19b} R. W. Moore,² G. F. Moorhead,⁸⁵ C. Mora Herrera,⁴⁸ A. Moraes,⁵² A. Morais,^{123a,c} N. Morange,¹³⁵ J. Morel,⁵³ G. Morello,^{36a,36b} D. Moreno,⁸⁰ M. Moreno Llácer,¹⁶⁶ P. Morettini,^{49a} M. Morii,⁵⁶ J. Morin,⁷⁴ Y. Morita,⁶⁵ A. K. Morley,²⁹ G. Mornacchi,²⁹ M-C. Morone,⁴⁸ S. V. Morozov,⁹⁵ J. D. Morris,⁷⁴ L. Morvaj,¹⁰⁰ H. G. Moser,⁹⁸ M. Mosidze,⁵⁰ J. Moss,¹⁰⁸ R. Mount,¹⁴² E. Mountricha,¹³⁵ S. V. Mouraviev,⁹³ E. J. W. Moyse,⁸³ M. Mudrinic,^{12b} F. Mueller,^{57a} J. Mueller,¹²² K. Mueller,²⁰ T. A. Müller,⁹⁷ D. Muenstermann,²⁹ A. Muijs,¹⁰⁴ A. Muir,¹⁶⁷ Y. Munwes,¹⁵² K. Murakami,⁶⁵ W. J. Murray,¹²⁸ I. Mussche,¹⁰⁴ E. Musto,^{101a,101b} A. G. Myagkov,¹²⁷ M. Myska,¹²⁴ J. Nadal,¹¹ K. Nagai,¹⁵⁹ K. Nagano,⁶⁵ Y. Nagasaka,⁵⁹ A. M. Nairz,²⁹ Y. Nakahama,²⁹ K. Nakamura,¹⁵⁴ I. Nakano,¹⁰⁹ G. Nanava,²⁰ A. Napier,¹⁶⁰ M. Nash,^{76,d} N. R. Nation,²¹ T. Nattermann,²⁰ T. Naumann,⁴¹ G. Navarro,¹⁶¹ H. A. Neal,⁸⁶ E. Nebot,⁷⁹ P. Yu. Nechaeva,⁹³ A. Negri,^{118a,118b} G. Negri,²⁹ S. Nektarijevic,⁴⁸ S. Nelson,¹⁴² T. K. Nelson,¹⁴² S. Nemecek,¹²⁴ P. Nemethy,¹⁰⁷ A. A. Nepomuceno,^{23a} M. Nessi,^{29,v} S. Y. Nesterov,¹²⁰ M. S. Neubauer,¹⁶⁴ A. Neusiedl,⁸⁰ R. M. Neves,¹⁰⁷ P. Nevski,²⁴ P. R. Newman,¹⁷ V. Nguyen Thi Hong,¹³⁵ R. B. Nickerson,¹¹⁷ R. Nicolaidou,¹³⁵ L. Nicolas,¹³⁸ B. Nicquevert,²⁹ F. Niedercorn,¹¹⁴ J. Nielsen,¹³⁶ T. Niinikoski,²⁹ A. Nikiforov,¹⁵ V. Nikolaenko,¹²⁷ K. Nikolaev,⁶⁴ I. Nikolic-Audit,⁷⁷ K. Nikolics,⁴⁸ K. Nikolopoulos,²⁴ H. Nilsen,⁴⁷ P. Nilsson,⁷ Y. Ninomiya,¹⁵⁴ A. Nisati,^{131a} T. Nishiyama,⁶⁶ R. Nisius,⁹⁸ L. Nodulman,⁵ M. Nomachi,¹¹⁵ I. Nomidis,¹⁵³ M. Nordberg,²⁹ B. Nordkvist,^{145a,145b} P. R. Norton,¹²⁸ J. Novakova,¹²⁵ M. Nozaki,⁶⁵ M. Nožička,⁴¹ L. Nozka,¹¹² I. M. Nugent,^{158a} A.-E. Nuncio-Quiroz,²⁰ G. Nunes Hanninger,⁸⁵ T. Nunnemann,⁹⁷ E. Nurse,⁷⁶ T. Nyman,²⁹ B. J. O'Brien,⁴⁵ S. W. O'Neale,^{17,a} D. C. O'Neil,¹⁴¹ V. O'Shea,⁵² F. G. Oakham,^{28,f} H. Oberlack,⁹⁸ J. Ocariz,⁷⁷ A. Ochi,⁶⁶ S. Oda,¹⁵⁴ S. Odaka,⁶⁵ J. Odier,⁸² H. Ogren,⁶⁰ A. Oh,⁸¹ S. H. Oh,⁴⁴ C. C. Ohm,^{145a,145b} T. Ohshima,¹⁰⁰ H. Ohshita,¹³⁹ T. K. Ohska,⁶⁵ T. Ohsugi,⁵⁸ S. Okada,⁶⁶ H. Okawa,¹⁶² Y. Okumura,¹⁰⁰ T. Okuyama,¹⁵⁴ M. Olcese,^{49a}

- A. G. Olchevski,⁶⁴ M. Oliveira,^{123a,i} D. Oliveira Damazio,²⁴ E. Oliver Garcia,¹⁶⁶ D. Olivito,¹¹⁹ A. Olszewski,³⁸ J. Olszowska,³⁸ C. Omachi,⁶⁶ A. Onofre,^{123a,w} P. U. E. Onyisi,³⁰ C. J. Oram,^{158a} M. J. Oreglia,³⁰ Y. Oren,¹⁵² D. Orestano,^{133a,133b} I. Orlov,¹⁰⁶ C. Oropeza Barrera,⁵² R. S. Orr,¹⁵⁷ B. Osculati,^{49a,49b} R. Ospanov,¹¹⁹ C. Osuna,¹¹ G. Otero y Garzon,²⁶ J.P. Ottersbach,¹⁰⁴ M. Ouchrif,^{134d} F. Ould-Saada,¹¹⁶ A. Ouraou,¹³⁵ Q. Ouyang,^{32a} M. Owen,⁸¹ S. Owen,¹³⁸ O. K. Øye,¹³ V. E. Ozcan,^{18a} N. Ozturk,⁷ A. Pacheco Pages,¹¹ C. Padilla Aranda,¹¹ S. Pagan Griso,¹⁴ E. Paganis,¹³⁸ F. Paige,²⁴ K. Pajchel,¹¹⁶ S. Palestini,²⁹ D. Pallin,³³ A. Palma,^{123a,c} J. D. Palmer,¹⁷ Y. B. Pan,¹⁷¹ E. Panagiotopoulou,⁹ B. Panes,^{31a} N. Panikashvili,⁸⁶ S. Panitkin,²⁴ D. Pantea,^{25a} M. Panuskova,¹²⁴ V. Paolone,¹²² A. Papadelis,^{145a} Th.D. Papadopolou,⁹ A. Paramonov,⁵ W. Park,^{24,x} M. A. Parker,²⁷ F. Parodi,^{49a,49b} J. A. Parsons,³⁴ U. Parzefall,⁴⁷ E. Pasqualucci,^{131a} A. Passeri,^{133a} F. Pastore,^{133a,133b} Fr. Pastore,²⁹ G. Pásztor,^{48,y} S. Patariaia,¹⁷¹ N. Patel,¹⁴⁹ J. R. Pater,⁸¹ S. Patricelli,^{101a,101b} T. Pauly,²⁹ M. Pecsny,^{143a} M. I. Pedraza Morales,¹⁷¹ S. V. Peleganchuk,¹⁰⁶ H. Peng,¹⁷¹ R. Pengo,²⁹ A. Penson,³⁴ J. Penwell,⁶⁰ M. Perantoni,^{23a} K. Perez,^{34,u} T. Perez Cavalcanti,⁴¹ E. Perez Codina,¹¹ M. T. Pérez García-Estañ,¹⁶⁶ V. Perez Reale,³⁴ L. Perini,^{88a,88b} H. Pernegger,²⁹ R. Perrino,^{71a} P. Perrodo,⁴ S. Persema,^{3a} V. D. Peshekhonov,⁶⁴ K. Peters,²⁹ O. Peters,¹⁰⁴ B. A. Petersen,²⁹ J. Petersen,²⁹ T. C. Petersen,³⁵ E. Petit,⁸² A. Petridis,¹⁵³ C. Petridou,¹⁵³ E. Petrolo,^{131a} F. Petrucci,^{133a,133b} D. Petschull,⁴¹ M. Petteni,¹⁴¹ R. Pezoa,^{31b} A. Phan,⁸⁵ A. W. Phillips,²⁷ P. W. Phillips,¹²⁸ G. Piacquadio,²⁹ E. Piccaro,⁷⁴ M. Piccinini,^{19a,19b} A. Pickford,⁵² S. M. Piec,⁴¹ R. Piegaiia,²⁶ J. E. Pilcher,³⁰ A. D. Pilkington,⁸¹ J. Pina,^{123a,c} M. Pinamonti,^{163a,163c} A. Pinder,¹¹⁷ J. L. Pinfeld,² J. Ping,^{32c} B. Pinto,^{123a,c} O. Pirotte,²⁹ C. Pizio,^{88a,88b} R. Placakyte,⁴¹ M. Plamondon,¹⁶⁸ W. G. Plano,⁸¹ M.-A. Pleier,²⁴ A. V. Pleskach,¹²⁷ A. Poblaguev,²⁴ S. Poddar,^{57a} F. Podlyski,³³ L. Poggioli,¹¹⁴ T. Poghosyan,²⁰ M. Pohl,⁴⁸ F. Polci,⁵⁴ G. Polesello,^{118a} A. Policicchio,¹³⁷ A. Polini,^{19a} J. Poll,⁷⁴ V. Polychronakos,²⁴ D. M. Pomarede,¹³⁵ D. Pomeroy,²² K. Pommès,²⁹ L. Pontecorvo,^{131a} B. G. Pope,⁸⁷ G. A. Popeneciu,^{25a} D. S. Popovic,^{12a} A. Poppleton,²⁹ X. Portell Bueso,⁴⁷ R. Porter,¹⁶² C. Posch,²¹ G. E. Pospelov,⁹⁸ S. Pospisil,¹²⁶ I. N. Potrap,⁹⁸ C. J. Potter,¹⁴⁸ C. T. Potter,¹¹³ G. Poulard,²⁹ J. Poveda,¹⁷¹ R. Prabhu,⁷⁶ P. Pralavorio,⁸² S. Prasad,⁵⁶ R. Pravahan,⁷ S. Prell,⁶³ K. Pretzl,¹⁶ L. Pribyl,²⁹ D. Price,⁶⁰ L. E. Price,⁵ M. J. Price,²⁹ P. M. Prichard,⁷² D. Prieur,¹²² M. Primavera,^{71a} K. Prokofiev,¹⁰⁷ F. Prokoshin,^{31b} S. Protopopescu,²⁴ J. Proudfoot,⁵ X. Prudent,⁴³ H. Przysiezniak,⁴ S. Psoroulas,²⁰ E. Ptacek,¹¹³ J. Purdham,⁸⁶ M. Purohit,^{24,x} P. Puzo,¹¹⁴ Y. Pylypchenko,¹¹⁶ J. Qian,⁸⁶ Z. Qian,⁸² Z. Qin,⁴¹ A. Quadt,⁵³ D. R. Quarrie,¹⁴ W. B. Quayle,¹⁷¹ F. Quinonez,^{31a} M. Raas,¹⁰³ V. Radescu,^{57b} B. Radics,²⁰ T. Rador,^{18a} F. Ragusa,^{88a,88b} G. Rahal,¹⁷⁶ A. M. Rahimi,¹⁰⁸ D. Rahm,²⁴ S. Rajagopalan,²⁴ M. Rammensee,⁴⁷ M. Rammes,¹⁴⁰ M. Ramstedt,^{145a,145b} K. Randrianarivony,²⁸ P. N. Ratoff,⁷⁰ F. Rauscher,⁹⁷ E. Rauter,⁹⁸ M. Raymond,²⁹ A. L. Read,¹¹⁶ D. M. Rebutzi,^{118a,118b} A. Redelbach,¹⁷² G. Redlinger,²⁴ R. Reece,¹¹⁹ K. Reeves,⁴⁰ A. Reichold,¹⁰⁴ E. Reinherz-Aronis,¹⁵² A. Reinsch,¹¹³ I. Reisinger,⁴² D. Reljic,^{12a} C. Rembser,²⁹ Z. L. Ren,¹⁵⁰ A. Renaud,¹¹⁴ P. Renkel,³⁹ M. Rescigno,^{131a} S. Resconi,^{88a} B. Resende,¹³⁵ P. Reznicek,⁹⁷ R. Rezvani,¹⁵⁷ A. Richards,⁷⁶ R. Richter,⁹⁸ E. Richter-Was,^{38,z} M. Ridel,⁷⁷ S. Rieke,⁸⁰ M. Rijpstra,¹⁰⁴ M. Rijssenbeek,¹⁴⁷ A. Rimoldi,^{118a,118b} L. Rinaldi,^{19a} R. R. Rios,³⁹ I. Riu,¹¹ G. Rivoltella,^{88a,88b} F. Rizatdinova,¹¹¹ E. Rizvi,⁷⁴ S. H. Robertson,^{84,k} A. Robichaud-Veronneau,⁴⁸ D. Robinson,²⁷ J. E. M. Robinson,⁷⁶ M. Robinson,¹¹³ A. Robson,⁵² J. G. Rocha de Lima,¹⁰⁵ C. Roda,^{121a,121b} D. Roda Dos Santos,²⁹ S. Rodier,⁷⁹ D. Rodriguez,¹⁶¹ A. Roe,⁵³ S. Roe,²⁹ O. Røhne,¹¹⁶ V. Rojo,¹ S. Rolli,¹⁶⁰ A. Romaniouk,⁹⁵ V. M. Romanov,⁶⁴ G. Romeo,²⁶ D. Romero Maltrana,^{31a} L. Roos,⁷⁷ E. Ros,¹⁶⁶ S. Rosati,^{131a,131b} K. Rosbach,⁴⁸ M. Rose,⁷⁵ G. A. Rosenbaum,¹⁵⁷ E. I. Rosenberg,⁶³ P. L. Rosendahl,¹³ L. Rosselet,⁴⁸ V. Rossetti,¹¹ E. Rossi,^{101a,101b} L. P. Rossi,^{49a} L. Rossi,^{88a,88b} M. Rotaru,^{25a} I. Roth,¹⁷⁰ J. Rothberg,¹³⁷ D. Rousseau,¹¹⁴ C. R. Royon,¹³⁵ A. Rozanov,⁸² Y. Rozen,¹⁵¹ X. Ruan,¹¹⁴ I. Rubinskiy,⁴¹ B. Ruckert,⁹⁷ N. Ruckstuhl,¹⁰⁴ V. I. Rud,⁹⁶ C. Rudolph,⁴³ G. Rudolph,⁶¹ F. Rühr,⁶ F. Ruggieri,^{133a,133b} A. Ruiz-Martinez,⁶³ E. Rulikowska-Zarebska,³⁷ V. Rumiantsev,^{90,a} L. Rummyantsev,⁶⁴ K. Runge,⁴⁷ O. Runolfsson,²⁰ Z. Rurikova,⁴⁷ N. A. Rusakovich,⁶⁴ D. R. Rust,⁶⁰ J. P. Rutherford,⁶ C. Ruwiedel,¹⁴ P. Ruzicka,¹²⁴ Y. F. Ryabov,¹²⁰ V. Ryadovikov,¹²⁷ P. Ryan,⁸⁷ M. Rybar,¹²⁵ G. Rybkin,¹¹⁴ N. C. Ryder,¹¹⁷ S. Rzaeva,¹⁰ A. F. Saavedra,¹⁴⁹ I. Sadeh,¹⁵² H. F. W. Sadrozinski,¹³⁶ R. Sadykov,⁶⁴ F. Safai Tehrani,^{131a,131b} H. Sakamoto,¹⁵⁴ G. Salamanna,⁷⁴ A. Salamon,^{132a} M. Saleem,¹¹⁰ D. Salihagic,⁹⁸ A. Salnikov,¹⁴² J. Salt,¹⁶⁶ B. M. Salvachua Ferrando,⁵ D. Salvatore,^{36a,36b} F. Salvatore,¹⁴⁸ A. Salvucci,¹⁰³ A. Salzburger,²⁹ D. Sampsonidis,¹⁵³ B. H. Samset,¹¹⁶ A. Sanchez,^{101a,101b} H. Sandaker,¹³ H. G. Sander,⁸⁰ M. P. Sanders,⁹⁷ M. Sandhoff,¹⁷³ T. Sandoval,²⁷ R. Sandstroem,⁹⁸ S. Sandvoss,¹⁷³ D. P. C. Sankey,¹²⁸ A. Sansoni,⁴⁶ C. Santamarina Rios,⁸⁴ C. Santoni,³³ R. Santonico,^{132a,132b} H. Santos,^{123a} J. G. Saraiva,^{123a,c} T. Sarangi,¹⁷¹ E. Sarkisyan-Grinbaum,⁷ F. Sarri,^{121a,121b} G. Sartisohn,¹⁷³ O. Sasaki,⁶⁵ T. Sasaki,⁶⁵ N. Sasao,⁶⁷ I. Satsounkevitch,⁸⁹ G. Sauvage,⁴ E. Sauvan,⁴ J. B. Sauvan,¹¹⁴ P. Savard,^{157,f} V. Savinov,¹²² D. O. Savu,²⁹

P. Savva,⁹ L. Sawyer,^{24,m} D. H. Saxon,⁵² L. P. SAYS,³³ C. Sbarra,^{19a,19b} A. Sbrizzi,^{19a,19b} O. Scallan,⁹²
D. A. Scannicchio,¹⁶² J. Schaarschmidt,¹¹⁴ P. Schacht,⁹⁸ U. Schäfer,⁸⁰ S. Schaepe,²⁰ S. Schaezel,^{57b}
A. C. Schaffer,¹¹⁴ D. Schaile,⁹⁷ R. D. Schamberger,¹⁴⁷ A. G. Schamov,¹⁰⁶ V. Scharf,^{57a} V. A. Schegelsky,¹²⁰
D. Scheirich,⁸⁶ M. Schernau,¹⁶² M. I. Scherzer,¹⁴ C. Schiavi,^{49a,49b} J. Schieck,⁹⁷ M. Schioppa,^{36a,36b} S. Schlenker,²⁹
J. L. Schlereth,⁵ E. Schmidt,⁴⁷ K. Schmieden,²⁰ C. Schmitt,⁸⁰ S. Schmitt,^{57b} M. Schmitz,²⁰ A. Schöning,^{57b}
M. Schott,²⁹ D. Schouten,¹⁴¹ J. Schovancova,¹²⁴ M. Schram,⁸⁴ C. Schroeder,⁸⁰ N. Schroer,^{57c} S. Schuh,²⁹
G. Schuler,²⁹ J. Schultes,¹⁷³ H.-C. Schultz-Coulon,^{57a} H. Schulz,¹⁵ J. W. Schumacher,²⁰ M. Schumacher,⁴⁷
B. A. Schumm,¹³⁶ Ph. Schune,¹³⁵ C. Schwanenberger,⁸¹ A. Schwartzman,¹⁴² Ph. Schwemling,⁷⁷ R. Schwienhorst,⁸⁷
R. Schwierz,⁴³ J. Schwindling,¹³⁵ T. Schwindt,²⁰ W. G. Scott,¹²⁸ J. Searcy,¹¹³ E. Sedykh,¹²⁰ E. Segura,¹¹
S. C. Seidel,¹⁰² A. Seiden,¹³⁶ F. Seifert,⁴³ J. M. Seixas,^{23a} G. Sekhniaidze,^{101a} D. M. Seliverstov,¹²⁰ B. Sellden,^{145a}
G. Sellers,⁷² M. Seman,^{143b} N. Semprini-Cesari,^{19a,19b} C. Serfon,⁹⁷ L. Serin,¹¹⁴ R. Seuster,⁹⁸ H. Severini,¹¹⁰
M. E. Sevir,⁸⁵ A. Sfyrla,²⁹ E. Shabalina,⁵³ M. Shamim,¹¹³ L. Y. Shan,^{32a} J. T. Shank,²¹ Q. T. Shao,⁸⁵ M. Shapiro,¹⁴
P. B. Shatalov,⁹⁴ L. Shaver,⁶ C. Shaw,⁵² K. Shaw,^{163a,163c} D. Sherman,¹⁷⁴ P. Sherwood,⁷⁶ A. Shibata,¹⁰⁷ H. Shichi,¹⁰⁰
S. Shimizu,²⁹ M. Shimojima,⁹⁹ T. Shin,⁵⁵ A. Shmeleva,⁹³ M. J. Shochet,³⁰ D. Short,¹¹⁷ M. A. Shupe,⁶ P. Sicho,¹²⁴
A. Sidoti,^{131a,131b} A. Siebel,¹⁷³ F. Siegert,⁴⁷ J. Siegrist,¹⁴ Dj. Sijacki,^{12a} O. Silbert,¹⁷⁰ J. Silva,^{123a,c} Y. Silver,¹⁵²
D. Silverstein,¹⁴² S. B. Silverstein,^{145a} V. Simak,¹²⁶ O. Simard,¹³⁵ Lj. Simic,^{12a} S. Simion,¹¹⁴ B. Simmons,⁷⁶
M. Simonyan,³⁵ P. Sinervo,¹⁵⁷ N. B. Sinev,¹¹³ V. Sipica,¹⁴⁰ G. Siragusa,¹⁷² A. N. Sisakyan,⁶⁴ S. Yu. Sivoklokov,⁹⁶
J. Sjölin,^{145a,145b} T. B. Sjursen,¹³ L. A. Skinnari,¹⁴ K. Skovpen,¹⁰⁶ P. Skubic,¹¹⁰ N. Skvorodnev,²² M. Slater,¹⁷
T. Slavicek,¹²⁶ K. Sliwa,¹⁶⁰ T. J. Sloan,⁷⁰ J. Sloper,²⁹ V. Smakhtin,¹⁷⁰ S. Yu. Smirnov,⁹⁵ L. N. Smirnova,⁹⁶
O. Smirnova,⁷⁸ B. C. Smith,⁵⁶ D. Smith,¹⁴² K. M. Smith,⁵² M. Smizanska,⁷⁰ K. Smolek,¹²⁶ A. A. Snesarev,⁹³
S. W. Snow,⁸¹ J. Snow,¹¹⁰ J. Snuverink,¹⁰⁴ S. Snyder,²⁴ M. Soares,^{123a} R. Sobie,^{168,k} J. Sodomka,¹²⁶ A. Soffer,¹⁵²
C. A. Solans,¹⁶⁶ M. Solar,¹²⁶ J. Solc,¹²⁶ E. Soldatov,⁹⁵ U. Soldevila,¹⁶⁶ E. Solfaroli Camillocci,^{131a,131b}
A. A. Solodkov,¹²⁷ O. V. Solovyanov,¹²⁷ J. Sondericker,²⁴ N. Soni,² V. Sopko,¹²⁶ B. Sopko,¹²⁶ M. Sorbi,^{88a,88b}
M. Sosebee,⁷ A. Soukharev,¹⁰⁶ S. Spagnolo,^{71a,71b} F. Spanò,³⁴ R. Spighi,^{19a} G. Spigo,²⁹ F. Spila,^{131a,131b}
E. Spiriti,^{133a} R. Spiwox,²⁹ M. Spousta,¹²⁵ T. Spreitzer,¹⁵⁷ B. Spurlock,⁷ R. D. St. Denis,⁵² T. Stahl,¹⁴⁰
J. Stahlman,¹¹⁹ R. Stamen,^{57a} E. Stanecka,²⁹ R. W. Stanek,⁵ C. Stanescu,^{133a} S. Stapnes,¹¹⁶ E. A. Starchenko,¹²⁷
J. Stark,⁵⁴ P. Staroba,¹²⁴ P. Starovoitov,⁹⁰ A. Staude,⁹⁷ P. Stavina,^{143a} G. Stavropoulos,¹⁴ G. Steele,⁵² P. Steinbach,⁴³
P. Steinberg,²⁴ I. Stekl,¹²⁶ B. Stelzer,¹⁴¹ H. J. Stelzer,⁴¹ O. Stelzer-Chilton,^{158a} H. Stenzel,⁵¹ K. Stevenson,⁷⁴
G. A. Stewart,²⁹ J. A. Stillings,²⁰ T. Stockmanns,²⁰ M. C. Stockton,²⁹ K. Stoerig,⁴⁷ G. Stoicica,^{25a} S. Stonjek,⁹⁸
P. Strachota,¹²⁵ A. R. Stradling,⁷ A. Straessner,⁴³ J. Strandberg,¹⁴⁶ S. Strandberg,^{145a,145b} A. Strandlie,¹¹⁶
M. Strang,¹⁰⁸ E. Strauss,¹⁴² M. Strauss,¹¹⁰ P. Strizenec,^{143b} R. Ströhmer,¹⁷² D. M. Strom,¹¹³ J. A. Strong,^{75,a}
R. Stroynowski,³⁹ J. Strube,¹²⁸ B. Stugu,¹³ I. Stumer,^{24,a} J. Stupak,¹⁴⁷ P. Sturm,¹⁷³ D. A. Soh,^{150,r} D. Su,¹⁴²
H. S. Subramania,² A. Succurro,¹¹ Y. Sugaya,¹¹⁵ T. Sugimoto,¹⁰⁰ C. Suhr,¹⁰⁵ K. Suita,⁶⁶ M. Suk,¹²⁵ V. V. Sulin,⁹³
S. Sultansoy,^{3d} T. Sumida,²⁹ X. Sun,⁵⁴ J. E. Sundermann,⁴⁷ K. Suruliz,¹³⁸ S. Sushkov,¹¹ G. Susinno,^{36a,36b}
M. R. Sutton,¹⁴⁸ Y. Suzuki,⁶⁵ M. Svatos,¹²⁴ Yu. M. Sviridov,¹²⁷ S. Swedish,¹⁶⁷ I. Sykora,^{143a} T. Sykora,¹²⁵
B. Szeless,²⁹ J. Sánchez,¹⁶⁶ D. Ta,¹⁰⁴ K. Tackmann,⁴¹ A. Taffard,¹⁶² R. Tafirout,^{158a} A. Taga,¹¹⁶ N. Taiblum,¹⁵²
Y. Takahashi,¹⁰⁰ H. Takai,²⁴ R. Takashima,⁶⁸ H. Takeda,⁶⁶ T. Takeshita,¹³⁹ M. Talby,⁸² A. Talyshev,¹⁰⁶
M. C. Tamsett,²⁴ J. Tanaka,¹⁵⁴ R. Tanaka,¹¹⁴ S. Tanaka,¹³⁰ S. Tanaka,⁶⁵ Y. Tanaka,⁹⁹ K. Tani,⁶⁶ N. Tannoury,⁸²
G. P. Tappern,²⁹ S. Tapprogge,⁸⁰ D. Tardif,¹⁵⁷ S. Tarem,¹⁵¹ F. Tarrade,²⁴ G. F. Tartarelli,^{88a} P. Tas,¹²⁵ M. Tasevsky,¹²⁴
E. Tassi,^{36a,36b} M. Tatarkhanov,¹⁴ C. Taylor,⁷⁶ F. E. Taylor,⁹¹ G. N. Taylor,⁸⁵ W. Taylor,^{158b}
M. Teixeira Dias Castanheira,⁷⁴ P. Teixeira-Dias,⁷⁵ K. K. Temming,⁴⁷ H. Ten Kate,²⁹ P. K. Teng,¹⁵⁰ S. Terada,⁶⁵
K. Terashi,¹⁵⁴ J. Terron,⁷⁹ M. Terwort,^{41,p} M. Testa,⁴⁶ R. J. Teuscher,^{157,k} J. Thadome,¹⁷³ J. Therhaag,²⁰
T. Theveneaux-Pelzer,⁷⁷ M. Thioye,¹⁷⁴ S. Thoma,⁴⁷ J. P. Thomas,¹⁷ E. N. Thompson,⁸³ P. D. Thompson,¹⁷
P. D. Thompson,¹⁵⁷ A. S. Thompson,⁵² E. Thomson,¹¹⁹ M. Thomson,²⁷ R. P. Thun,⁸⁶ T. Tic,¹²⁴ V. O. Tikhomirov,⁹³
Y. A. Tikhonov,¹⁰⁶ C. J. W. P. Timmermans,¹⁰³ P. Tipton,¹⁷⁴ F. J. Tique Aires Viegas,²⁹ S. Tisserant,⁸² J. Tobias,⁴⁷
B. Toczec,³⁷ T. Todorov,⁴ S. Todorova-Nova,¹⁶⁰ B. Toggerson,¹⁶² J. Tojo,⁶⁵ S. Tokár,^{143a} K. Tokunaga,⁶⁶
K. Tokushuku,⁶⁵ K. Tollefson,⁸⁷ M. Tomoto,¹⁰⁰ L. Tompkins,¹⁴ K. Toms,¹⁰² G. Tong,^{32a} A. Tonoyan,¹³ C. Topfel,¹⁶
N. D. Topilin,⁶⁴ I. Torchiani,²⁹ E. Torrence,¹¹³ H. Torres,⁷⁷ E. Torró Pastor,¹⁶⁶ J. Toth,^{82,y} F. Touchard,⁸²
D. R. Tovey,¹³⁸ D. Traynor,⁷⁴ T. Trefzger,¹⁷² L. Tremblet,²⁹ A. Tricoli,²⁹ I. M. Trigger,^{158a} S. Trincaz-Duvold,⁷⁷
T. N. Trinh,⁷⁷ M. F. Tripijana,⁶⁹ W. Trischuk,¹⁵⁷ A. Trivedi,^{24,x} B. Trocmé,⁵⁴ C. Troncon,^{88a} M. Trottier-McDonald,¹⁴¹
A. Trzupek,³⁸ C. Tsarouchas,²⁹ J. C.-L. Tseng,¹¹⁷ M. Tsiakiris,¹⁰⁴ P. V. Tsiarehka,⁸⁹ D. Tsiou,⁴ G. Tsipolitis,⁹

V. Tsiskaridze,⁴⁷ E. G. Tskhadadze,⁵⁰ I. I. Tsukerman,⁹⁴ V. Tsulaia,¹⁴ J.-W. Tsung,²⁰ S. Tsuno,⁶⁵ D. Tsybychev,¹⁴⁷ A. Tua,¹³⁸ J. M. Tuggle,³⁰ M. Turala,³⁸ D. Turecek,¹²⁶ I. Turk Cakir,^{3e} E. Turlay,¹⁰⁴ R. Turra,^{88a,88b} P. M. Tuts,³⁴ A. Tykhonov,⁷³ M. Tylmad,^{145a,145b} M. Tyndel,¹²⁸ H. Tyrvaainen,²⁹ G. Tzanakos,⁸ K. Uchida,²⁰ I. Ueda,¹⁵⁴ R. Ueno,²⁸ M. Uglan,¹³ M. Uhlenbrock,²⁰ M. Uhrmacher,⁵³ F. Ukegawa,¹⁵⁹ G. Unal,²⁹ D. G. Underwood,⁵ A. Undrus,²⁴ G. Unel,¹⁶² Y. Unno,⁶⁵ D. Urbaniec,³⁴ E. Urkovsky,¹⁵² P. Urrejola,^{31a} G. Usai,⁷ M. Uslenghi,^{118a,118b} L. Vacavant,⁸² V. Vacek,¹²⁶ B. Vachon,⁸⁴ S. Vahsen,¹⁴ J. Valenta,¹²⁴ P. Valente,^{131a} S. Valentinetti,^{19a,19b} S. Valkar,¹²⁵ E. Valladolid Gallego,¹⁶⁶ S. Vallecorsa,¹⁵¹ J. A. Valls Ferrer,¹⁶⁶ H. van der Graaf,¹⁰⁴ E. van der Kraaij,¹⁰⁴ R. Van Der Leeuw,¹⁰⁴ E. van der Poel,¹⁰⁴ D. van der Ster,²⁹ B. Van Eijk,¹⁰⁴ N. van Eldik,⁸³ P. van Gemmeren,⁵ Z. van Kesteren,¹⁰⁴ I. van Vulpen,¹⁰⁴ W. Vandelli,²⁹ G. Vandoni,²⁹ A. Vaniachine,⁵ P. Vankov,⁴¹ F. Vannucci,⁷⁷ F. Varela Rodriguez,²⁹ R. Vari,^{131a} E. W. Varnes,⁶ D. Varouchas,¹⁴ A. Vartapetian,⁷ K. E. Varvell,¹⁴⁹ V. I. Vassilakopoulos,⁵⁵ F. Vazeille,³³ G. Vegni,^{88a,88b} J. J. Veillet,¹¹⁴ C. Vellidis,⁸ F. Veloso,^{123a} R. Veness,²⁹ S. Veneziano,^{131a} A. Ventura,^{71a,71b} D. Ventura,¹³⁷ M. Venturi,⁴⁷ N. Venturi,¹⁶ V. Vercesi,^{118a} M. Verducci,¹³⁷ W. Verkerke,¹⁰⁴ J. C. Vermeulen,¹⁰⁴ A. Vest,⁴³ M. C. Vetterli,^{141,f} I. Vichou,¹⁶⁴ T. Vickey,^{144b,aa} G. H. A. Viehhauser,¹¹⁷ S. Viel,¹⁶⁷ M. Villa,^{19a,19b} M. Villaplana Perez,¹⁶⁶ E. Vilucchi,⁴⁶ M. G. Vincter,²⁸ E. Vinek,²⁹ V. B. Vinogradov,⁶⁴ M. Virchoux,^{135,a} J. Virzi,¹⁴ O. Vitells,¹⁷⁰ M. Viti,⁴¹ I. Vivarelli,⁴⁷ F. Vives Vaque,¹¹ S. Vlachos,⁹ M. Vlasak,¹²⁶ N. Vlasov,²⁰ A. Vogel,²⁰ P. Vokac,¹²⁶ G. Volpi,⁴⁶ M. Volpi,⁸⁵ G. Volpini,^{88a} H. von der Schmitt,⁹⁸ J. von Loeben,⁹⁸ H. von Radziewski,⁴⁷ E. von Toerne,²⁰ V. Vorobel,¹²⁵ A. P. Vorobiev,¹²⁷ V. Vorwerk,¹¹ M. Vos,¹⁶⁶ R. Voss,²⁹ T. T. Voss,¹⁷³ J. H. Vosseveld,⁷² N. Vranjes,^{12a} M. Vranjes Milosavljevic,^{12a} V. Vrba,¹²⁴ M. Vreeswijk,¹⁰⁴ T. Vu Anh,⁸⁰ R. Vuillermet,²⁹ I. Vukotic,¹¹⁴ W. Wagner,¹⁷³ P. Wagner,¹¹⁹ H. Wahlen,¹⁷³ J. Wakabayashi,¹⁰⁰ J. Walbersloh,⁴² S. Walch,⁸⁶ J. Walder,⁷⁰ R. Walker,⁹⁷ W. Walkowiak,¹⁴⁰ R. Wall,¹⁷⁴ P. Waller,⁷² C. Wang,⁴⁴ H. Wang,¹⁷¹ H. Wang,^{32b,bb} J. Wang,¹⁵⁰ J. Wang,^{32d} J. C. Wang,¹³⁷ R. Wang,¹⁰² S. M. Wang,¹⁵⁰ A. Warburton,⁸⁴ C. P. Ward,²⁷ M. Warsinsky,⁴⁷ P. M. Watkins,¹⁷ A. T. Watson,¹⁷ M. F. Watson,¹⁷ G. Watts,¹³⁷ S. Watts,⁸¹ A. T. Waugh,¹⁴⁹ B. M. Waugh,⁷⁶ J. Weber,⁴² M. Weber,¹²⁸ M. S. Weber,¹⁶ P. Weber,⁵³ A. R. Weidberg,¹¹⁷ P. Weigell,⁹⁸ J. Weingarten,⁵³ C. Weiser,⁴⁷ H. Wellenstein,²² P. S. Wells,²⁹ M. Wen,⁴⁶ T. Wenaus,²⁴ S. Wendler,¹²² Z. Weng,^{150,r} T. Wengler,²⁹ S. Wenig,²⁹ N. Wermes,²⁰ M. Werner,⁴⁷ P. Werner,²⁹ M. Werth,¹⁶² M. Wessels,^{57a} C. Weydert,⁵⁴ K. Whalen,²⁸ S. J. Wheeler-Ellis,¹⁶² S. P. Whitaker,²¹ A. White,⁷ M. J. White,⁸⁵ S. White,²⁴ S. R. Whitehead,¹¹⁷ D. Whiteson,¹⁶² D. Whittington,⁶⁰ F. Wicek,¹¹⁴ D. Wicke,¹⁷³ F. J. Wickens,¹²⁸ W. Wiedenmann,¹⁷¹ M. Wielers,¹²⁸ P. Wienemann,²⁰ C. Wiglesworth,⁷⁴ L. A. M. Wiik,⁴⁷ P. A. Wijeratne,⁷⁶ A. Wildauer,¹⁶⁶ M. A. Wildt,^{41,p} I. Wilhelm,¹²⁵ H. G. Wilkens,²⁹ J. Z. Will,⁹⁷ E. Williams,³⁴ H. H. Williams,¹¹⁹ W. Willis,³⁴ S. Willocq,⁸³ J. A. Wilson,¹⁷ M. G. Wilson,¹⁴² A. Wilson,⁸⁶ I. Wingerter-Seez,⁴ S. Winkelmann,⁴⁷ F. Winklmeier,²⁹ M. Wittgen,¹⁴² M. W. Wolter,³⁸ H. Wolters,^{123a,i} G. Wooden,¹¹⁷ B. K. Wosiek,³⁸ J. Wotschack,²⁹ M. J. Woudstra,⁸³ K. Wraight,⁵² C. Wright,⁵² B. Wrona,⁷² S. L. Wu,¹⁷¹ X. Wu,⁴⁸ Y. Wu,^{32b,cc} E. Wulf,³⁴ R. Wunstorf,⁴² B. M. Wynne,⁴⁵ L. Xaplanteris,⁹ S. Xella,³⁵ S. Xie,⁴⁷ Y. Xie,^{32a} C. Xu,^{32b,dd} D. Xu,¹³⁸ G. Xu,^{32a} B. Yabsley,¹⁴⁹ M. Yamada,⁶⁵ A. Yamamoto,⁶⁵ K. Yamamoto,⁶³ S. Yamamoto,¹⁵⁴ T. Yamamura,¹⁵⁴ J. Yamaoka,⁴⁴ T. Yamazaki,¹⁵⁴ Y. Yamazaki,⁶⁶ Z. Yan,²¹ H. Yang,⁸⁶ U. K. Yang,⁸¹ Y. Yang,⁶⁰ Y. Yang,^{32a} Z. Yang,^{145a,145b} S. Yanush,⁹⁰ W.-M. Yao,¹⁴ Y. Yao,¹⁴ Y. Yasu,⁶⁵ G. V. Ybeles Smit,¹²⁹ J. Ye,³⁹ S. Ye,²⁴ M. Yilmaz,^{3c} R. Yoosofmiya,¹²² K. Yorita,¹⁶⁹ R. Yoshida,⁵ C. Young,¹⁴² S. Youssef,²¹ D. Yu,²⁴ J. Yu,⁷ J. Yu,^{32c,dd} L. Yuan,^{32a,ee} A. Yurkewicz,¹⁴⁷ V. G. Zaets,¹²⁷ R. Zaidan,⁶² A. M. Zaitsev,¹²⁷ Z. Zajacova,²⁹ Yo.K. Zalite,¹²⁰ L. Zanello,^{131a,131b} P. Zarzhitsky,³⁹ A. Zaytsev,¹⁰⁶ C. Zeitnitz,¹⁷³ M. Zeller,¹⁷⁴ A. Zemla,³⁸ C. Zender,²⁰ A. V. Zenin,¹²⁷ O. Zenin,¹²⁷ T. Ženiš,^{143a} Z. Zenonos,^{121a,121b} S. Zenz,¹⁴ D. Zerwas,¹¹⁴ G. Zevi della Porta,⁵⁶ Z. Zhan,^{32d} D. Zhang,^{32b,bb} H. Zhang,⁸⁷ J. Zhang,⁵ X. Zhang,^{32d} Z. Zhang,¹¹⁴ L. Zhao,¹⁰⁷ T. Zhao,¹³⁷ Z. Zhao,^{32b} A. Zhemchugov,⁶⁴ S. Zheng,^{32a} J. Zhong,^{150,ff} B. Zhou,⁸⁶ N. Zhou,¹⁶² Y. Zhou,¹⁵⁰ C. G. Zhu,^{32d} H. Zhu,⁴¹ J. Zhu,⁸⁶ Y. Zhu,¹⁷¹ X. Zhuang,⁹⁷ V. Zhuravlov,⁹⁸ D. Zieminska,⁶⁰ R. Zimmermann,²⁰ S. Zimmermann,²⁰ S. Zimmermann,⁴⁷ M. Ziolkowski,¹⁴⁰ R. Zitoun,⁴ L. Živković,³⁴ V. V. Zmouchko,^{127,a} G. Zobernig,¹⁷¹ A. Zoccoli,^{19a,19b} Y. Zolnierowski,⁴ A. Zsenei,²⁹ M. zur Nedden,¹⁵ V. Zutshi,¹⁰⁵ and L. Zwalinski²⁹

(ATLAS Collaboration)

¹University at Albany, Albany, New York, USA²Department of Physics, University of Alberta, Edmonton, Alberta, Canada^{3a}Department of Physics, Ankara University, Ankara, Turkey^{3b}Department of Physics, Dumlupinar University, Kutahya, Turkey

- ^{3c}Department of Physics, Gazi University, Ankara, Turkey
- ^{3d}Division of Physics, TOBB University of Economics and Technology, Ankara, Turkey
- ^{3e}Turkish Atomic Energy Authority, Ankara, Turkey
- ⁴LAPP, CNRS/IN2P3 and Université de Savoie, Annecy-le-Vieux, France
- ⁵High Energy Physics Division, Argonne National Laboratory, Argonne, Illinois, USA
- ⁶Department of Physics, University of Arizona, Tucson, Arizona, USA
- ⁷Department of Physics, The University of Texas at Arlington, Arlington, Texas, USA
- ⁸Physics Department, University of Athens, Athens, Greece
- ⁹Physics Department, National Technical University of Athens, Zografou, Greece
- ¹⁰Institute of Physics, Azerbaijan Academy of Sciences, Baku, Azerbaijan
- ¹¹Institut de Física d'Altes Energies and Departament de Física de la Universitat Autònoma de Barcelona and ICREA, Barcelona, Spain
- ^{12a}Institute of Physics, University of Belgrade, Belgrade, Serbia
- ^{12b}Vinca Institute of Nuclear Sciences, Belgrade, Serbia
- ¹³Department for Physics and Technology, University of Bergen, Bergen, Norway
- ¹⁴Physics Division, Lawrence Berkeley National Laboratory and University of California, Berkeley, California, USA
- ¹⁵Department of Physics, Humboldt University, Berlin, Germany
- ¹⁶Albert Einstein Center for Fundamental Physics and Laboratory for High Energy Physics, University of Bern, Bern, Switzerland
- ¹⁷School of Physics and Astronomy, University of Birmingham, Birmingham, United Kingdom
- ^{18a}Department of Physics, Bogazici University, Istanbul, Turkey
- ^{18b}Division of Physics, Dogus University, Istanbul, Turkey
- ^{18c}Department of Physics Engineering, Gaziantep University, Gaziantep, Turkey
- ^{18d}Department of Physics, Istanbul Technical University, Istanbul, Turkey
- ^{19a}INFN Sezione di Bologna, Italy
- ^{19b}Dipartimento di Fisica, Università di Bologna, Bologna, Italy
- ²⁰Physikalisches Institut, University of Bonn, Bonn, Germany
- ²¹Department of Physics, Boston University, Boston, Massachusetts, USA
- ²²Department of Physics, Brandeis University, Waltham, Massachusetts, USA
- ^{23a}Universidade Federal do Rio De Janeiro COPPE/EE/IF, Rio de Janeiro, Brazil
- ^{23b}Instituto de Física, Universidade de Sao Paulo, Sao Paulo, Brazil
- ²⁴Physics Department, Brookhaven National Laboratory, Upton, New York, USA
- ^{25a}National Institute of Physics and Nuclear Engineering, Bucharest, Romania
- ^{25b}University Politehnica Bucharest, Bucharest, Romania
- ^{25c}West University in Timisoara, Timisoara, Romania
- ²⁶Departamento de Física, Universidad de Buenos Aires, Buenos Aires, Argentina
- ²⁷Cavendish Laboratory, University of Cambridge, Cambridge, United Kingdom
- ²⁸Department of Physics, Carleton University, Ottawa, Ontario, Canada
- ²⁹CERN, Geneva, Switzerland
- ³⁰Enrico Fermi Institute, University of Chicago, Chicago, Illinois, USA
- ^{31a}Departamento de Física, Pontificia Universidad Católica de Chile, Santiago, Chile
- ^{31b}Departamento de Física, Universidad Técnica Federico Santa María, Valparaíso, Chile
- ^{32a}Institute of High Energy Physics, Chinese Academy of Sciences, Beijing, China
- ^{32b}Department of Modern Physics, University of Science and Technology of China, Anhui, China
- ^{32c}Department of Physics, Nanjing University, Jiangsu, China
- ^{32d}High Energy Physics Group, Shandong University, Shandong, China
- ³³Laboratoire de Physique Corpusculaire, Clermont Université and Université Blaise Pascal and CNRS/IN2P3, Aubiere Cedex, France
- ³⁴Nevis Laboratory, Columbia University, Irvington, New York, USA
- ³⁵Niels Bohr Institute, University of Copenhagen, Kobenhavn, Denmark
- ^{36a}INFN Gruppo Collegato di Cosenza, Italy
- ^{36b}Dipartimento di Fisica, Università della Calabria, Arcavata di Rende, Italy
- ³⁷Faculty of Physics and Applied Computer Science, AGH-University of Science and Technology, Krakow, Poland
- ³⁸The Henryk Niewodniczanski Institute of Nuclear Physics, Polish Academy of Sciences, Krakow, Poland
- ³⁹Physics Department, Southern Methodist University, Dallas, Texas, USA
- ⁴⁰Physics Department, University of Texas at Dallas, Richardson, Texas, USA
- ⁴¹DESY, Hamburg and Zeuthen, Germany
- ⁴²Institut für Experimentelle Physik IV, Technische Universität Dortmund, Dortmund, Germany
- ⁴³Institut für Kern- und Teilchenphysik, Technical University Dresden, Dresden, Germany
- ⁴⁴Department of Physics, Duke University, Durham, North Carolina, USA
- ⁴⁵SUPA - School of Physics and Astronomy, University of Edinburgh, Edinburgh, United Kingdom
- ⁴⁶INFN Laboratori Nazionali di Frascati, Frascati, Italy

- ⁴⁷*Fakultät für Mathematik und Physik, Albert-Ludwigs-Universität, Freiburg i.Br., Germany*
- ⁴⁸*Section de Physique, Université de Genève, Geneva, Switzerland*
- ^{49a}*INFN Sezione di Genova, Italy*
- ^{49b}*Dipartimento di Fisica, Università di Genova, Genova, Italy*
- ⁵⁰*Institute of Physics and HEP Institute, Georgian Academy of Sciences and Tbilisi State University, Tbilisi, Georgia*
- ⁵¹*II Physikalisches Institut, Justus-Liebig-Universität Giessen, Giessen, Germany*
- ⁵²*SUPA - School of Physics and Astronomy, University of Glasgow, Glasgow, United Kingdom*
- ⁵³*II Physikalisches Institut, Georg-August-Universität, Göttingen, Germany*
- ⁵⁴*Laboratoire de Physique Subatomique et de Cosmologie, Université Joseph Fourier and CNRS/IN2P3 and Institut National Polytechnique de Grenoble, Grenoble, France*
- ⁵⁵*Department of Physics, Hampton University, Hampton, Virginia, USA*
- ⁵⁶*Laboratory for Particle Physics and Cosmology, Harvard University, Cambridge, Massachusetts, USA*
- ^{57a}*Kirchhoff-Institut für Physik, Ruprecht-Karls-Universität Heidelberg, Heidelberg, Germany*
- ^{57b}*Physikalisches Institut, Ruprecht-Karls-Universität Heidelberg, Heidelberg, Germany*
- ^{57c}*ZITI Institut für technische Informatik, Ruprecht-Karls-Universität Heidelberg, Mannheim, Germany*
- ⁵⁸*Faculty of Science, Hiroshima University, Hiroshima, Japan*
- ⁵⁹*Faculty of Applied Information Science, Hiroshima Institute of Technology, Hiroshima, Japan*
- ⁶⁰*Department of Physics, Indiana University, Bloomington, Indiana, USA*
- ⁶¹*Institut für Astro- und Teilchenphysik, Leopold-Franzens-Universität, Innsbruck, Austria*
- ⁶²*University of Iowa, Iowa City, Iowa, USA*
- ⁶³*Department of Physics and Astronomy, Iowa State University, Ames, Iowa, USA*
- ⁶⁴*Joint Institute for Nuclear Research, JINR Dubna, Dubna, Russia*
- ⁶⁵*KEK, High Energy Accelerator Research Organization, Tsukuba, Japan*
- ⁶⁶*Graduate School of Science, Kobe University, Kobe, Japan*
- ⁶⁷*Faculty of Science, Kyoto University, Kyoto, Japan*
- ⁶⁸*Kyoto University of Education, Kyoto, Japan*
- ⁶⁹*Instituto de Física La Plata, Universidad Nacional de La Plata and CONICET, La Plata, Argentina*
- ⁷⁰*Physics Department, Lancaster University, Lancaster, United Kingdom*
- ^{71a}*INFN Sezione di Lecce, Italy*
- ^{71b}*Dipartimento di Fisica, Università del Salento, Lecce, Italy*
- ⁷²*Oliver Lodge Laboratory, University of Liverpool, Liverpool, United Kingdom*
- ⁷³*Department of Physics, Jožef Stefan Institute and University of Ljubljana, Ljubljana, Slovenia*
- ⁷⁴*Department of Physics, Queen Mary University of London, London, United Kingdom*
- ⁷⁵*Department of Physics, Royal Holloway University of London, Surrey, United Kingdom*
- ⁷⁶*Department of Physics and Astronomy, University College London, London, United Kingdom*
- ⁷⁷*Laboratoire de Physique Nucléaire et de Hautes Energies, UPMC and Université Paris-Diderot and CNRS/IN2P3, Paris, France*
- ⁷⁸*Fysiska institutionen, Lunds Universitet, Lund, Sweden*
- ⁷⁹*Departamento de Física Teórica C-15, Universidad Autónoma de Madrid, Madrid, Spain*
- ⁸⁰*Institut für Physik, Universität Mainz, Mainz, Germany*
- ⁸¹*School of Physics and Astronomy, University of Manchester, Manchester, United Kingdom*
- ⁸²*CPPM, Aix-Marseille Université and CNRS/IN2P3, Marseille, France*
- ⁸³*Department of Physics, University of Massachusetts, Amherst, Massachusetts, USA*
- ⁸⁴*Department of Physics, McGill University, Montreal, Quebec City, Canada*
- ⁸⁵*School of Physics, University of Melbourne, Victoria, Australia*
- ⁸⁶*Department of Physics, The University of Michigan, Ann Arbor, Michigan, USA*
- ⁸⁷*Department of Physics and Astronomy, Michigan State University, East Lansing, Michigan, USA*
- ^{88a}*INFN Sezione di Milano, Italy*
- ^{88b}*Dipartimento di Fisica, Università di Milano, Milano, Italy*
- ⁸⁹*B.I. Stepanov Institute of Physics, National Academy of Sciences of Belarus, Minsk, Republic of Belarus*
- ⁹⁰*National Scientific and Educational Centre for Particle and High Energy Physics, Minsk, Republic of Belarus*
- ⁹¹*Department of Physics, Massachusetts Institute of Technology, Cambridge, Massachusetts, USA*
- ⁹²*Group of Particle Physics, University of Montreal, Montreal, Quebec City, Canada*
- ⁹³*P.N. Lebedev Institute of Physics, Academy of Sciences, Moscow, Russia*
- ⁹⁴*Institute for Theoretical and Experimental Physics (ITEP), Moscow, Russia*
- ⁹⁵*Moscow Engineering and Physics Institute (MEPhI), Moscow, Russia*
- ⁹⁶*Skobeltsyn Institute of Nuclear Physics, Lomonosov Moscow State University, Moscow, Russia*
- ⁹⁷*Fakultät für Physik, Ludwig-Maximilians-Universität München, München, Germany*
- ⁹⁸*Max-Planck-Institut für Physik (Werner-Heisenberg-Institut), München, Germany*
- ⁹⁹*Nagasaki Institute of Applied Science, Nagasaki, Japan*
- ¹⁰⁰*Graduate School of Science, Nagoya University, Nagoya, Japan*
- ^{101a}*INFN Sezione di Napoli, Italy*

- ^{101b}*Dipartimento di Scienze Fisiche, Università di Napoli, Napoli, Italy*
- ¹⁰²*Department of Physics and Astronomy, University of New Mexico, Albuquerque, New Mexico, USA*
- ¹⁰³*Institute for Mathematics, Astrophysics and Particle Physics, Radboud University Nijmegen/Nikhef, Nijmegen, Netherlands*
- ¹⁰⁴*Nikhef National Institute for Subatomic Physics and University of Amsterdam, Amsterdam, Netherlands*
- ¹⁰⁵*Department of Physics, Northern Illinois University, DeKalb, Illinois, USA*
- ¹⁰⁶*Budker Institute of Nuclear Physics (BINP), Novosibirsk, Russia*
- ¹⁰⁷*Department of Physics, New York University, New York, New York, USA*
- ¹⁰⁸*Ohio State University, Columbus, Ohio, USA*
- ¹⁰⁹*Faculty of Science, Okayama University, Okayama, Japan*
- ¹¹⁰*Homer L. Dodge Department of Physics and Astronomy, University of Oklahoma, Norman, Oklahoma, USA*
- ¹¹¹*Department of Physics, Oklahoma State University, Stillwater, Oklahoma, USA*
- ¹¹²*Palacký University, RCPTM, Olomouc, Czech Republic*
- ¹¹³*Center for High Energy Physics, University of Oregon, Eugene, Oregon, USA*
- ¹¹⁴*Laboratoire de l'Accélérateur Linéaire (LAL), Université Paris-Sud and CNRS/IN2P3, Orsay, France*
- ¹¹⁵*Graduate School of Science, Osaka University, Osaka, Japan*
- ¹¹⁶*Department of Physics, University of Oslo, Oslo, Norway*
- ¹¹⁷*Department of Physics, Oxford University, Oxford, United Kingdom*
- ^{118a}*INFN Sezione di Pavia, Italy*
- ^{118b}*Dipartimento di Fisica Nucleare e Teorica, Università di Pavia, Pavia, Italy*
- ¹¹⁹*Department of Physics, University of Pennsylvania, Philadelphia, Pennsylvania, USA*
- ¹²⁰*Petersburg Nuclear Physics Institute, Gatchina, Russia*
- ^{121a}*INFN Sezione di Pisa, Italy*
- ^{121b}*Dipartimento di Fisica E. Fermi, Università di Pisa, Pisa, Italy*
- ¹²²*Department of Physics and Astronomy, University of Pittsburgh, Pittsburgh, Pennsylvania, USA*
- ^{123a}*Laboratorio de Instrumentacao e Fisica Experimental de Particulas - LIP, Lisboa, Portugal*
- ^{123b}*Departamento de Fisica Teorica y del Cosmos and CAFPE, Universidad de Granada, Granada, Spain*
- ¹²⁴*Institute of Physics, Academy of Sciences of the Czech Republic, Praha, Czech Republic*
- ¹²⁵*Faculty of Mathematics and Physics, Charles University in Prague, Praha, Czech Republic*
- ¹²⁶*Czech Technical University in Prague, Praha, Czech Republic*
- ¹²⁷*State Research Center Institute for High Energy Physics, Protvino, Russia*
- ¹²⁸*Particle Physics Department, Rutherford Appleton Laboratory, Didcot, United Kingdom*
- ¹²⁹*Physics Department, University of Regina, Regina, Saskatchewan, Canada*
- ¹³⁰*Ritsumeikan University, Kusatsu, Shiga, Japan*
- ^{131a}*INFN Sezione di Roma I, Italy*
- ^{131b}*Dipartimento di Fisica, Università La Sapienza, Roma, Italy*
- ^{132a}*INFN Sezione di Roma Tor Vergata, Italy*
- ^{132b}*Dipartimento di Fisica, Università di Roma Tor Vergata, Roma, Italy*
- ^{133a}*INFN Sezione di Roma Tre, Italy*
- ^{133b}*Dipartimento di Fisica, Università Roma Tre, Roma, Italy*
- ^{134a}*Faculté des Sciences Ain Chock, Réseau Universitaire de Physique des Hautes Energies - Université Hassan II, Casablanca, Morocco*
- ^{134b}*Centre National de l'Energie des Sciences Techniques Nucleaires, Rabat, Morocco*
- ^{134c}*Université Cadi Ayyad, Faculté des Sciences Semlalia Département de Physique, B.P. 2390 Marrakech 40000, Morocco*
- ^{134d}*Faculté des Sciences, Université Mohamed Premier and LPTPM, Oujda, Morocco*
- ^{134e}*Faculté des Sciences, Université Mohammed V, Rabat, Morocco*
- ¹³⁵*DSM/IRFU (Institut de Recherches sur les Lois Fondamentales de l'Univers), CEA Saclay (Commissariat a l'Energie Atomique), Gif-sur-Yvette, France*
- ¹³⁶*Santa Cruz Institute for Particle Physics, University of California Santa Cruz, Santa Cruz, California, USA*
- ¹³⁷*Department of Physics, University of Washington, Seattle, Washington, USA*
- ¹³⁸*Department of Physics and Astronomy, University of Sheffield, Sheffield, United Kingdom*
- ¹³⁹*Department of Physics, Shinshu University, Nagano, Japan*
- ¹⁴⁰*Fachbereich Physik, Universität Siegen, Siegen, Germany*
- ¹⁴¹*Department of Physics, Simon Fraser University, Burnaby, British Columbia, Canada*
- ¹⁴²*SLAC National Accelerator Laboratory, Stanford, California, USA*
- ^{143a}*Faculty of Mathematics, Physics & Informatics, Comenius University, Bratislava, Slovak Republic*
- ^{143b}*Department of Subnuclear Physics, Institute of Experimental Physics of the Slovak Academy of Sciences, Kosice, Slovak Republic*
- ^{144a}*Department of Physics, University of Johannesburg, Johannesburg, South Africa*
- ^{144b}*School of Physics, University of the Witwatersrand, Johannesburg, South Africa*
- ^{145a}*Department of Physics, Stockholm University, Sweden*
- ^{145b}*The Oskar Klein Centre, Stockholm, Sweden*
- ¹⁴⁶*Physics Department, Royal Institute of Technology, Stockholm, Sweden*

- ¹⁴⁷*Department of Physics and Astronomy, Stony Brook University, Stony Brook, New York, USA*
- ¹⁴⁸*Department of Physics and Astronomy, University of Sussex, Brighton, United Kingdom*
- ¹⁴⁹*School of Physics, University of Sydney, Sydney, Australia*
- ¹⁵⁰*Institute of Physics, Academia Sinica, Taipei, Taiwan*
- ¹⁵¹*Department of Physics, Technion: Israel Institute of Technology, Haifa, Israel*
- ¹⁵²*Raymond and Beverly Sackler School of Physics and Astronomy, Tel Aviv University, Tel Aviv, Israel*
- ¹⁵³*Department of Physics, Aristotle University of Thessaloniki, Thessaloniki, Greece*
- ¹⁵⁴*International Center for Elementary Particle Physics and Department of Physics, The University of Tokyo, Tokyo, Japan*
- ¹⁵⁵*Graduate School of Science and Technology, Tokyo Metropolitan University, Tokyo, Japan*
- ¹⁵⁶*Department of Physics, Tokyo Institute of Technology, Tokyo, Japan*
- ¹⁵⁷*Department of Physics, University of Toronto, Toronto, Ontario, Canada*
- ^{158a}*TRIUMF, Vancouver, British Columbia, Canada*
- ^{158b}*Department of Physics and Astronomy, York University, Toronto, Ontario, Canada*
- ¹⁵⁹*Institute of Pure and Applied Sciences, University of Tsukuba, Ibaraki, Japan*
- ¹⁶⁰*Science and Technology Center, Tufts University, Medford, Massachusetts, USA*
- ¹⁶¹*Centro de Investigaciones, Universidad Antonio Narino, Bogota, Colombia*
- ¹⁶²*Department of Physics and Astronomy, University of California Irvine, Irvine, California, USA*
- ^{163a}*INFN Gruppo Collegato di Udine, Italy*
- ^{163b}*ICTP, Trieste, Italy*
- ^{163c}*Dipartimento di Fisica, Università di Udine, Udine, Italy*
- ¹⁶⁴*Department of Physics, University of Illinois, Urbana, Illinois, USA*
- ¹⁶⁵*Department of Physics and Astronomy, University of Uppsala, Uppsala, Sweden*
- ¹⁶⁶*Instituto de Física Corpuscular (IFIC) and Departamento de Física Atómica, Molecular y Nuclear and Departamento de Ingeniería Electrónica and Instituto de Microelectrónica de Barcelona (IMB-CNM), University of Valencia and CSIC, Valencia, Spain*
- ¹⁶⁷*Department of Physics, University of British Columbia, Vancouver, British Columbia, Canada*
- ¹⁶⁸*Department of Physics and Astronomy, University of Victoria, Victoria, British Columbia, Canada*
- ¹⁶⁹*Waseda University, Tokyo, Japan*
- ¹⁷⁰*Department of Particle Physics, The Weizmann Institute of Science, Rehovot, Israel*
- ¹⁷¹*Department of Physics, University of Wisconsin, Madison, Wisconsin, USA*
- ¹⁷²*Fakultät für Physik und Astronomie, Julius-Maximilians-Universität, Würzburg, Germany*
- ¹⁷³*Fachbereich C Physik, Bergische Universität Wuppertal, Wuppertal, Germany*
- ¹⁷⁴*Department of Physics, Yale University, New Haven, Connecticut, USA*
- ¹⁷⁵*Yerevan Physics Institute, Yerevan, Armenia*
- ¹⁷⁶*Domaine scientifique de la Doua, Centre de Calcul CNRS/IN2P3, Villeurbanne Cedex, France*

^aDeceased.

^bAlso at Laboratório de Instrumentação e Física Experimental de Partículas - LIP, Lisboa, Portugal.

^cAlso at Faculdade de Ciências and CFNUL, Universidade de Lisboa, Lisboa, Portugal.

^dAlso at Particle Physics Department, Rutherford Appleton Laboratory, Didcot, United Kingdom.

^eAlso at CPPM, Aix-Marseille Université and CNRS/IN2P3, Marseille, France.

^fAlso at TRIUMF, Vancouver BC, Canada.

^gAlso at Department of Physics, California State University, Fresno CA, USA.

^hAlso at Faculty of Physics and Applied Computer Science, AGH-University of Science and Technology, Krakow, Poland.

ⁱAlso at Department of Physics, University of Coimbra, Coimbra, Portugal.

^jAlso at Università di Napoli Parthenope, Napoli, Italy.

^kAlso at Institute of Particle Physics (IPP), Canada.

^lAlso at Department of Physics, Middle East Technical University, Ankara, Turkey.

^mAlso at Louisiana Tech University, Ruston LA, USA.

ⁿAlso at Group of Particle Physics, University of Montreal, Montreal QC, Canada.

^oAlso at Institute of Physics, Azerbaijan Academy of Sciences, Baku, Azerbaijan.

^pAlso at Institut für Experimentalphysik, Universität Hamburg, Hamburg, Germany.

^qAlso at Manhattan College, New York NY, USA.

^rAlso at School of Physics and Engineering, Sun Yat-sen University, Guanzhou, China.

^sAlso at Academia Sinica Grid Computing, Institute of Physics, Academia Sinica, Taipei, Taiwan.

^tAlso at High Energy Physics Group, Shandong University, Shandong, China.

^uAlso at California Institute of Technology, Pasadena CA, USA.

^vAlso at Section de Physique, Université de Genève, Geneva, Switzerland.

^wAlso at Departamento de Física, Universidade de Minho, Braga, Portugal.

^xAlso at Department of Physics and Astronomy, University of South Carolina, Columbia SC, USA.

^yAlso at KFKI Research Institute for Particle and Nuclear Physics, Budapest, Hungary.

^zAlso at Institute of Physics, Jagiellonian University, Krakow, Poland.

^{aa}Also at Department of Physics, Oxford University, Oxford, United Kingdom.

^{bb}Also at Institute of Physics, Academia Sinica, Taipei, Taiwan

^{cc}Also at Department of Physics, The University of Michigan, Ann Arbor MI, USA.

^{dd}Also at DSM/IRFU (Institut de Recherches sur les Lois Fondamentales de l'Univers), CEA Saclay (Commissariat à l'Énergie Atomique), Gif-sur-Yvette, France.

^{ee}Also at Laboratoire de Physique Nucléaire et de Hautes Energies, UPMC and Université Paris-Diderot and CNRS/IN2P3, Paris, France.

^{ff}Also at Department of Physics, Nanjing University, Jiangsu, China.