



LUND UNIVERSITY

Justification of Fédération International de Beton, FIB, 2000 model for elastic modulus of normal and high-performance concrete, HPC

Persson, Bertil

2001

[Link to publication](#)

Citation for published version (APA):

Persson, B. (2001). *Justification of Fédération International de Beton, FIB, 2000 model for elastic modulus of normal and high-performance concrete, HPC*. (Report TVBM (Intern 7000-rapport); Vol. 7159). Division of Building Materials, LTH, Lund University.

Total number of authors:

1

General rights

Unless other specific re-use rights are stated the following general rights apply:

Copyright and moral rights for the publications made accessible in the public portal are retained by the authors and/or other copyright owners and it is a condition of accessing publications that users recognise and abide by the legal requirements associated with these rights.

- Users may download and print one copy of any publication from the public portal for the purpose of private study or research.
- You may not further distribute the material or use it for any profit-making activity or commercial gain
- You may freely distribute the URL identifying the publication in the public portal

Read more about Creative commons licenses: <https://creativecommons.org/licenses/>

Take down policy

If you believe that this document breaches copyright please contact us providing details, and we will remove access to the work immediately and investigate your claim.

LUND UNIVERSITY

PO Box 117
221 00 Lund
+46 46-222 00 00

**Justification of Fédération
International de Béton, FIB, 2000
Model for Elastic Modulus of
Normal and High-Performance
Concrete, HPC**

Bertil Persson

Justification of Fédération International de Béton, FIB, 2000 Model for Elastic Modulus of Normal and High-Performance Concrete, HPC

B. Persson

Division of Building Materials, Lund Institute of Technology, Lund University, P.O. Box 118, SE-221 00 Lund, Sweden

ABSTRACT

This article outlines an experimental and theoretical comparison between the FIB 2000 Model for Elastic Modulus of Normal Concrete, NC, and HPC and 144 laboratory tests. Two dimensions of specimen were studied (56 and 100 mm) and one climate (20 °C, sealed or with ambient relative humidity, RH, 60%). The age dependence did not seem to be well correlated between the derived and the measured elastic modulus. The FIB 2000 Model overestimated the elastic modulus of mature concrete, and in contrast, slightly underestimated the elastic modulus of young NC. However, as a whole, the derived modulus when using the FIB model was about 120% of the elastic modulus measured at loading. A relationship to strength was found for this diversity with an increasing overestimation of the E-modulus at low strength.

1. FIB 2000 MODEL FOR NC AND HPC

The model originated from European work in the field over 10 years [1-6]. The elastic modulus of concrete was derived according to the following formula:

$$E_c(t) = 21.5 \cdot (f_{cm}/f_{cm0})^{1/3} \cdot \exp((1 - (28/t/t_1)^{0.5}) \cdot s/2) \quad (1)$$

$$f_{cm0} = 10 \text{ MPa}$$

f_{cm} denotes 28-day strength (MPa)

t denotes age (days)

$t_1 = 1$ day

s denotes constant given in Table 1

Table 1. Constants in equations (1) and (2)

Type of cement and concrete strength	Notification	s
Slowly hardening, concrete strength ≤ 60 MPa	SL	0.38
Normal or rapid hardening cement, concrete strength ≤ 60 MPa	N, R	0.25
Rapid hardening high-strength cement, concrete strength ≤ 60 MPa	RS	0.20
All types of cements, concrete strength > 60 MPa	SL, N, R, RS	0.20

2. METHODS

In all 16 concretes were cast of 2 Portland cements, 1 slowly hardening (Degerhamn, SL) and 1 normal hardening (Slite, S), Table 2. w/b varied between 0.24 and 0.80 with 28-day strength varying between 24 and 141 MPa (100-mm cube). The aggregate content varied between 0.7 and 0.75 and consisted of quartzite sandstone, Table 3. Natural sand was used. The mixed proportions had silica fume, Table 4 [8-16]. After demolding at 1 day's age measurement points of steel screws were fixed into items cast in the concrete cylinders on three sides of them. Half of the specimens were sealed with adhesive aluminum foil.

For cylinders 56 mm in diameter 3 LVDT gauging devices were mounted on the side of the cylinder in order to determine the deformation. The loading for the 56-mm cylinders was applied were rapidly, after about 0.01 s, in order to obtain the "true" modulus of elasticity [17]. For the 100-mm cylinders the loading was applied in a more traditional way with a rate of about 1 MPa/s (over which period substantial creep took place, especially at young ages [8]). The observed elastic modulus was smaller at slow loading. Mechanical devices were used when the deformation was measured on the 100-mm cylinders in turn calibrated to length by an INVAR rod.

Table 2. The chemical composition of the cements [8-16].

Chemical composition (%)	Normal hardening (S)	Slowly hardening (SL)
CaO	62	65
SiO ₂	20	21.6
Al ₂ O ₃	4.4	3.5
Fe ₂ O ₃	2.3	4.4
K ₂ O	1.4	0.58
Na ₂ O	0.2	0.05
MgO	3.5	0.78
SO ₃	3.7	2.07
Ignition losses	2.4	0.47
CO ₂	1.9	0.14
Clinker minerals:		
C ₂ S	14	21
C ₃ S	57	57
C ₃ A	8	1.7
C ₄ AF	7	13
Physical properties:		
Water demand	28%	25%
Initial setting time	154 min.	145 min.
Density	3122 kg/m ³	3214 kg/m ³
Specific surface	364 m ² /kg	305 m ² /kg

Table 3 - Properties of the aggregate (quartzite sandstone) [7].

Compressive strength (MPa)	Split tensile strength (MPa)	Elastic modulus (GPa)	Ignition losses (%)
333	15	60	0.3

Table 4. Mix proportions and strength of concretes, cylinder diameter, d (kg/m³, MPa, cm)

Mix	Cement, c	Cement type	Silica fume, s	w/b	Sand filler	Air (%)	28-day strength	d
1	460	SL	21	0.36		4.8	69	6
2	440	SL	44	0.34		1.1	85	6
3	445	SL	45	0.34		4	69	6
4	455	SL	23	0.3		0.9	89	6
5	495	SL	50	0.28		1.1	99	6
6	530	SL	51	0.27		1.2	106	6
7	490	SL	49	0.27		1	112	6
8	545	SL	55	0.24		1.3	114	6
27	500	SL	50	0.24	50	1.3	141	10
32	389	N		0.32	106	12	55	10
38N	360	N		0.38	68	12	42	10
38S	400	N		0.38	145	1.4	86	10
50N	285	N		0.50	33	13	30	10
50S	340	N		0.50	165	3.5	61	10
80N	250	N		0.80		1.2	24	10
80S	260	N		0.80	185	1.9	27	10

3. RESULTS AND ANALYSES (SEE ALSO APPENDICES)

3.1 Results

Evaluations according to the FIB 2000 model were plotted versus the measured laboratory results, Figures 1-2. Cylinders 56-mm with quasi-instantaneous loading were used from 1 day' age up to 500 days' age. Loading of air and sealed cured specimens showed no significant difference between the measured moduli of elasticity, Figure 1. Figure 2 shows an overestimation with the FIB Model increased with age. Figure 3 shows the ratio of derived to measured elastic modulus versus strength. Calculations according to the FIB 2000 Model at 500 days' age showed about 30% larger values compared with the measured value – independent of strength, Figure 3. At 1-3 days' age the elastic modulus was overestimated by about 20%. At 28 days' age an overestimation by about 10% of the E-modulus occurred. In Figure 4 the value of the overestimation with the FIB Model is confirmed also for a more traditional way of obtaining the E-modulus (a slow loading rate of about 1 MPa/s). The effect of strength level is clear in Figure 4. The overall overestimation with the FIB Model was about 23%. For mature HPC (high strength) the estimated value was more correct, Figure 4.

3.2 Analyses

Previously a comparison was performed between measured shrinkage of HPC and shrinkage estimated by the FIB 2000 Model [18]. In the present study on the elastic modulus two parameters may affect the overestimation and strength dependence of the FIB Model:

- Too a large exponent for the time dependence of strength, 0.5
- In contrast a too low exponent for the strength dependence, 1/3

The ratio of the elastic modulus with the FIB 2000 Model, $E_{c(t)}$, and measured, E_m , is shown in Figure 5-6. The number of specimens is given in Table 5. The following loading age, t (days), and 28-day strength, f_{cm} (MPa), dependences were calculated (GPa):

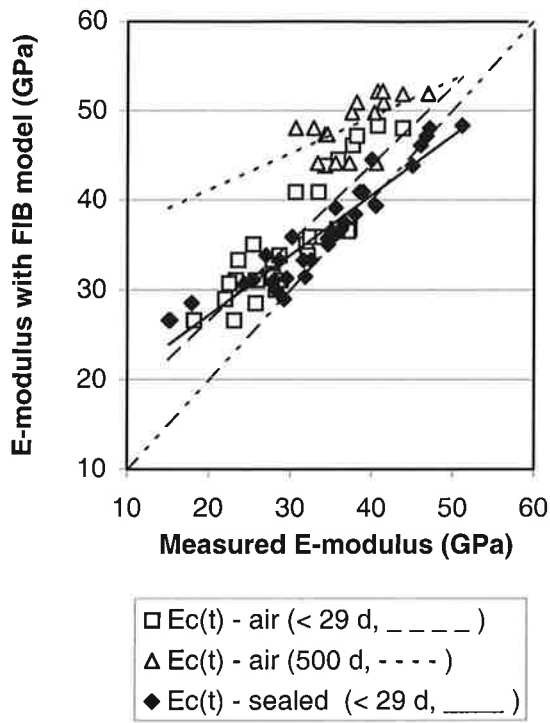


Figure 1. FIB model estimation vs measured results, 56–mm cyl., air or sealed curing.

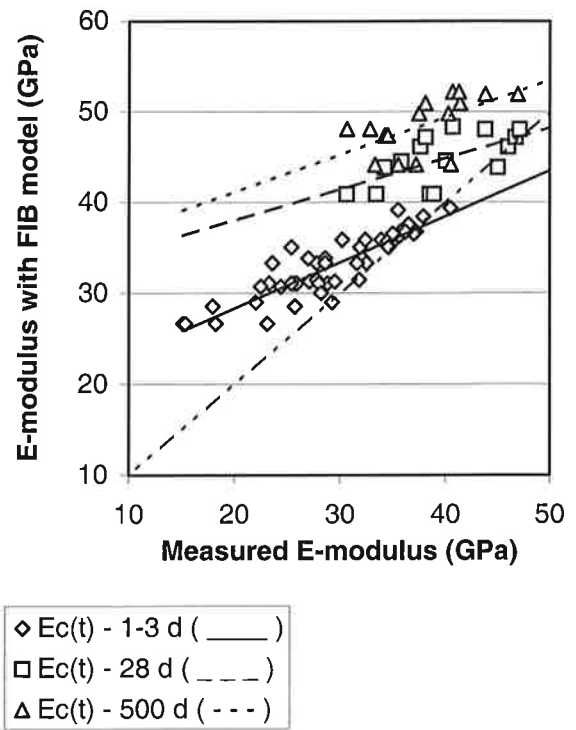


Figure 2. FIB model estimations versus the measured laboratory results, 56–mm cyl..

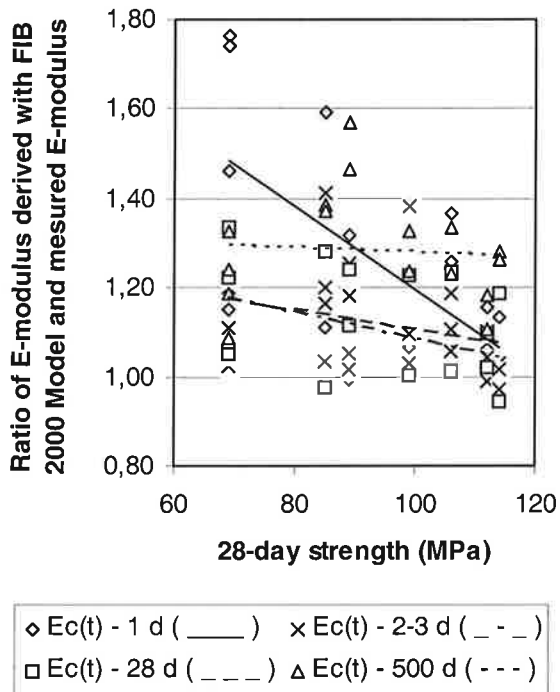


Figure 3. Ratio of derived to measured elastic modulus versus strength, 56–mm cyl..

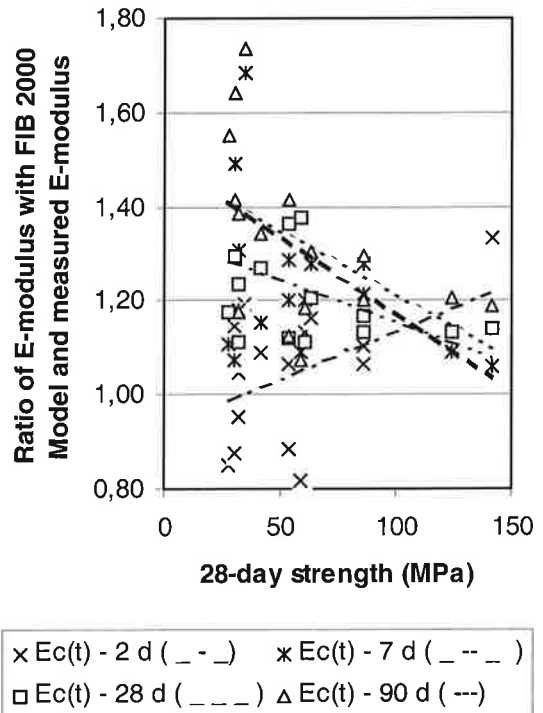


Figure 4. Ratio of derived to measured elastic modulus vs strength, 100–mm cyl..

Table 5. Elastic modulus with the FIB 2000 Model and measured- number of specimens [8,9].

d (mm)	E_m (GPa)	E_c (GPa)	f_{cm} (MPa)	$E_{c(t)-1 d}$	$E_{c(t)-2-3 d}$	$E_{c(t)-7d}$	$E_{c(t)-28 d}$	$E_{c(t)-90 d}$	$E_{c(t)-500 d}$	$E_{c(t)-total}$
56	33	45	93	16	32	-	16	-	16	80
100	27	37	60	-	16	16	16	16	-	64
Total				16	48	16	32	16	16	144

$$E_{c(t)}/E_m = 1.14 \cdot t^{0.0229} \quad (2)$$

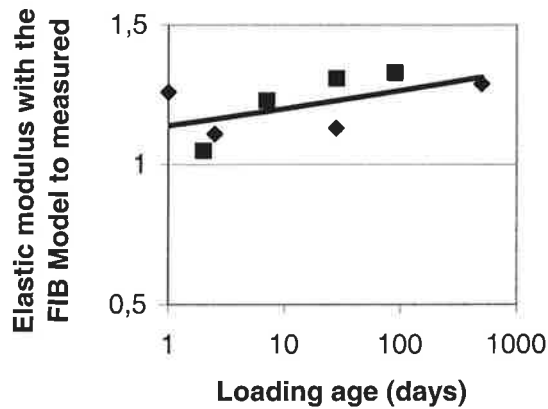
$$E_{c(t)}/E_m = 2.67 \cdot f_{cm}^{-0.1896} \quad (3)$$

f_{cm} denotes the 28-day strength (MPa)

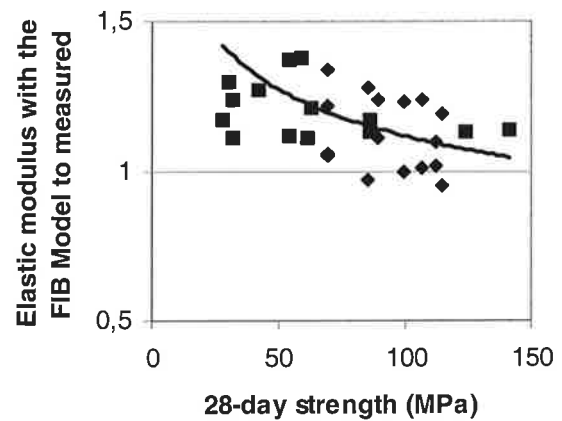
t denotes the loading age (days),

$E_{c(t)}$ denotes the elastic modulus with the FIB 2000 Model (GPa)

E_m denotes the measured elastic modulus (GPa)



◆ 56-mm cylinder ■ 100-mm cylinder



◆ 56-mm cylinder ■ 100-mm cylinder

Figure 5. Elastic modulus with the FIB Model to measured vs loading age [8,9]

Figure 6. Elastic modulus with the FIB Model to measured vs 28-day strength [8,9].

4. SUMMARY AND CONCLUSIONS

An experimental and theoretical comparison between the elastic modulus estimated with the FIB 2000 Model for Normal and High-Performance Concrete and 144 laboratory tests on 16 concretes was performed. Two dimensions of specimen were studied (56 and 100 mm) and one climate (20 °C, sealed or relative humidity 60%). The following conclusions were drawn:

- The age dependence did not seem to be well correlated between the derived and the measured elastic modulus.
- The FIB 2000 Model overestimated the elastic modulus of mature concrete, and in contrast, slightly underestimated the elastic modulus of young NC.
- As a whole, the derived modulus with the FIB model was about 120% of the elastic modulus measured at loading.
- A relationship to strength was found for this diversity with an increasing overestimation of the E-modulus at low strength.

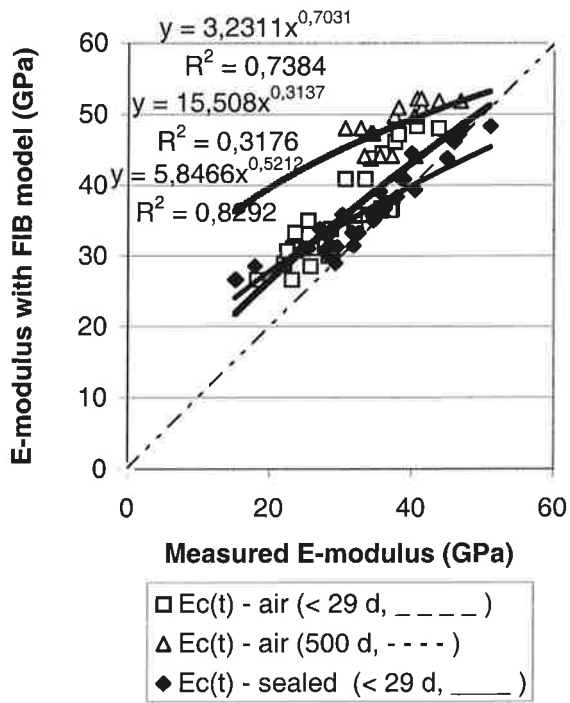
REFERENCES

1. CEB Bulletin d'Information, 199, Comité Euro-International du Béton, Lausanne (1990).
2. CEB_FIB Model Code 1990, CEB Bulletin d'Information, No. 213/214 (1993).
3. European Committee for Standardization (CEN), ENV 1992-1, Design of Concrete Structures, Part 1: General Rules and Rules for Buildings (1991).
4. H.S. Müller, "Zur Vorhersage der Schwindenverformungen von Bauteilen aus Beton", On the Prediction of Shrinkage of Concrete. Salutation Paper for Prof. Reinhardt (1999).
5. H.S. Müller, C.H. Küttner and V. Kvicel, Issue for RFGC – ACI Workshop, Paris (1999).
6. H.S. Müller and V. Kvicel, Creep and Shrinkage Model for Normal and HPC – concept for a uniform code-type approach, ACI, Paris (2000)
7. M. Hassanzadeh, Fracture Mechanical Properties of HPC, Report M4:05, Lund Inst. of Technology, Div. Building Materials, Lund University (1994) 8-13.
8. B. Persson, Quasi-instantaneous and Long-term Deformations of HPC with Some Related Properties, Doctoral Thesis, Report TVBM-1016, Lund University, Lund (1998), 500 pp.
9. B. Persson, Deformations of House Construction Concrete – Effect of Production Methods on Elastic Modulus, Creep and Shrinkage, TVBM-3088, Lund (1999) 71 pp.
10. B. Persson, Shrinkage and Strength of Self-compacting Concrete with Different Kinds of Filler, Report U00.13, Division of Building Materials, Lund University, Lund (2000) 2 pp.
11. B. Persson, Quasi-instantaneous and Long-term Deformations of HPC with Sealed Curing, *Advanced Cement Based Materials* 8 (1998) 1-16.
12. B. Persson, Influence of Maturity on Creep of HPC, *Materials and Structures* 32 (1999) 506-519.
13. B. Persson, Experimental Studies on Shrinkage in HPC, *Cement and Concrete Research*. 28 (1997) 1023-1036.
14. B. Persson, Basic Deformations of HPC at Early Ages, *Nordic Concrete Research* 20 (1997) 59-74.
15. B. Persson, Strength and Shrinkage of Self-compacting Concrete, *International Workshop on Shrinkage in Concrete*, Ed. by V. Baroghel-Bouny and P.-C. Aïtcin (2000) 21-99.
16. B. Persson. Creep, Shrinkage and Elastic Modulus of Self-compacting Concrete. *Proc. First Int. RILEM Symposium, Stockholm*, Ed.: Skarendahl and Peterson (1999) 239-250.
17. P. Acker, Creep and Shrinkage of Concrete, *Proc. Fifth International RILEM Symposium on Creep and Shrinkage in Barcelona*. RILEM E & FN Spon. London (1993) 3-14.
18. B. Persson, Validation of Fédération International de Béton, FIB, 2000 Model for Shrinkage in Normal Concrete and HPC, Report TVBM-7157, Division of Building Materials, Lund Institute of Technology, Lund University, Lund (2001) 108 pp.

Appendix fibelast

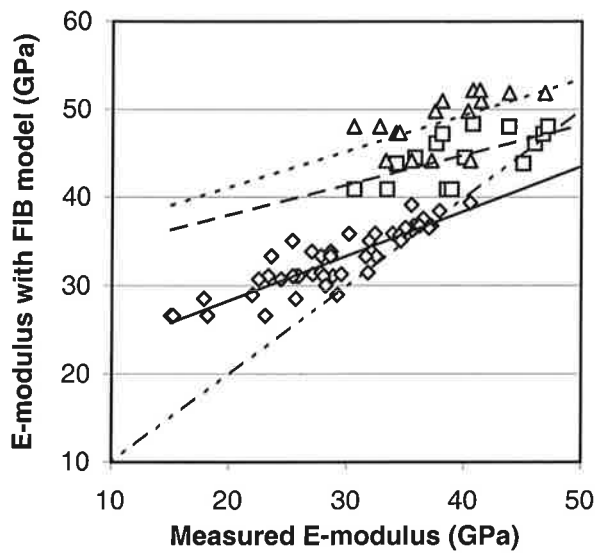
fc	f _{cm}	E _m	E _{c(t)} - air (< 29 d, _ _ _ _)	E _{c(t)} - air (500 d, - - - -)	E _{c(t)} - sealed (< 29 d, _ _ _)	t	s	E _c	
23,00	69,00	18,20		26,63		1,00	0,20	40,90	1,00
32,00	69,00	25,70		31,10		2,00	0,20	40,90	1,00
24,00	85,00	25,70		28,55		1,00	0,20	43,85	2,00
44,00	85,00	27,80		33,33		2,00	0,20	43,85	2,00
27,00	69,00	23,10		26,63		1,00	0,20	40,90	3,00
30,00	69,00	23,30		31,10		2,00	0,20	40,90	3,00
23,00	89,00	22,00		28,99		1,00	0,20	44,52	4,00
37,00	89,00	28,60		33,85		2,00	0,20	44,52	4,00
38,00	99,00	28,20		30,03		1,00	0,20	46,13	5,00
45,00	99,00	31,90		35,07		2,00	0,20	46,13	5,00
30,00	106,00	22,50		30,72		1,00	0,20	47,19	6,00
61,00	106,00	32,40		35,88		2,00	0,20	47,19	6,00
36,00	112,00	27,10		31,29		1,00	0,20	48,06	7,00
63,00	112,00	35,80		36,54		2,00	0,20	48,06	7,00
35,00	114,00	27,80		31,48		1,00	0,20	48,35	8,00
69,00	114,00	37,20		36,76		2,00	0,20	48,35	8,00
26,00	69,00	25,90		31,10		2,00	0,20	40,90	1,00
50,00	69,00	33,40		40,90		28,00	0,20	40,90	1,00
44,00	85,00	23,60		33,33		2,00	0,20	43,85	2,00
86,00	85,00	34,20		43,85		28,00	0,20	43,85	2,00
43,00	69,00	28,80		31,10		2,00	0,20	40,90	3,00
58,00	69,00	30,60		40,90		28,00	0,20	40,90	3,00
48,00	89,00	32,10		33,85		2,00	0,20	44,52	0,00
91,00	89,00	35,80		44,52		28,00	0,20	44,52	60,00
46,00	99,00	25,40		35,07		2,00	0,20	46,13	5,00
106,00	99,00	37,60		46,13		28,00	0,20	46,13	5,00
58,00	106,00	33,90		35,88		2,00	0,20	47,19	6,00
111,00	106,00	38,10		47,19		28,00	0,20	47,19	6,00
67,00	112,00	37,00		36,54		2,00	0,20	48,06	7,00
118,00	112,00	43,80		48,06		28,00	0,20	48,06	7,00
65,00	114,00	35,70		36,76		2,00	0,20	48,35	8,00
118,00	114,00	40,70		48,35		28,00	0,20	48,35	8,00
8,5	69	15,1		26,63		1,00	0,20	40,90	1,00
24	69	25,4		31,10		2,00	0,20	40,90	
52	69	32,5		33,31		3,00	0,20	40,90	
82	69	38,5		40,90		28,00	0,20	40,90	
22	85	17,9		28,55		1,00	0,20	43,85	2,00
40	85	28,6		33,33		2,00	0,20	43,85	
64	85	34,5		35,70		3,00	0,20	43,85	
115	85	45		43,85		28,00	0,20	43,85	
15	69	15,3		26,63		1,00	0,20	40,90	3,00
35	69	28		31,10		2,00	0,20	40,90	
48	69	31,6		33,31		3,00	0,20	40,90	
90	69	38,9		40,90		28,00	0,20	40,90	
37	89	29,2		28,99		1,00	0,20	44,52	4,00
34	89	27		33,85		2,00	0,20	44,52	
56	89	35,6		36,25		3,00	0,20	44,52	
90	89	40		44,52		28,00	0,20	44,52	
38	99	28,2		30,03		1,00	0,20	46,13	5,00
66	99	34,6		35,07		2,00	0,20	46,13	
83	99	36,5		37,56		3,00	0,20	46,13	
130	99	46		46,13		28,00	0,20	46,13	
24	106	24,4		30,72		1,00	0,20	47,19	6,00
50	106	30,2		35,88		2,00	0,20	47,19	
85	106	37,9		38,43		3,00	0,20	47,19	
128	106	46,7		47,19		28,00	0,20	47,19	
42	112	29,5		31,29		1,00	0,20	48,06	7,00
58	112	35		36,54		2,00	0,20	48,06	
59	112	35,5		39,14		3,00	0,20	48,06	
117	112	47,1		48,06		28,00	0,20	48,06	
46	114	31,8		31,48		1,00	0,20	48,35	8,00
58	114	36,2		36,76		2,00	0,20	48,35	

83	114	40,5		39,37	3,00	0,20	48,35	
135	114	51,1		48,35	28,00	0,20	48,35	
69	69	33,3			500,00	0,20	40,90	1
86	85	34,2	44,15		500,00	0,20	43,85	2
58	89	30,6	47,32		500,00	0,20	44,52	3
91	69	37,2	48,05		500,00	0,20	40,90	4
106	99	37,5	44,15		500,00	0,20	46,13	5
111	106	38,1	49,79		500,00	0,20	47,19	6
117	112	43,8	50,94		500,00	0,20	48,06	7
118	114	40,7	51,88		500,00	0,20	48,35	8
68	69	35,5	52,18		500,00	0,20	40,90	1
89	85	34,5	44,15		500,00	0,20	43,85	2
69	89	32,8	47,32		500,00	0,20	44,52	3
101	69	40,5	48,05		500,00	0,20	40,90	4
116	99	40,3	44,15		500,00	0,20	46,13	5
116	106	41,4	49,79		500,00	0,20	47,19	6
121	112	46,9	50,94		500,00	0,20	48,06	7
129	114	41,3	51,88		500,00	0,20	48,35	8
66,64	92,88	33,21	35,67	48,56	36,28	38,49		



fc	f _{cm}	E _m	E _{c(t)} - 1-3 d (____)	E _{c(t)} - 28 d (____)	E _{c(t)} - 500 d (---)	t	s	E _c			
	23,00	69,00	18,20	26,63			1,00	0,20	40,90	1,00	
	32,00	69,00	25,70	31,10			2,00	0,20	40,90	1,00	
	24,00	85,00	25,70	28,55			1,00	0,20	43,85	2,00	
	44,00	85,00	27,80	33,33			2,00	0,20	43,85	2,00	
	27,00	69,00	23,10	26,63			1,00	0,20	40,90	3,00	
	30,00	69,00	23,30	31,10			2,00	0,20	40,90	3,00	
	23,00	89,00	22,00	28,99			1,00	0,20	44,52	4,00	
	37,00	89,00	28,60	33,85			2,00	0,20	44,52	4,00	
	38,00	99,00	28,20	30,03			1,00	0,20	46,13	5,00	
	45,00	99,00	31,90	35,07			2,00	0,20	46,13	5,00	
	30,00	106,00	22,50	30,72			1,00	0,20	47,19	6,00	
	61,00	106,00	32,40	35,88			2,00	0,20	47,19	6,00	
	36,00	112,00	27,10	31,29			1,00	0,20	48,06	7,00	
	63,00	112,00	35,80	36,54			2,00	0,20	48,06	7,00	
	35,00	114,00	27,80	31,48			1,00	0,20	48,35	8,00	
	69,00	114,00	37,20	36,76			2,00	0,20	48,35	8,00	
	26,00	69,00	25,90	31,10			2,00	0,20	40,90	1,00	
	50,00	69,00	33,40		40,90		28,00	0,20	40,90	1,00	
	44,00	85,00	23,60	33,33			2,00	0,20	43,85	2,00	
	86,00	85,00	34,20		43,85		28,00	0,20	43,85	2,00	
	43,00	69,00	28,80	31,10			2,00	0,20	40,90	3,00	
	58,00	69,00	30,60		40,90		28,00	0,20	40,90	3,00	
	48,00	89,00	32,10	33,85			2,00	0,20	44,52	0,00	0,00
	91,00	89,00	35,80		44,52		28,00	0,20	44,52	60,00	60,00
	46,00	99,00	25,40	35,07			2,00	0,20	46,13	5,00	
	106,00	99,00	37,60		46,13		28,00	0,20	46,13	5,00	
	58,00	106,00	33,90	35,88			2,00	0,20	47,19	6,00	
	111,00	106,00	38,10		47,19		28,00	0,20	47,19	6,00	
	67,00	112,00	37,00	36,54			2,00	0,20	48,06	7,00	
	118,00	112,00	43,80		48,06		28,00	0,20	48,06	7,00	
	65,00	114,00	35,70	36,76			2,00	0,20	48,35	8,00	
	118,00	114,00	40,70		48,35		28,00	0,20	48,35	8,00	
	8,5264	69	15,1	26,63			1,00	0,20	40,90	1,00	
	24,01	69	25,4	31,10			2,00	0,20	40,90		
	51,84	69	32,5	33,31			3,00	0,20	40,90		
	82,81	69	38,5		40,90		28,00	0,20	40,90		
	22,09	85	17,9	28,55			1,00	0,20	43,85	2,00	
	39,69	85	28,6	33,33			2,00	0,20	43,85		
	64	85	34,5	35,70			3,00	0,20	43,85		
	114,49	85	45		43,85		28,00	0,20	43,85		
	15,21	69	15,3	26,63			1,00	0,20	40,90	3,00	
	34,81	69	28	31,10			2,00	0,20	40,90		
	47,61	69	31,6	33,31			3,00	0,20	40,90		
	90,25	69	38,9		40,90		28,00	0,20	40,90		
	37,21	89	29,2	28,99			1,00	0,20	44,52	4,00	
	33,64	89	27	33,85			2,00	0,20	44,52		
	56,25	89	35,6	36,25			3,00	0,20	44,52		
	90,25	89	40		44,52		28,00	0,20	44,52		
	38,44	99	28,2	30,03			1,00	0,20	46,13	5,00	
	65,61	99	34,6	35,07			2,00	0,20	46,13		
	82,81	99	36,5	37,56			3,00	0,20	46,13		
	129,96	99	46		46,13		28,00	0,20	46,13		
	24,01	106	24,4	30,72			1,00	0,20	47,19	6,00	
	50,41	106	30,2	35,88			2,00	0,20	47,19		
	84,64	106	37,9	38,43			3,00	0,20	47,19		
	127,69	106	46,7		47,19		28,00	0,20	47,19		
	42,25	112	29,5	31,29			1,00	0,20	48,06	7,00	
	57,76	112	35	36,54			2,00	0,20	48,06		
	59,29	112	35,5	39,14			3,00	0,20	48,06		
	116,64	112	47,1		48,06		28,00	0,20	48,06		
	46,24	114	31,8	31,48			1,00	0,20	48,35	8,00	
	57,76	114	36,2	36,76			2,00	0,20	48,35		
	82,81	114	40,5	39,37			3,00	0,20	48,35		

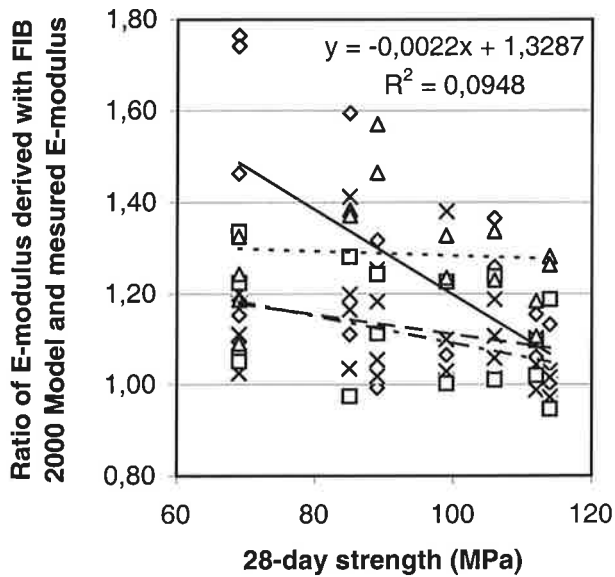
134,56	114	51,1	48,35	28,00	0,20	48,35	
69	69	33,3		44,15	500,00	0,20	40,90 1
86	85	34,2		47,32	500,00	0,20	43,85 2
58	89	30,6		48,05	500,00	0,20	44,52 3
91	69	37,2		44,15	500,00	0,20	40,90 4
106	99	37,5		49,79	500,00	0,20	46,13 5
111	106	38,1		50,94	500,00	0,20	47,19 6
117	112	43,8		51,88	500,00	0,20	48,06 7
118	114	40,7		52,18	500,00	0,20	48,35 8
68	69	35,5		44,15	500,00	0,20	40,90 1
89	85	34,5		47,32	500,00	0,20	43,85 2
69	89	32,8		48,05	500,00	0,20	44,52 3
101	69	40,5		44,15	500,00	0,20	40,90 4
116	99	40,3		49,79	500,00	0,20	46,13 5
116	106	41,4		50,94	500,00	0,20	47,19 6
121	112	46,9		51,88	500,00	0,20	48,06 7
129	114	41,3		52,18	500,00	0,20	48,35 8
66,63	33,21	32,97	44,99	48,56	38,49	44,99	



◇ Ec(t) - 1-3 d (_____) □ Ec(t) - 28 d (- - - -)
 Δ Ec(t) - 500 d (- . - .)

f_c	E_m	f_{cm}	$E_{c(t)} - 1 d (_ _ _)$	$E_{c(t)} - 2-3 d (_ _ _)$	$E_{c(t)} - 28 d (_ _ _)$	$E_{c(t)} - 500 d (_ _ _)$	t
23,00	18,20	69,00	1,46				1,00
32,00	25,70	69,00			1,21		2,00
24,00	25,70	85,00	1,11				1,00
44,00	27,80	85,00			1,20		2,00
27,00	23,10	69,00	1,15				1,00
30,00	23,30	69,00			1,33		2,00
23,00	22,00	89,00	1,32				1,00
37,00	28,60	89,00			1,18		2,00
38,00	28,20	99,00	1,07				1,00
45,00	31,90	99,00			1,10		2,00
30,00	22,50	106,00	1,37				1,00
61,00	32,40	106,00			1,11		2,00
36,00	27,10	112,00	1,15				1,00
63,00	35,80	112,00			1,02		2,00
35,00	27,80	114,00	1,13				1,00
69,00	37,20	114,00			0,99		2,00
26,00	25,90	69,00			1,20		2,00
50,00	33,40	69,00				1,22	28,00
44,00	23,60	85,00			1,41		2,00
86,00	34,20	85,00				1,28	28,00
43,00	28,80	69,00			1,08		2,00
58,00	30,60	69,00				1,34	28,00
48,00	32,10	89,00			1,05		2,00
91,00	35,80	89,00				1,24	28,00
46,00	25,40	99,00			1,38		2,00
106,00	37,60	99,00				1,23	28,00
58,00	33,90	106,00			1,06		2,00
111,00	38,10	106,00				1,24	28,00
67,00	37,00	112,00			0,99		2,00
118,00	43,80	112,00				1,10	28,00
65,00	35,70	114,00			1,03		2,00
118,00	40,70	114,00				1,19	28,00
8,5264	15,1	69	1,76				1,00
24,01	25,4	69			1,22		2,00
51,84	32,5	69			1,02		3,00
82,81	38,5	69				1,06	28,00
22,09	17,9	85	1,59				1,00
39,69	28,6	85			1,17		2,00
64	34,5	85			1,03		3,00
114,49	45	85				0,97	28,00
15,21	15,3	69	1,74				1,00
34,81	28	69			1,11		2,00
47,61	31,6	69			1,05		3,00
90,25	38,9	69				1,05	28,00
37,21	29,2	89	0,99				1,00
33,64	27	89			1,25		2,00
56,25	35,6	89			1,02		3,00
90,25	40	89				1,11	28,00
38,44	28,2	99	1,07				1,00
65,61	34,6	99			1,01		2,00
82,81	36,5	99			1,03		3,00
129,96	46	99				1,00	28,00
24,01	24,4	106	1,26				1,00
50,41	30,2	106			1,19		2,00
84,64	37,9	106			1,01		3,00
127,69	46,7	106				1,01	28,00
42,25	29,5	112	1,06				1,00
57,76	35	112			1,04		2,00
59,29	35,5	112			1,10		3,00
116,64	47,1	112				1,02	28,00
46,24	31,8	114	0,99				1,00
57,76	36,2	114			1,02		2,00

82,81	40,5	114		0,97			3,00
134,56	51,1	114			0,95		28,00
69	33,3	69				1,33	500,00
86	34,2	85				1,38	500,00
58	30,6	89				1,57	500,00
91	37,2	69				1,19	500,00
106	37,5	99				1,33	500,00
111	38,1	106				1,34	500,00
117	43,8	112				1,18	500,00
118	40,7	114				1,28	500,00
68	35,5	69				1,24	500,00
89	34,5	85				1,37	500,00
69	32,8	89				1,47	500,00
101	40,5	69				1,09	500,00
116	40,3	99				1,24	500,00
116	41,4	106				1,23	500,00
121	46,9	112				1,11	500,00
129	41,3	114				1,26	500,00
66,63	33,21	92,88	1,26	1,11	1,13	1,29	1,20



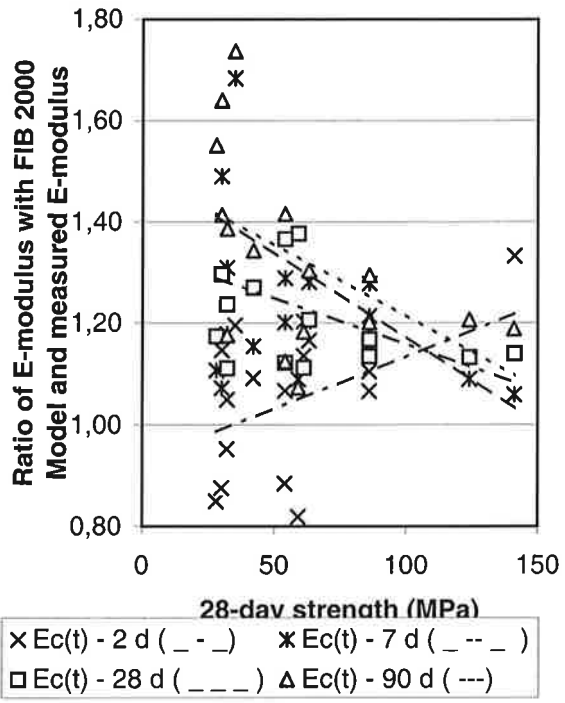
◇ Ec(t) - 1 d (_____) × Ec(t) - 2-3 d (_ _ _)
 □ Ec(t) - 28 d (_ _ _ _) Δ Ec(t) - 500 d (- - -)

s	E _c	
0,20	40,90	1,00
0,20	40,90	1,00
0,20	43,85	2,00
0,20	43,85	2,00
0,20	40,90	3,00
0,20	40,90	3,00
0,20	44,52	4,00
0,20	44,52	4,00
0,20	46,13	5,00
0,20	46,13	5,00
0,20	47,19	6,00
0,20	47,19	6,00
0,20	48,06	7,00
0,20	48,06	7,00
0,20	48,35	8,00
0,20	48,35	8,00
0,20	40,90	1,00
0,20	40,90	1,00
0,20	43,85	2,00
0,20	43,85	2,00
0,20	40,90	3,00
0,20	40,90	3,00
0,20	44,52	4,00
0,20	44,52	4,00
0,20	46,13	5,00
0,20	46,13	5,00
0,20	47,19	6,00
0,20	47,19	6,00
0,20	48,06	7,00
0,20	48,06	7,00
0,20	48,35	8,00
0,20	48,35	8,00
0,20	40,90	1,00
0,20	40,90	
0,20	40,90	
0,20	40,90	
0,20	43,85	2,00
0,20	43,85	
0,20	43,85	0,50
0,20	43,85	1,50
0,20	40,90	3,00
0,20	40,90	
0,20	40,90	
0,20	40,90	
0,20	44,52	4,00
0,20	44,52	
0,20	44,52	
0,20	44,52	
0,20	46,13	5,00
0,20	46,13	
0,20	46,13	
0,20	46,13	
0,20	47,19	6,00
0,20	47,19	
0,20	47,19	
0,20	47,19	
0,20	48,06	7,00
0,20	48,06	
0,20	48,06	
0,20	48,06	
0,20	48,35	8,00
0,20	48,35	

0,20	48,35	
0,20	48,35	
0,20	40,90	1
0,20	43,85	2
0,20	44,52	3
0,20	40,90	4
0,20	46,13	5
0,20	47,19	6
0,20	48,06	7
0,20	48,35	8
0,20	40,90	1
0,20	43,85	2
0,20	44,52	3
0,20	40,90	4
0,20	46,13	5
0,20	47,19	6
0,20	48,06	7
0,20	48,35	8
	44,99	

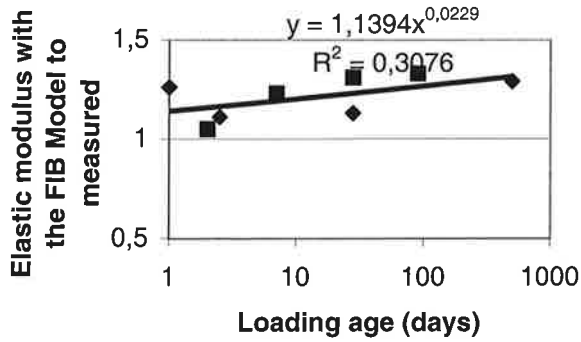
Appendix fibelast100

fc	E-modul (försegling)	fcm	$E_{c(t)} - 2 d (_ - _)$	$E_{c(t)} - 7 d (_ - - _)$	$E_{c(t)} - 28 d (_ - - -)$	$E_{c(t)} - 90 d (- - -)$	
63,00	29,60	141,00	1,33				27S
63,00	27,70	124,00	1,09				
110,00	40,80	141,00		1,06			
103,00	38,80	124,00		1,09			
141,00	45,50	141,00			1,14		
124,00	43,90	124,00			1,13		
158,00	47,40	141,00				1,19	
134,00	44,20	124,00				1,21	
36,00	23,90	59,00	0,82				32N
36,00	22,10	54,00	0,89				
50,00	27,90	59,00		1,09			
50,00	25,30	54,00		1,20			
59,00	28,20	59,00			1,38		
54,00	33,60	54,00			1,12		
61,00	39,80	59,00				1,07	
64,00	38,60	54,00				1,12	
45,00	19,30	42,00	1,09				38N
46,00	19,90	54,00	1,07				
46,00	25,60	42,00		1,15			
56,00	24,50	54,00		1,29			
42,00	27,30	42,00			1,27		
54,00	27,60	54,00			1,37		
43,00	28,30	42,00				1,34	
60,00	30,00	54,00				1,42	
65,00	27,60	86,00	1,10				38S
65,00	28,60	86,00	1,07				
76,00	29,90	86,00		1,28			
79,00	31,90	86,00		1,21			
86,00	38,80	86,00			1,13		
86,00	37,70	86,00			1,17		
98,00	40,00	86,00				1,20	
94,00	36,60	86,00				1,29	
23,00	14,70	30,00	1,15				50N
23,00	14,10	35,00	1,20				
27,00	16,60	30,00		1,49			
27,00	14,70	35,00		1,68			
30,00	16,40	30,00			1,89		
35,00	15,20	35,00			2,15		
38,00	25,80	30,00				1,41	
38,00	21,00	35,00				1,74	
43,00	23,40	61,00	1,14				50S
43,00	22,80	63,00	1,17				
52,00	28,00	61,00		1,20			
55,00	26,80	63,00		1,28			
61,00	35,30	61,00			1,11		
63,00	32,90	63,00			1,21		
67,00	35,80	61,00				1,18	
67,00	32,50	63,00				1,30	
14,00	16,80	28,00	0,85				80N
14,00	16,30	30,00	0,88				
24,00	21,50	28,00		1,11			
24,00	22,20	30,00		1,07			
28,00	25,80	28,00			1,17		
30,00	23,90	30,00			1,30		
32,00	22,20	28,00				1,55	
26,00	19,60	30,00				1,64	
18,00	16,30	32,00	0,95				80S
18,00	14,80	32,00	1,05				
27,00	21,00	32,00		1,18			
27,00	18,90	32,00		1,31			
32,00	28,50	32,00			1,11		
32,00	25,60	32,00			1,24		
34,00	29,90	32,00				1,18	
35,00	25,60	32,00				1,39	
	27,43	59,81	1,05	1,23	1,31	1,33	1,23



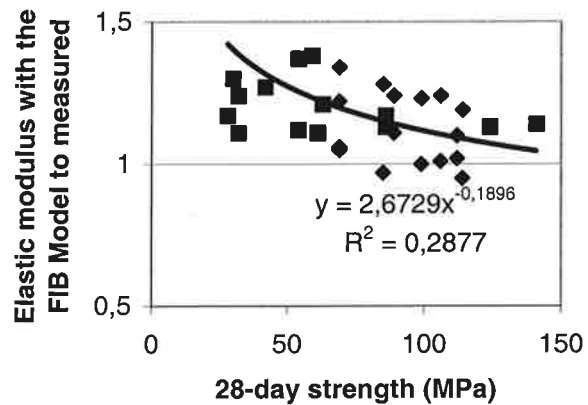
t	s	E_c
2,00	0,20	51,90
2,00	0,20	39,68
7,00	0,20	47,78
7,00	0,20	46,74
28,00	0,20	51,90
28,00	0,20	49,72
90,00	0,20	53,90
90,00	0,20	51,02
2,00	0,38	32,94
2,00	0,38	32,94
7,00	0,38	36,74
7,00	0,38	36,74
28,00	0,38	38,83
28,00	0,38	37,70
90,00	0,38	39,26
90,00	0,38	39,89
2,00	0,38	35,48
2,00	0,38	35,74
7,00	0,38	35,74
7,00	0,38	38,16
28,00	0,38	34,67
28,00	0,38	37,70
90,00	0,38	34,94
90,00	0,38	39,04
2,00	0,20	40,10
2,00	0,20	40,10
7,00	0,20	42,24
7,00	0,20	42,79
28,00	0,20	44,02
28,00	0,20	44,02
90,00	0,20	45,97
90,00	0,20	45,34
2,00	0,38	28,37
2,00	0,38	28,37
7,00	0,38	29,93
7,00	0,38	29,93
28,00	0,38	31,00
28,00	0,38	32,63
90,00	0,38	33,54
90,00	0,38	33,54
2,00	0,20	34,94
2,00	0,20	34,94
7,00	0,20	37,23
7,00	0,20	37,93
28,00	0,20	39,26
28,00	0,20	39,68
90,00	0,20	40,51
90,00	0,20	40,51
2,00	0,38	24,05
2,00	0,38	24,05
7,00	0,38	28,78
7,00	0,38	28,78
28,00	0,38	30,29
28,00	0,38	31,00
90,00	0,38	31,67
90,00	0,38	29,55
2,00	0,38	26,15
2,00	0,38	26,15
7,00	0,38	29,93
7,00	0,38	29,93
28,00	0,38	31,67
28,00	0,38	31,67
90,00	0,38	32,32
90,00	0,38	32,63
		36,64

	56-mm cylinder	100-mm cylinder
1	1,26	
2,5	1,11	
28	1,13	
500	1,29	
2	1,05	1,05
7	1,23	1,23
28	1,31	1,31



◆ 56-mm cylinder ■ 100-mm cylinder

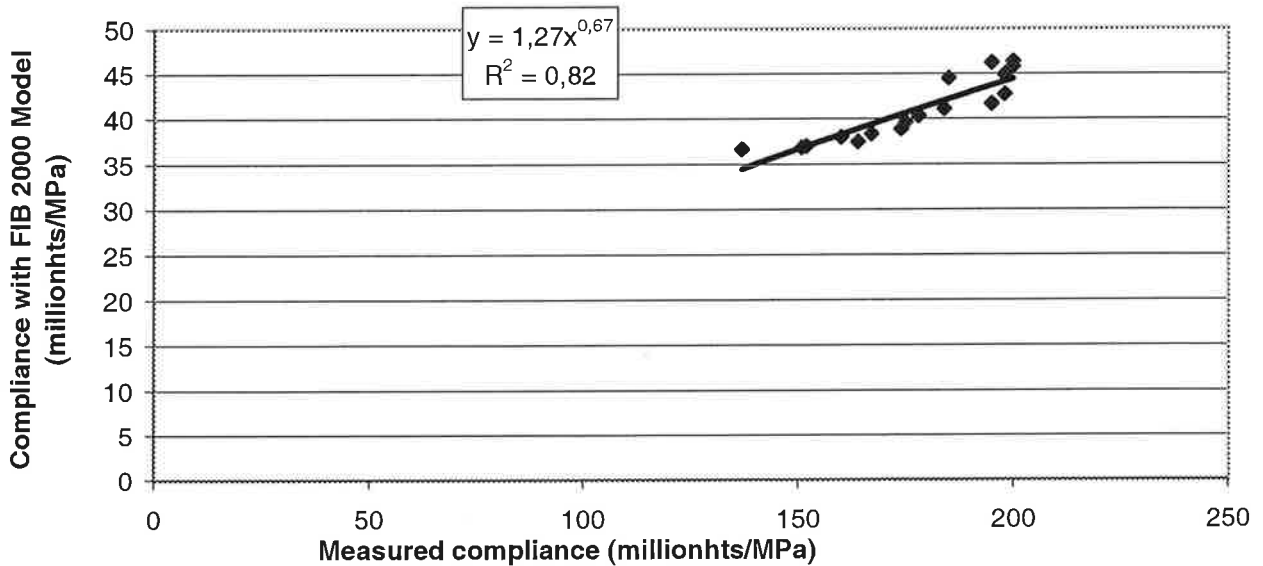
fcm	56-mm cylinder	100-mm cylinder
69	1,22	
85	1,28	
69	1,34	
89	1,24	
99	1,23	
106	1,24	
112	1,1	
114	1,19	
69	1,06	
85	0,97	
69	1,05	
89	1,11	
99	1	
106	1,01	
112	1,02	
114	0,95	
141	1,14	1,14
124	1,13	1,13
59	1,38	1,38
54	1,12	1,12
42	1,27	1,27
54	1,37	1,37
86	1,13	1,13
86	1,17	1,17
30	1,89	1,89
35	2,15	2,15
61	1,11	1,11
63	1,21	1,21
28	1,17	1,17
30	1,3	1,3
32	1,11	1,11
32	1,24	1,24
76,34375	1,215625	



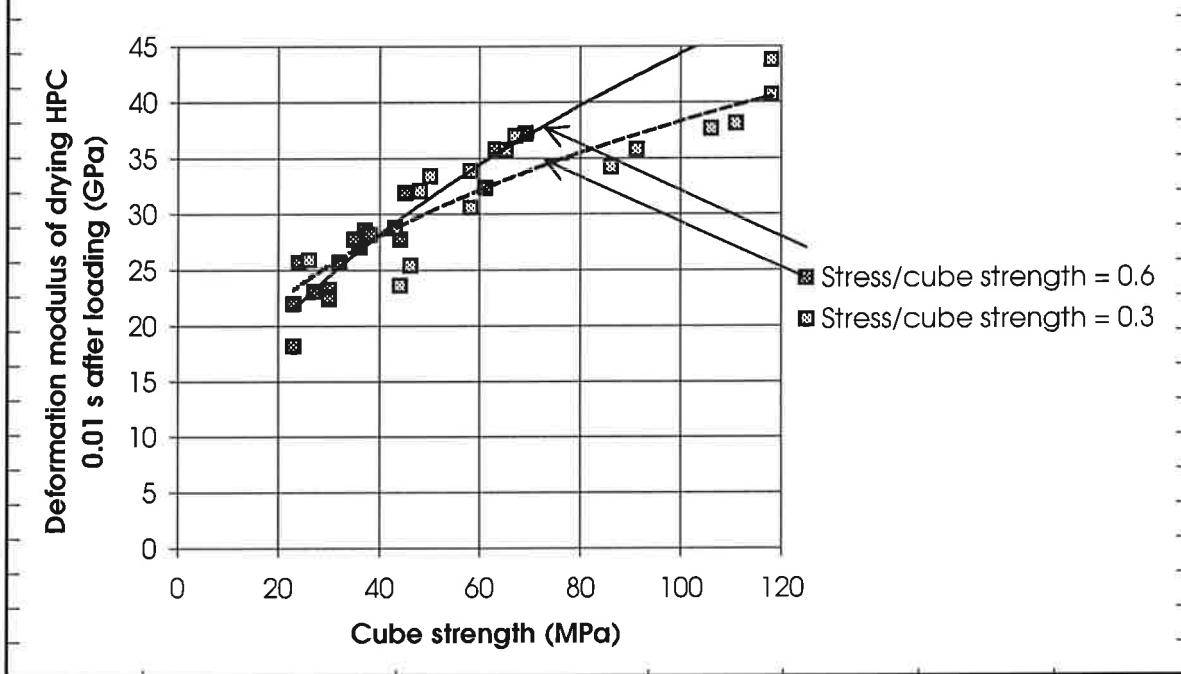
◆ 56-mm cylinder ■ 100-mm cylinder

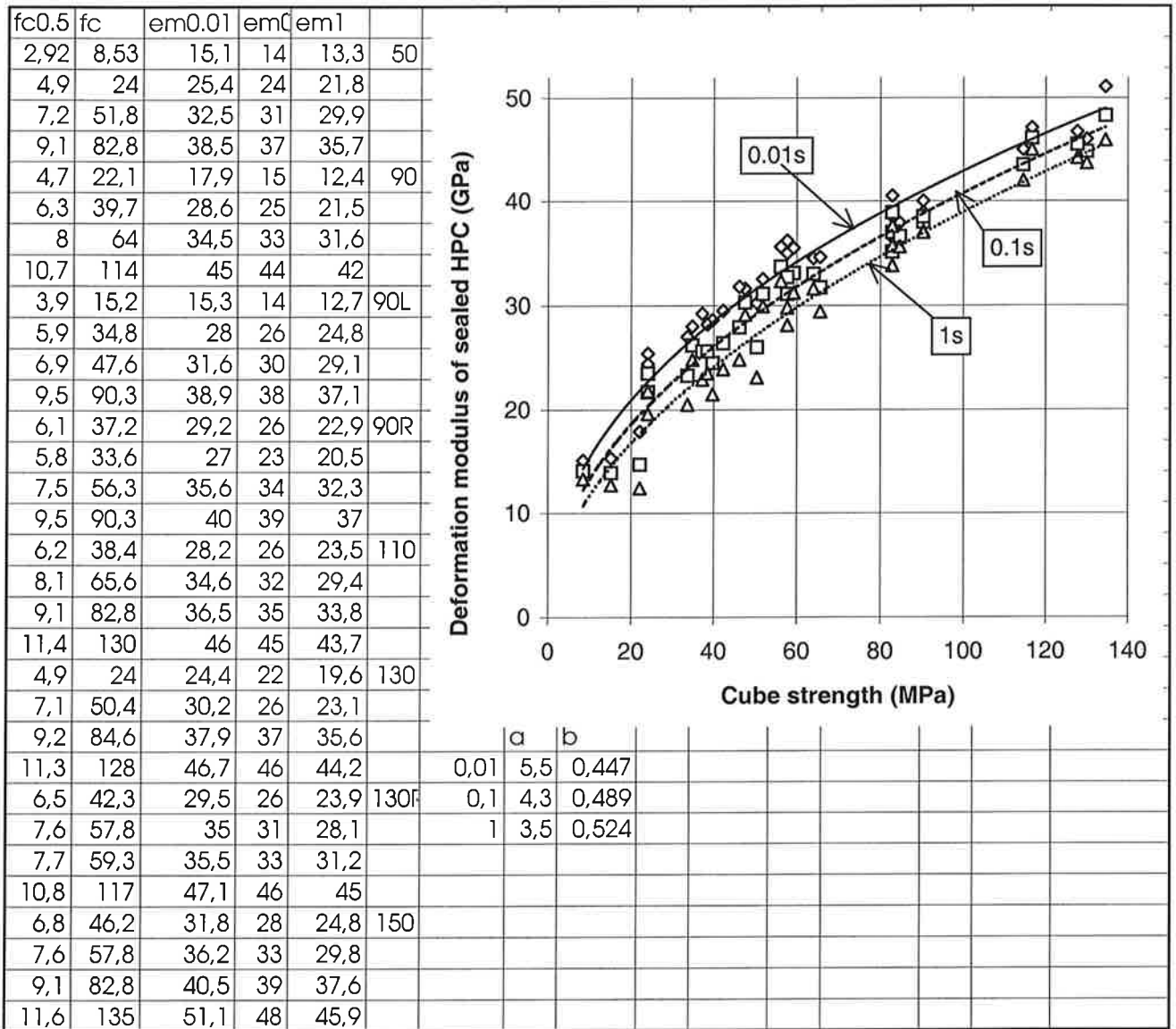
Appendix 1B01

tage	tload	J(t,t0)m	J(t,t0)	n(t0)	fi0	fiRH	RH	d	alfa1	alfa2	beta(fcm)	beta(t0)	t0	beta(t,t0)	betaH	fi(t,t0)	Ec	Ec(t0)	s	fcm0	fcm
4	3	137	37	1,54	0,55	1,35	94	56	0,70	0,90	0,45	0,91	1	0,00	604,60	0,00	0,042	0,027	0,20	14	82
11	10	151	37	1,54	0,55	1,35	94	56	0,70	0,90	0,45	0,91	1	0,02	604,60	0,01	0,042	0,027	0,20	14	82
19	18	152	37	1,54	0,55	1,35	94	56	0,70	0,90	0,45	0,91	1	0,03	604,60	0,02	0,042	0,027	0,20	14	82
42	41	164	37	1,54	0,55	1,35	94	56	0,70	0,90	0,45	0,91	1	0,06	604,60	0,04	0,042	0,027	0,20	14	82
71	70	160	38	1,54	0,55	1,35	94	56	0,70	0,90	0,45	0,91	1	0,10	604,60	0,06	0,042	0,027	0,20	14	82
91	90	167	38	1,54	0,55	1,35	94	56	0,70	0,90	0,45	0,91	1	0,13	604,60	0,07	0,042	0,027	0,20	14	82
130	129	174	39	1,54	0,55	1,35	94	56	0,70	0,90	0,45	0,91	1	0,18	604,60	0,10	0,042	0,027	0,20	14	82
178	177	175	40	1,54	0,55	1,35	94	56	0,70	0,90	0,45	0,91	1	0,23	604,60	0,13	0,042	0,027	0,20	14	82
241	240	178	40	1,54	0,55	1,35	94	56	0,70	0,90	0,45	0,91	1	0,28	604,60	0,16	0,042	0,027	0,20	14	82
317	316	184	41	1,54	0,55	1,35	94	56	0,70	0,90	0,45	0,91	1	0,34	604,60	0,19	0,042	0,027	0,20	14	82
382	381	195	42	1,54	0,55	1,35	94	56	0,70	0,90	0,45	0,91	1	0,39	604,60	0,21	0,042	0,027	0,20	14	82
522	521	198	43	1,54	0,55	1,35	94	56	0,70	0,90	0,45	0,91	1	0,46	604,60	0,26	0,042	0,027	0,20	14	82
901	900	185	44	1,54	0,55	1,35	94	56	0,70	0,90	0,45	0,91	1	0,60	604,60	0,33	0,042	0,027	0,20	14	82
1041	1040	198	45	1,54	0,55	1,35	94	56	0,70	0,90	0,45	0,91	1	0,63	604,60	0,35	0,042	0,027	0,20	14	82
1381	1380	200	46	1,54	0,55	1,35	94	56	0,70	0,90	0,45	0,91	1	0,70	604,60	0,39	0,042	0,027	0,20	14	82
1611	1610	195	46	1,54	0,55	1,35	94	56	0,70	0,90	0,45	0,91	1	0,73	604,60	0,40	0,042	0,027	0,20	14	82
1721	1720	200	46	1,54	0,55	1,35	94	56	0,70	0,90	0,45	0,91	1	0,74	604,60	0,41	0,042	0,027	0,20	14	82
1			37	1,54	0,55	1,35	94	56	0,70	0,90	0,45	0,91	1	0,00	604,60	0,00	0,042	0,027	0,20	14	82
1			37	1,54	0,55	1,35	94	56	0,70	0,90	0,45	0,91	1	0,00	604,60	0,00	0,042	0,027	0,20	14	82
1			37	1,54	0,55	1,35	94	56	0,70	0,90	0,45	0,91	1	0,00	604,60	0,00	0,042	0,027	0,20	14	82
1			37	1,54	0,55	1,35	94	56	0,70	0,90	0,45	0,91	1	0,00	604,60	0,00	0,042	0,027	0,20	14	82
1			37	1,54	0,55	1,35	94	56	0,70	0,90	0,45	0,91	1	0,00	604,60	0,00	0,042	0,027	0,20	14	82
1			37	1,54	0,55	1,35	94	56	0,70	0,90	0,45	0,91	1	0,00	604,60	0,00	0,042	0,027	0,20	14	82
1			37	1,54	0,55	1,35	94	56	0,70	0,90	0,45	0,91	1	0,00	604,60	0,00	0,042	0,027	0,20	14	82
1			37	1,54	0,55	1,35	94	56	0,70	0,90	0,45	0,91	1	0,00	604,60	0,00	0,042	0,027	0,20	14	82
1			37	1,54	0,55	1,35	94	56	0,70	0,90	0,45	0,91	1	0,00	604,60	0,00	0,042	0,027	0,20	14	82
1			37	1,54	0,55	1,35	94	56	0,70	0,90	0,45	0,91	1	0,00	604,60	0,00	0,042	0,027	0,20	14	82
1			37	1,54	0,55	1,35	94	56	0,70	0,90	0,45	0,91	1	0,00	604,60	0,00	0,042	0,027	0,20	14	82
1			37	1,54	0,55	1,35	94	56	0,70	0,90	0,45	0,91	1	0,00	604,60	0,00	0,042	0,027	0,20	14	82
1			37	1,54	0,55	1,35	94	56	0,70	0,90	0,45	0,91	1	0,00	604,60	0,00	0,042	0,027	0,20	14	82
1			37	1,54	0,55	1,35	94	56	0,70	0,90	0,45	0,91	1	0,00	604,60	0,00	0,042	0,027	0,20	14	82
1			37	1,54	0,55	1,35	94	56	0,70	0,90	0,45	0,91	1	0,00	604,60	0,00	0,042	0,027	0,20	14	82
1			37	1,54	0,55	1,35	94	56	0,70	0,90	0,45	0,91	1	0,00	604,60	0,00	0,042	0,027	0,20	14	82
1			37	1,54	0,55	1,35	94	56	0,70	0,90	0,45	0,91	1	0,00	604,60	0,00	0,042	0,027	0,20	14	82
1			37	1,54	0,55	1,35	94	56	0,70	0,90	0,45	0,91	1	0,00	604,60	0,00	0,042	0,027	0,20	14	82
1			37	1,54	0,55	1,35	94	56	0,70	0,90	0,45	0,91	1	0,00	604,60	0,00	0,042	0,027	0,20	14	82
1			37	1,54	0,55	1,35	94	56	0,70	0,90	0,45	0,91	1	0,00	604,60	0,00	0,042	0,027	0,20	14	82
1			37	1,54	0,55	1,35	94	56	0,70	0,90	0,45	0,91	1	0,00	604,60	0,00	0,042	0,027	0,20	14	82
1			37	1,54	0,55	1,35	94	56	0,70	0,90	0,45	0,91	1	0,00	604,60	0,00	0,042	0,027	0,20	14	82
1			37	1,54	0,55	1,35	94	56	0,70	0,90	0,45	0,91	1	0,00	604,60	0,00	0,042	0,027	0,20	14	82
1			37	1,54	0,55	1,35	94	56	0,70	0,90	0,45	0,91	1	0,00	604,60	0,00	0,042	0,027	0,20	14	82
1			37	1,54	0,55	1,35	94	56	0,70	0,90	0,45	0,91	1	0,00	604,60	0,00	0,042	0,027	0,20	14	82
1			37	1,54	0,55	1,35	94	56	0,70	0,90	0,45	0,91	1	0,00	604,60	0,00	0,042	0,027	0,20	14	82



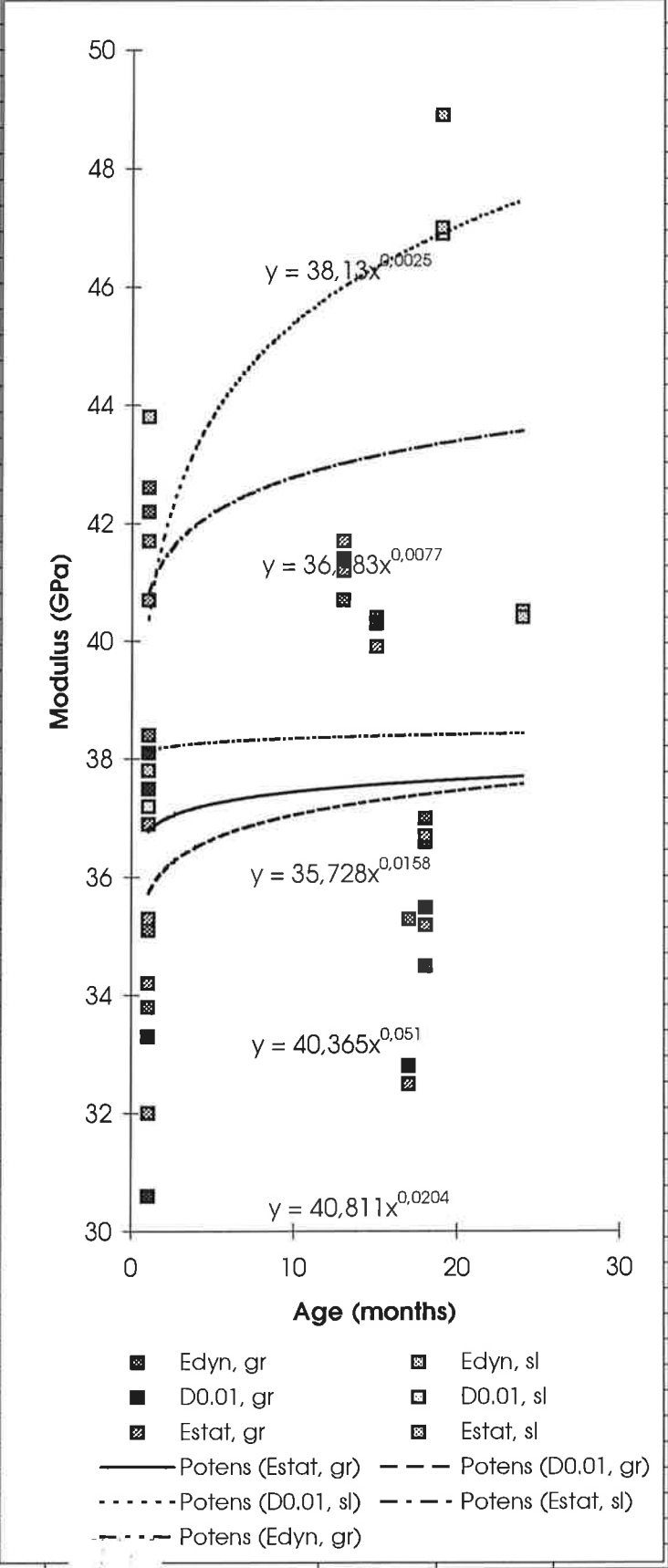
	Stress/cube strengt	Stress/cube strength = 0.3			
23	18,2				
32	25,7				
24	25,7				
44	27,8				
27	23,1				
30	23,3				
23	22				
37	28,6				
38	28,2				
45	31,9				
30	22,5				
61	32,4				
36	27,1				
63	35,8				
35	27,8				
69	37,2				
26		25,9			
50		33,4			
44		23,6			
86		34,2			
43		28,8			
58		30,6			
48		32,1			
91		35,8			
46		25,4			
106		37,6			
58		33,9			
111		38,1			
67		37			
118		43,8			
65		35,7			
118		40,7			





Estat - granulated silica fume	Estat - silica fume slurry		Extension of Model Code 90			
34,2		1	50	32,11		
35,3		2	60	33,92		
32		3	70	35,52		
	37,8	4	80	36,97		
36,9		5	90	38,3		
40,7		6	100	39,53		
	43,8	7	110	40,68		
41,7		8	120	41,75		
35,2		1	130	42,77		
36,7		2				
32,5		3				
	40,4	4				
39,9		5				
41,7		6				
	47	7				
41,2		8				

Estat, gr	Estat, sl
34,2	
35,3	
32	
	37,8
36,9	
40,7	
	43,8
41,7	
35,2	
36,7	
32,5	
	40,4
39,9	
41,7	
	47
41,2	



	fc	fc/fc28	ó/fc	B02	D02	B07	D07	B28	D28	B90	D90	fc	E-modul (försegling)	E-modul (utforkning)
27S	63	0,45	0,4	0,78								63	29,6	
	63	0,51	0,4		0,95							63	27,7	27,7
	110	0,78	0,31			0,81						110	40,8	
	103	0,83	0,4				0,84					103	38,8	38,8
	141	1	0,18					0,62				141	45,5	
	124	1	0,2						0,62			124	43,9	43,9
	158	1,12	0,19							0,29		158	47,4	
	134	1,08	0,22								0,36	134	44,2	44,2
32N	36	0,85	0,68	1,79								36	23,9	
	36	0,93	0,7		3,7							36	22,1	22,1
	50	0,92	0,59			1,83						50	27,9	
	50	0,97	0,55				3,45					50	25,3	25,3
	59	1	0,53					1,23				59	28,2	
	54	1	0,65						3,25			54	33,6	33,6
	61	1,1	0,35							1,13		61	39,8	
	64	1,1	0,35								1,99	64	38,6	38,6
38N	45	0,98	0,79	1,47								45	19,3	
	46	0,83	0,78		2,82							46	19,9	19,9
	46	1	0,78			1,84						46	25,6	
	56	0,93	0,62				3,26					56	24,5	24,5
	42	1	0,7					1,73				42	27,3	
	54	1	0,7						3,09			54	27,6	27,6
	43	1,1	0,35							0,93		43	28,3	
	60	1,1	0,35								1,35	60	30	30
38S	65	0,76	0,4	1,1								65	27,6	
	65	0,76	0,4		1,79							65	28,6	28,6
	76	0,88	0,41			1,13						76	29,9	
	79	0,92	0,39				2,28					79	31,9	31,9
	86	1	0,2					1,05				86	38,8	
	86	1	0,2						1,71			86	37,7	37,7
	98	1,14	0,21							0,57		98	40	
	94	1,1	0,2								1,11	94	36,6	36,6
50N	23	0,77	0,69	2,12								23	14,7	
	23	0,66	0,69		3,64							23	14,1	14,1
	27	0,9	0,71			1,56						27	16,6	
	27	0,77	0,7				3,63					27	14,7	14,7
	30	1	0,7					1,42				30	16,4	
	35	1	0,6						3,02			35	15,2	15,2
	38	1,27	0,35							1,27		38	25,8	
	38	1,09	0,35								1,53	38	21	21
50S	43	0,7	0,4	1,29								43	23,4	
	43	0,66	0,4		2,28							43	22,8	22,8
	52	0,85	0,41			1,17						52	28	
	55	0,77	0,39				2,45					55	26,8	26,8
	61	1	0,2					1,3				61	35,3	
	63	1	0,19						2,15			63	32,9	32,9
	67	1	0,2							1,04		67	35,8	
	67	1	0,2								1,5	67	32,5	32,5
80N	14	0,5	0,7	1								14	16,8	
	14	0,47	0,7		3							14	16,3	16,3
	24	0,85	0,47			1,02						24	21,5	
	24	0,8	0,47				2,15					24	22,2	22,2
	28	1	0,39					0,89				28	25,8	
	30	1	0,36						1,67			30	23,9	23,9
	32	1,14	0,56							1,6		32	22,2	
	26	1,15	0,6								2,13	26	19,6	19,6
80S	18	0,56	0,4	1,29								18	16,3	
	18	0,56	0,4		2,7							18	14,8	14,8
	27	0,84	0,4			1,33						27	21	
	27	0,86	0,3				3,13					27	18,9	18,9
	32	1	0,2					1,71				32	28,5	
	32	1	0,2						3,74			32	25,6	25,6
	34	1,06	0,2							0,98		34	29,9	
	35	1,09	0,19								1,44	35	25,6	25,6