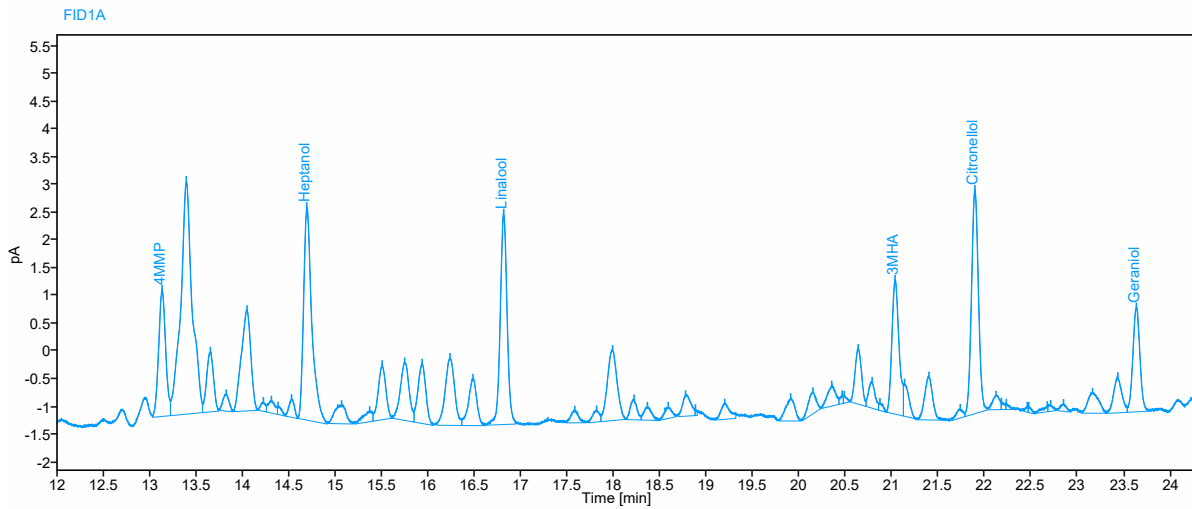
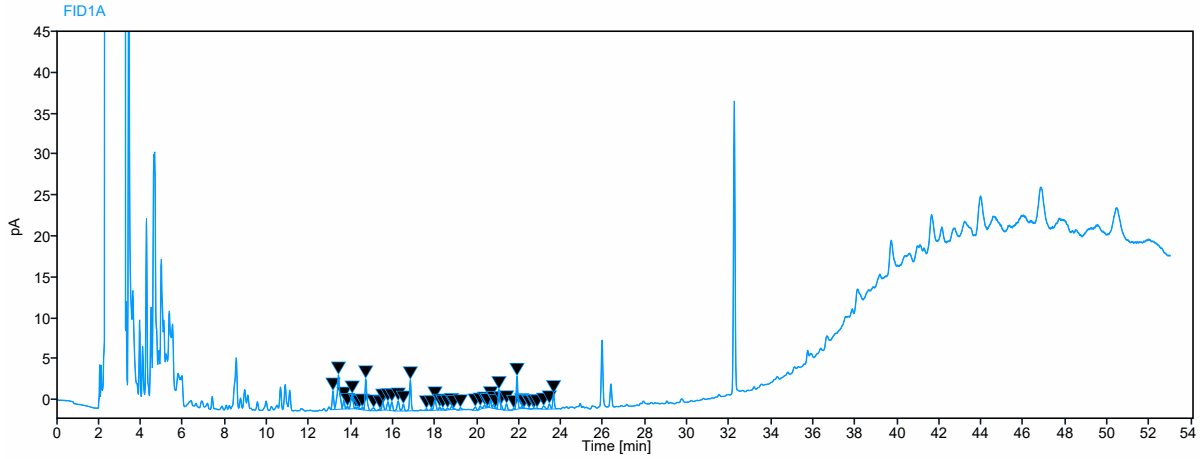
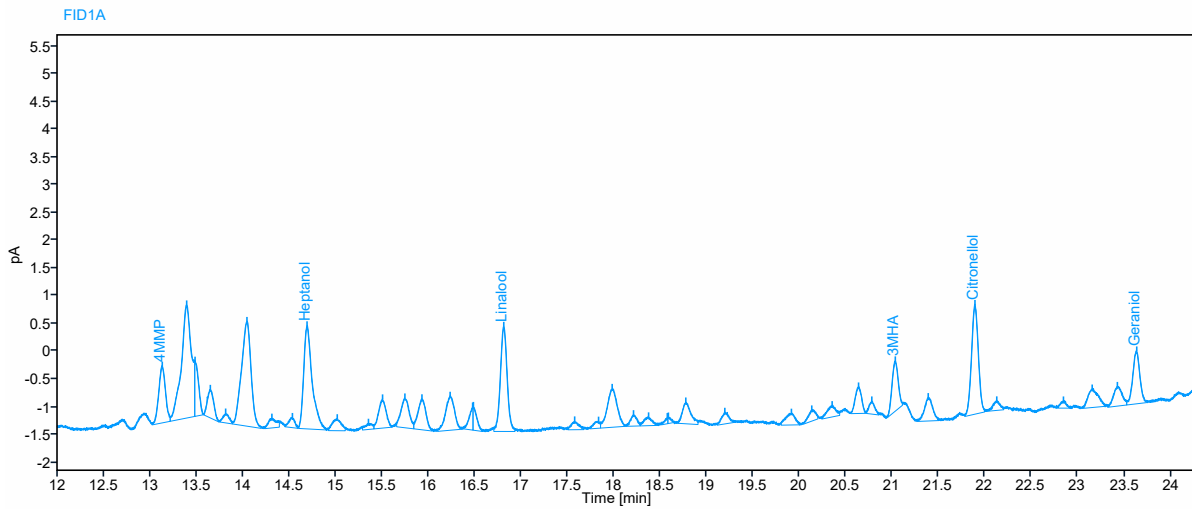
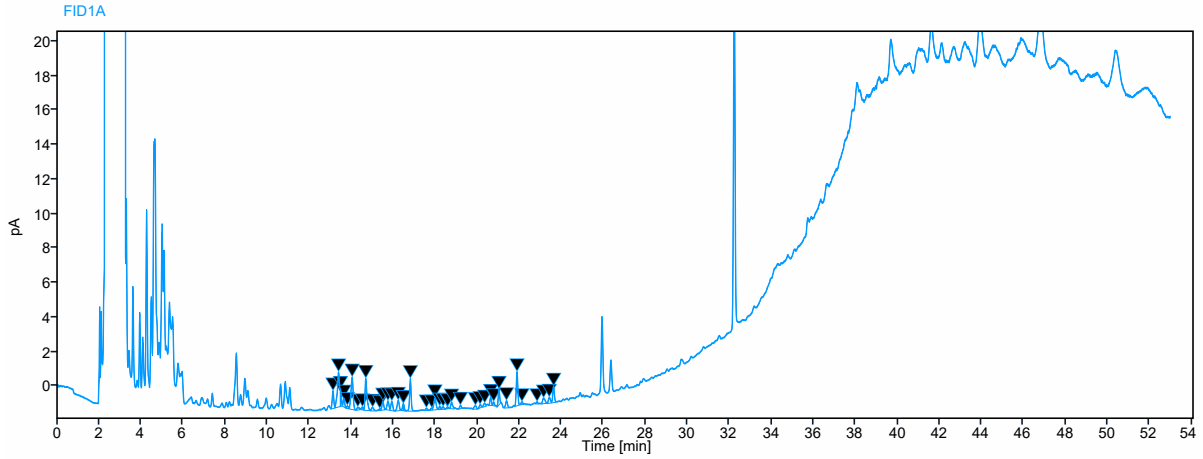


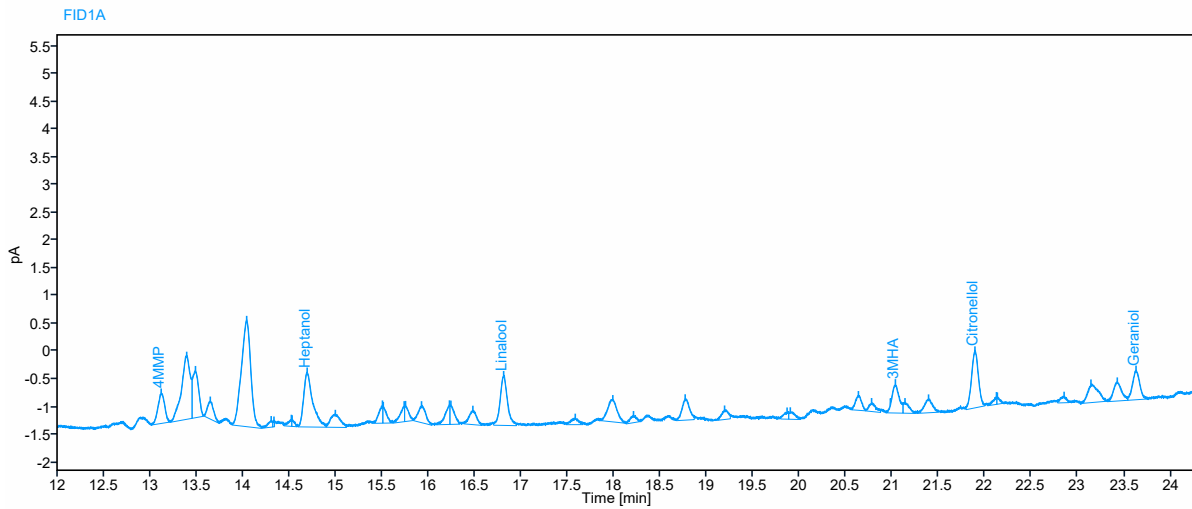
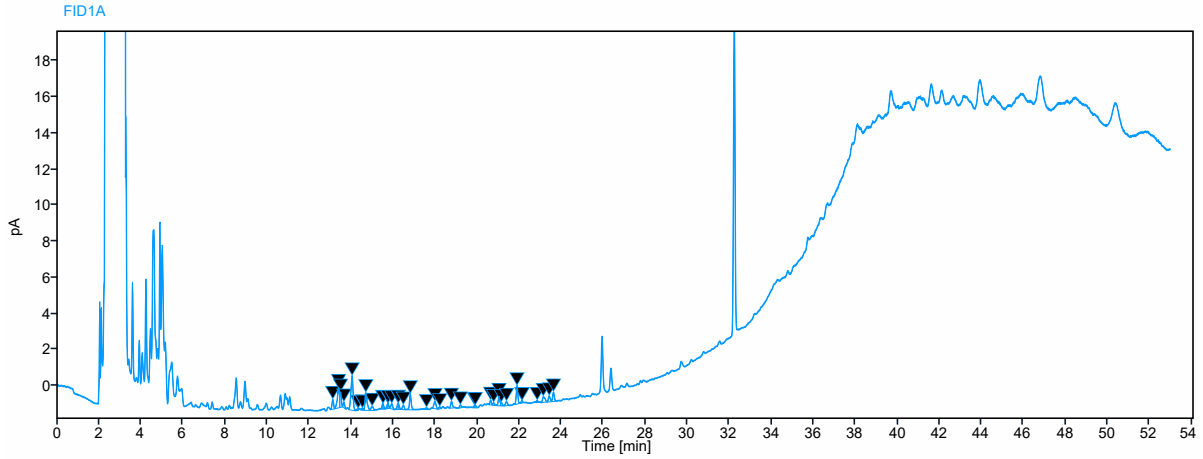
Sample Name Kal A 2022-04-29 16:35:44+02:00



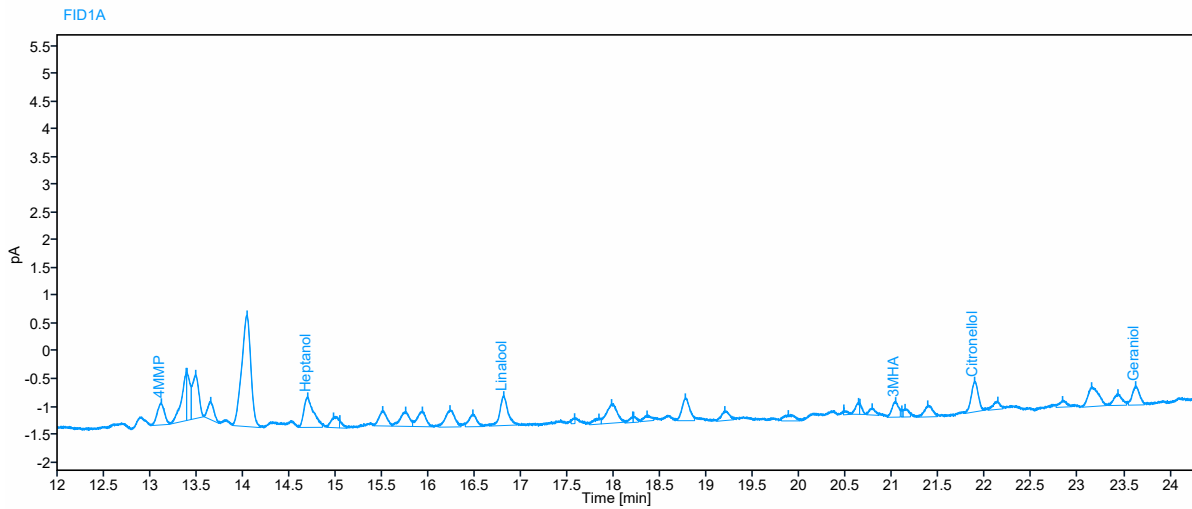
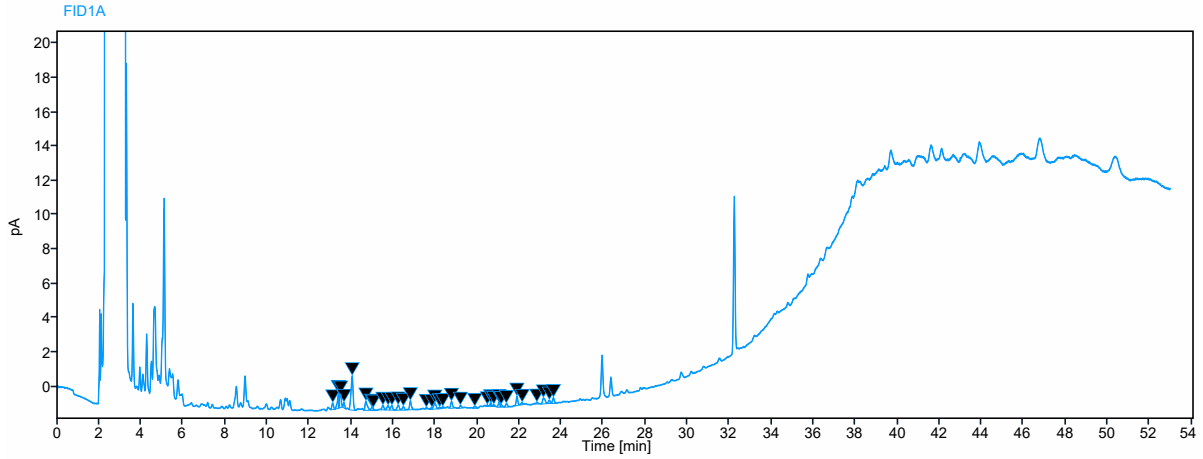
Sample Name Kal B 2022-04-29 17:31:02+02:00



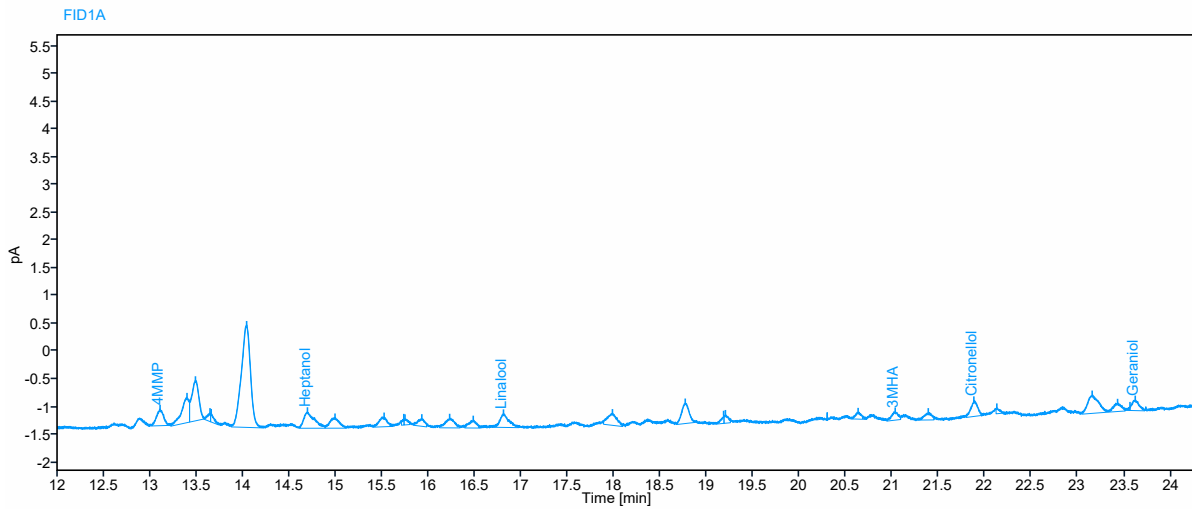
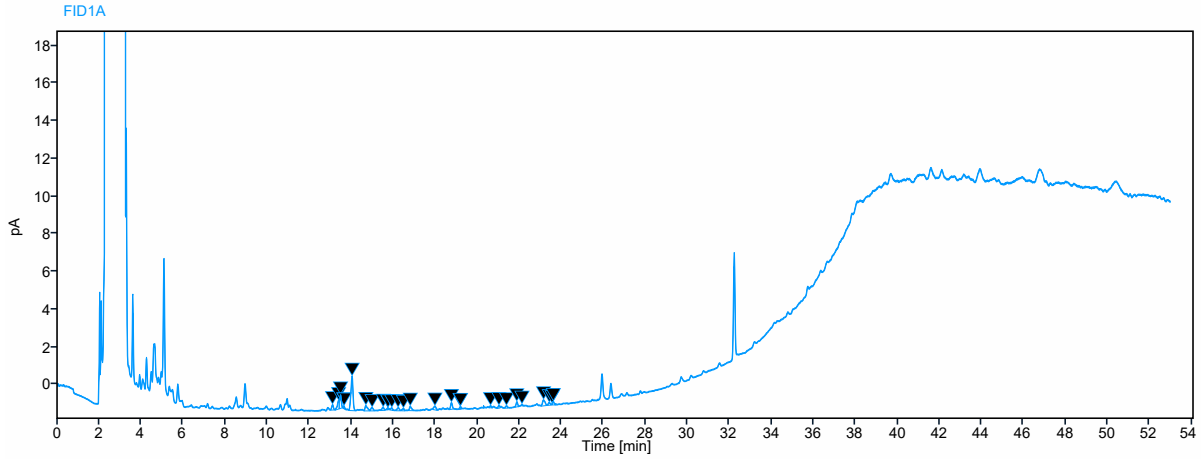
Sample Name Kal C 2022-04-29 18:26:19+02:00



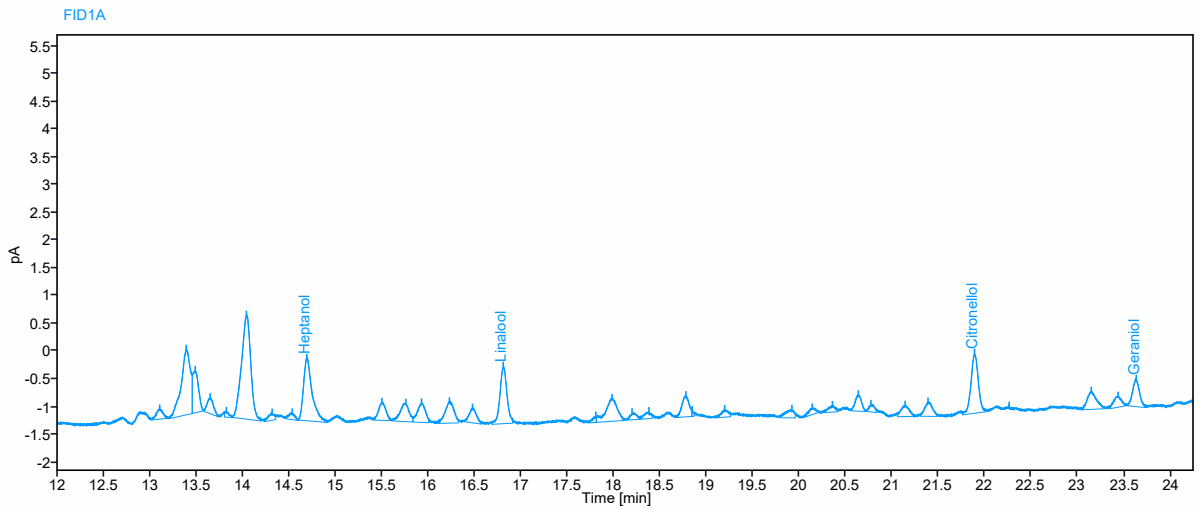
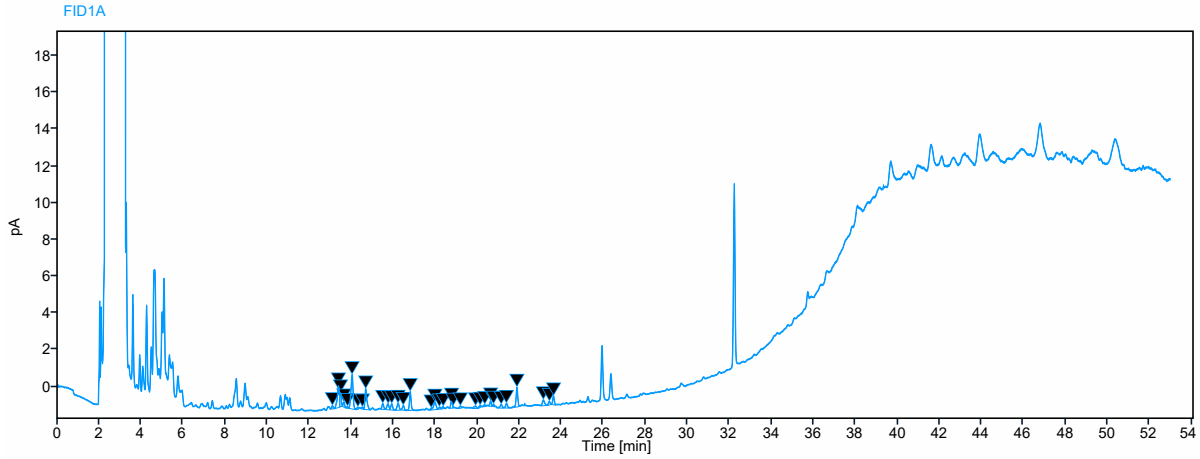
Sample Name Kal D 2022-04-29 19:21:37+02:00



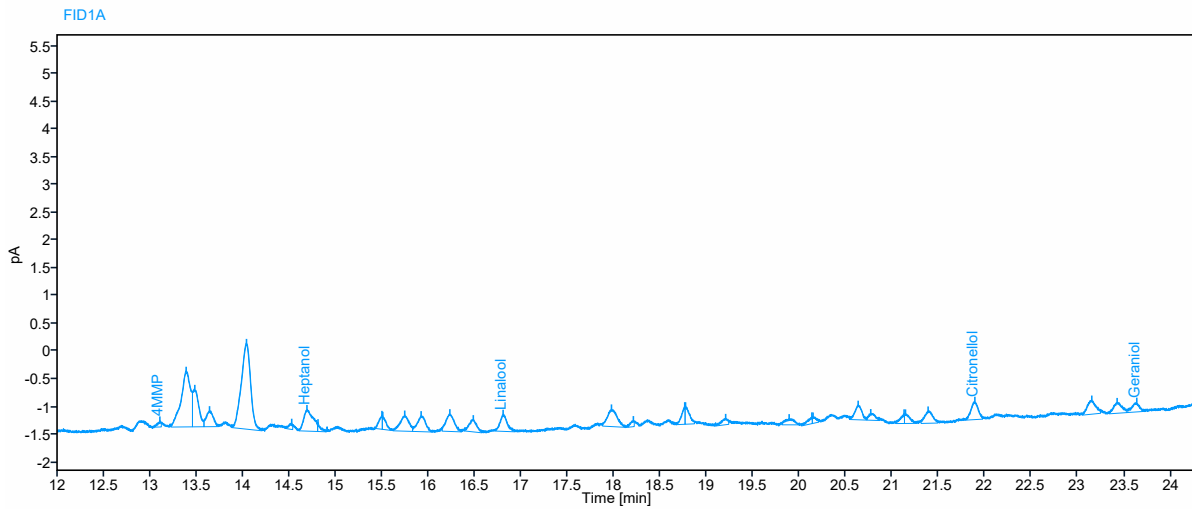
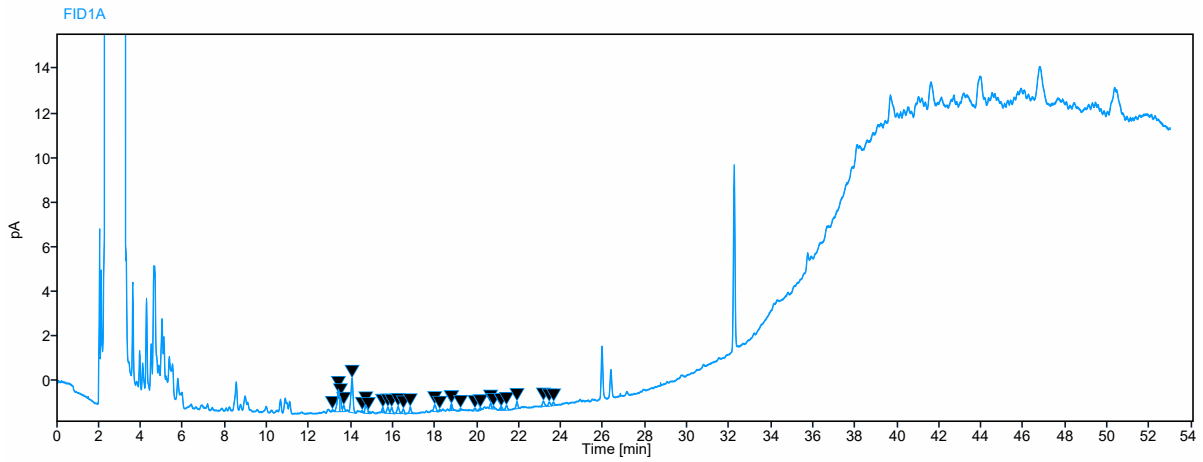
Sample Name Kal E 2022-04-29 20:16:54+02:00



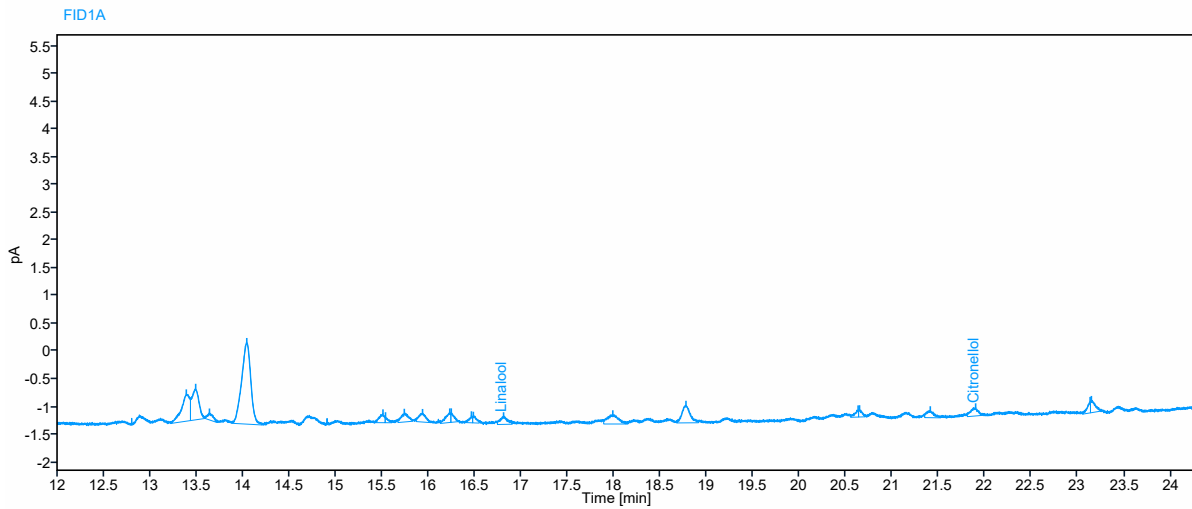
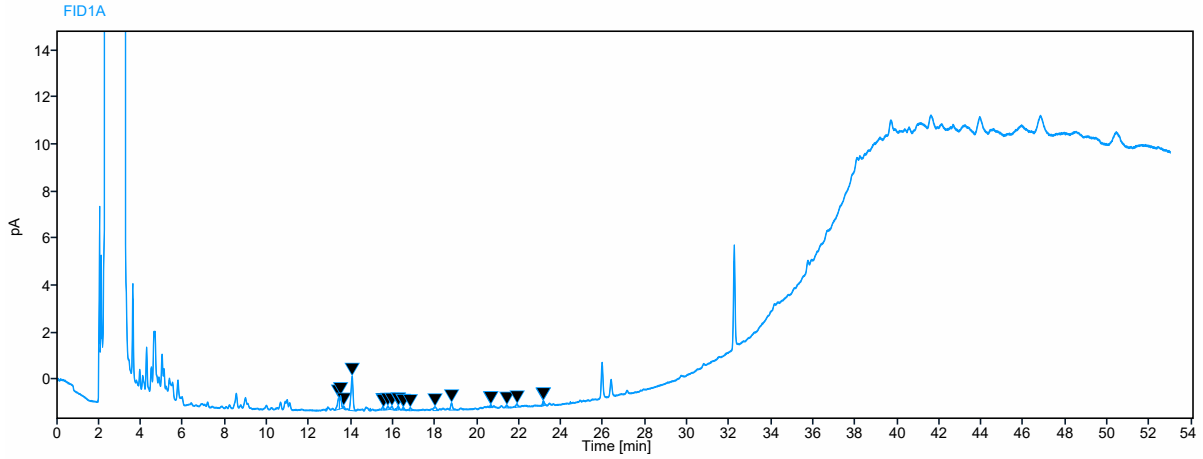
Sample Name Kal 1 2022-04-29 21:12:13+02:00



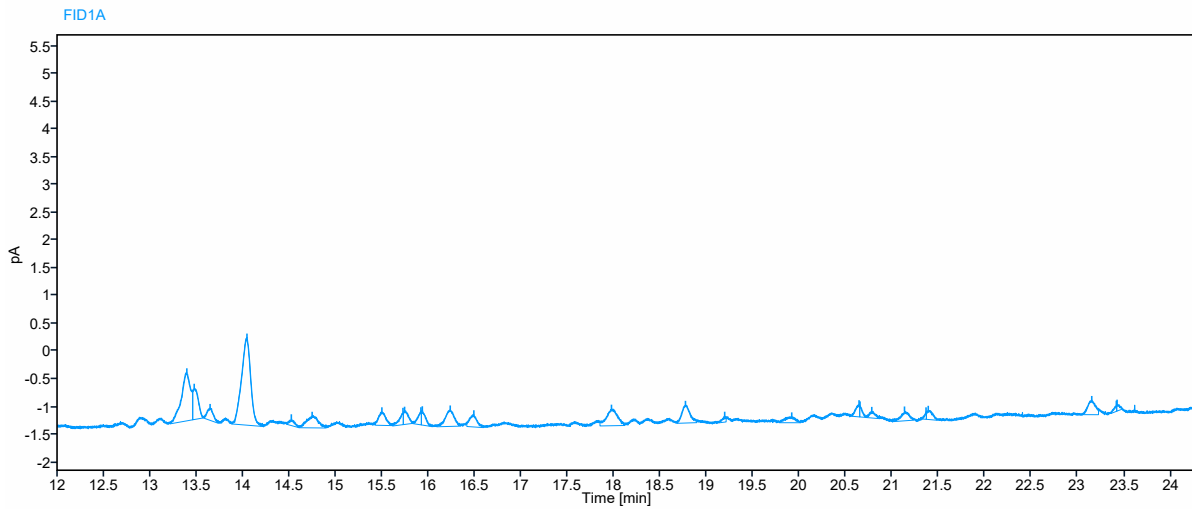
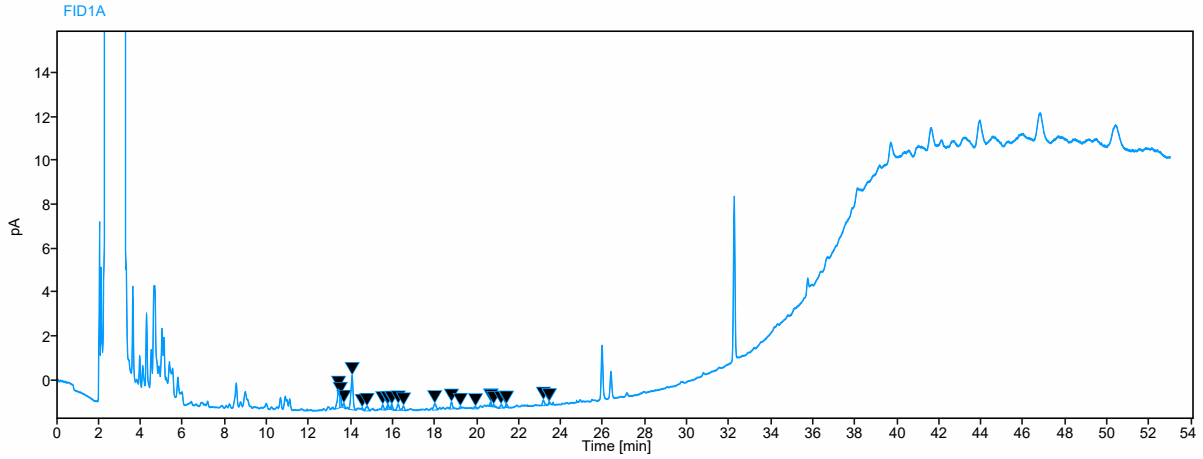
Sample Name Kal 2 2022-04-29 22:07:30+02:00



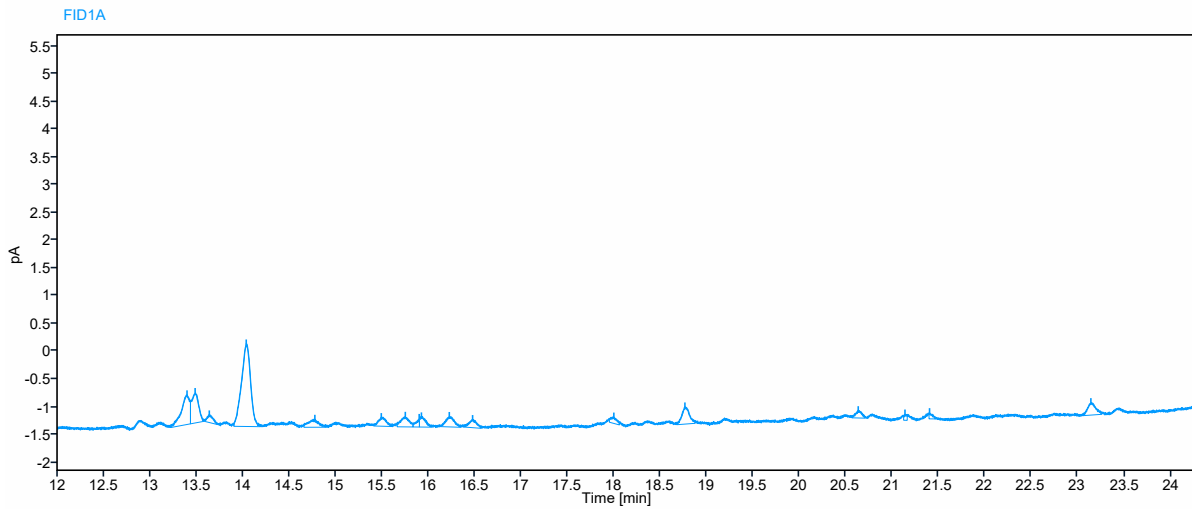
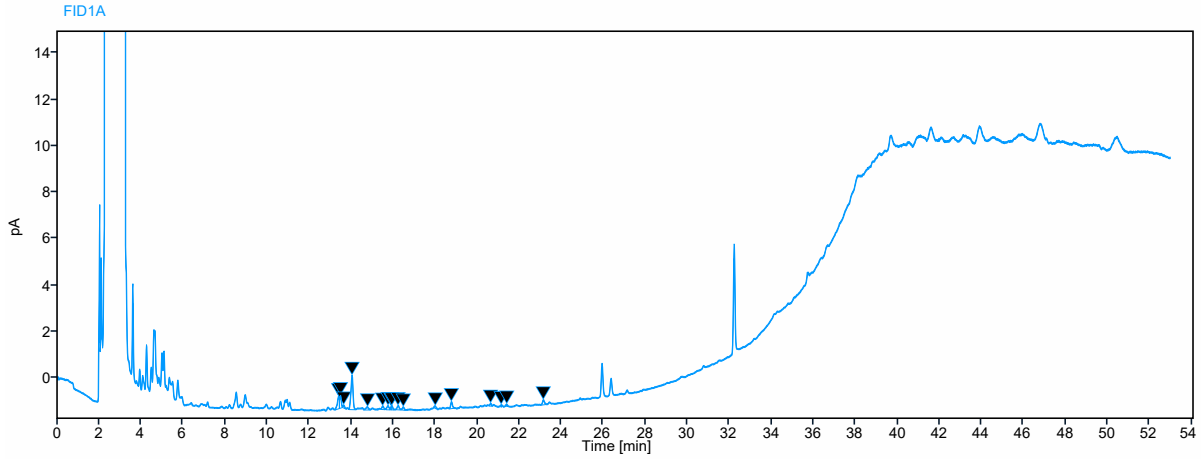
Sample Name Kal 3 2022-04-29 23:02:44+02:00



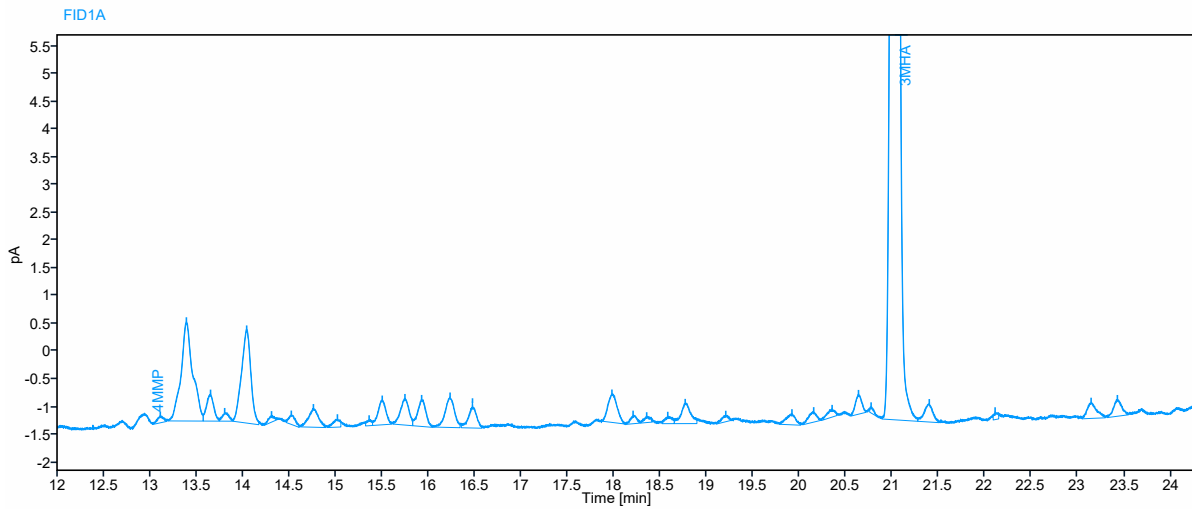
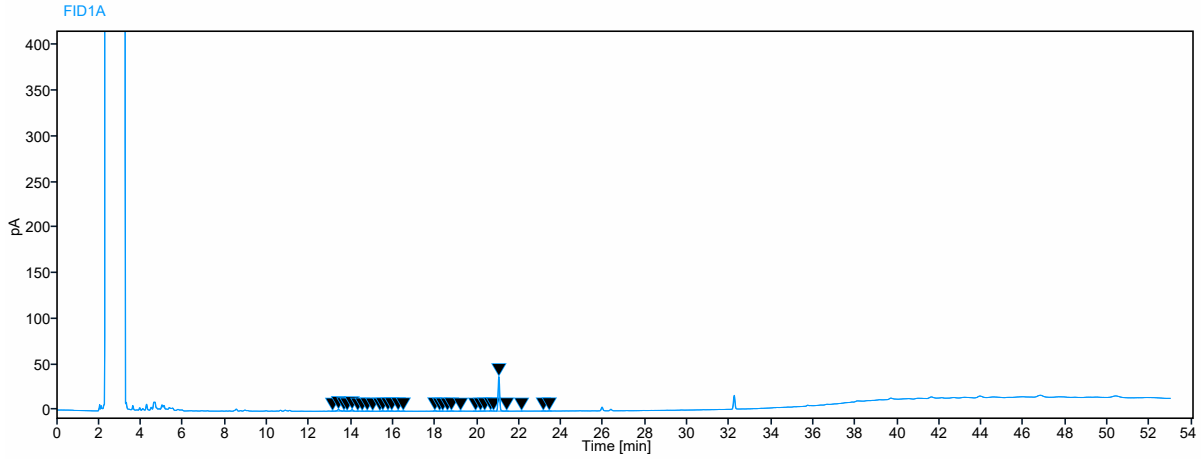
Sample Name Kal 4 2022-04-29 23:58:16+02:00



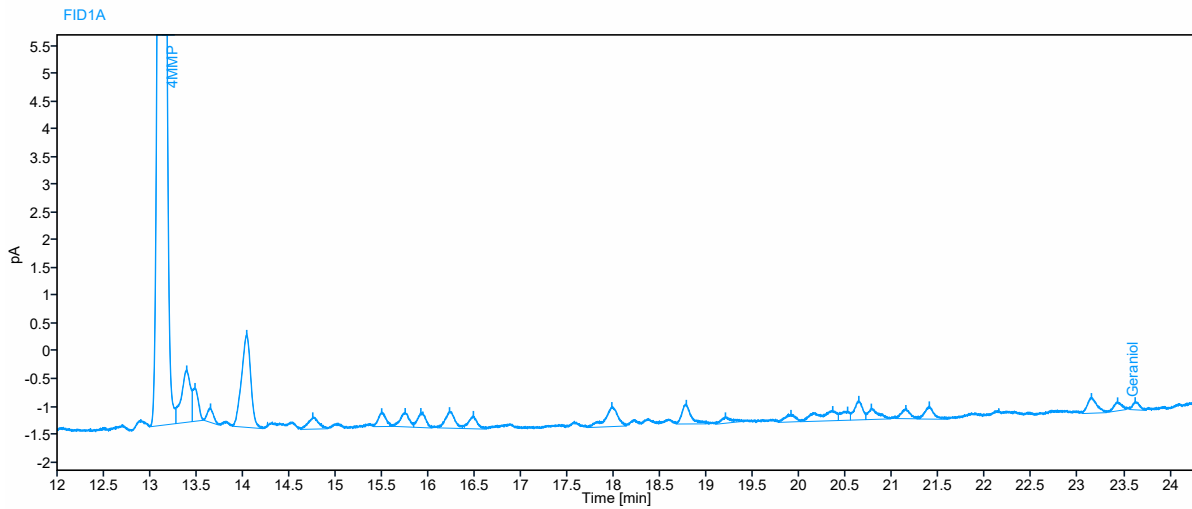
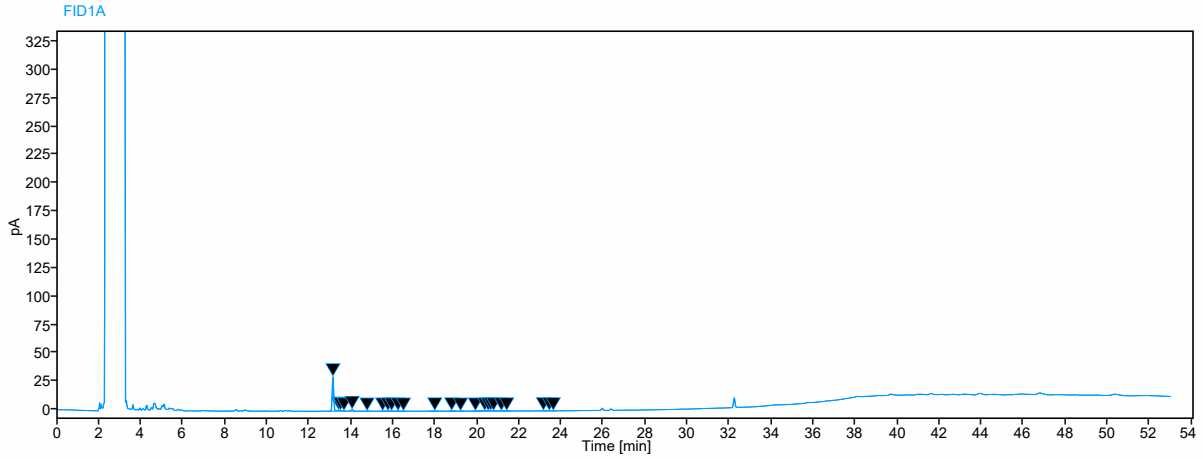
Sample Name Kal 5 2022-04-30 00:53:31+02:00



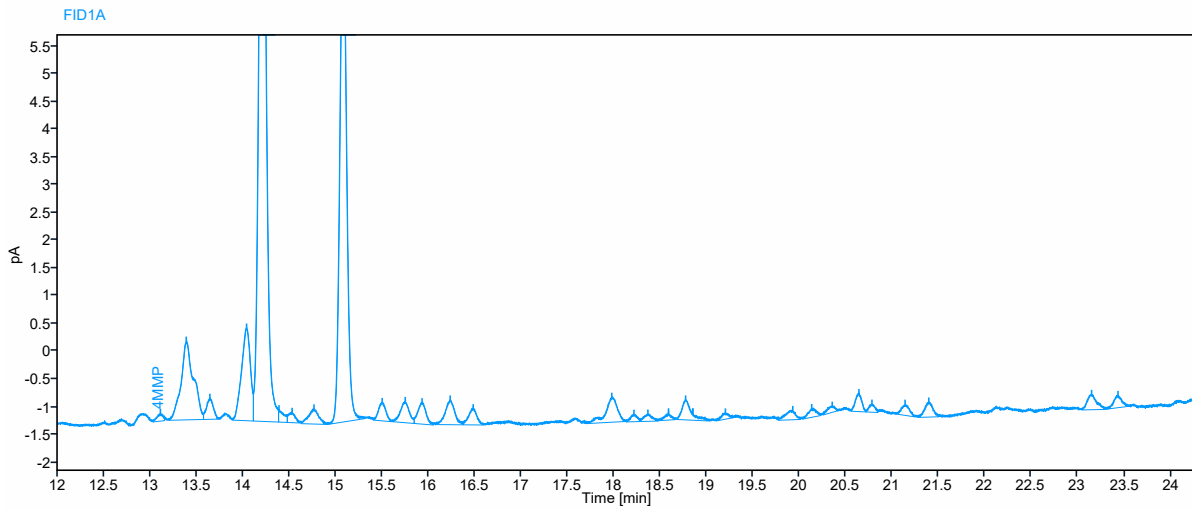
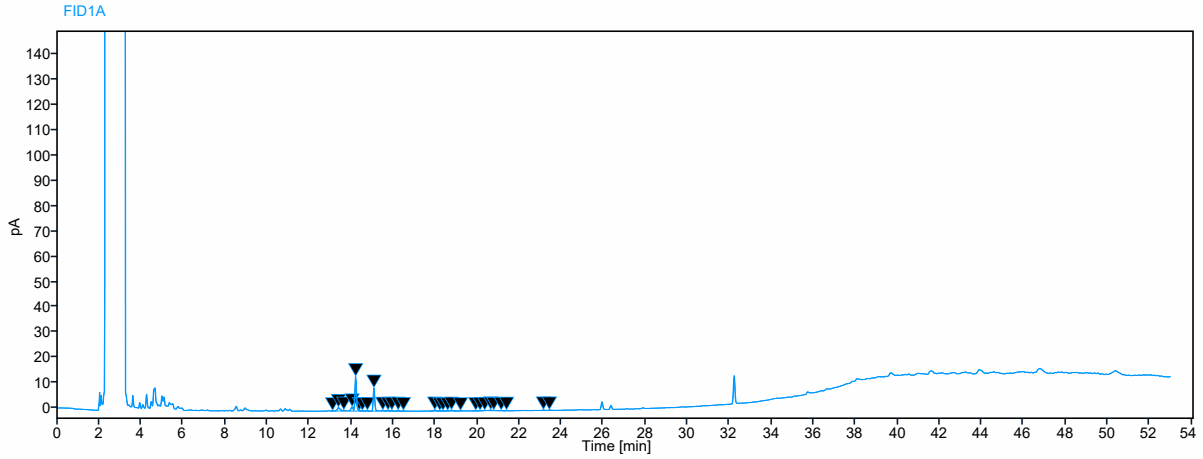
Sample Name 3MHA 2 2022-04-30 01:48:50+02:00



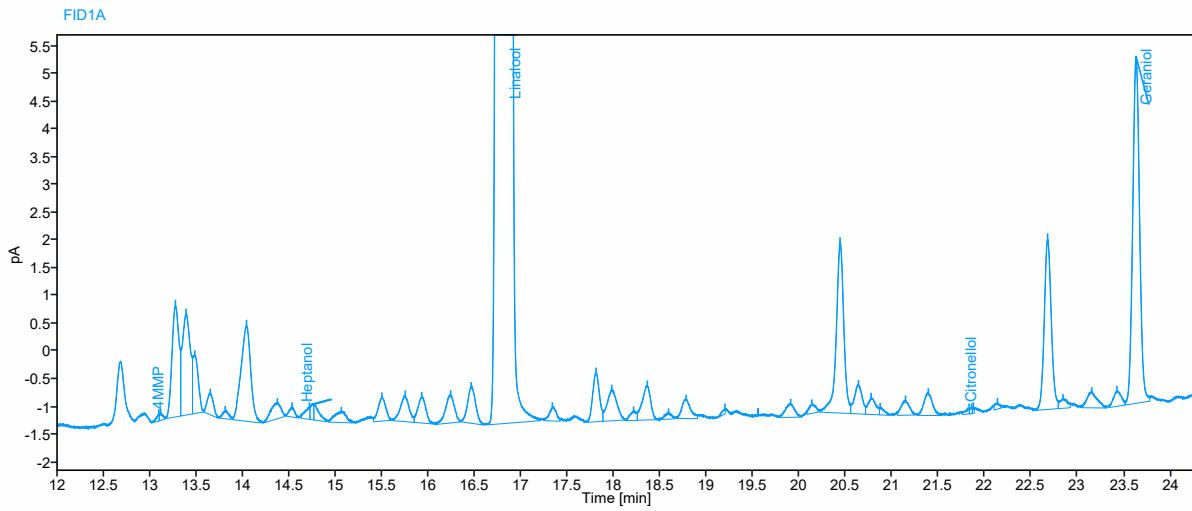
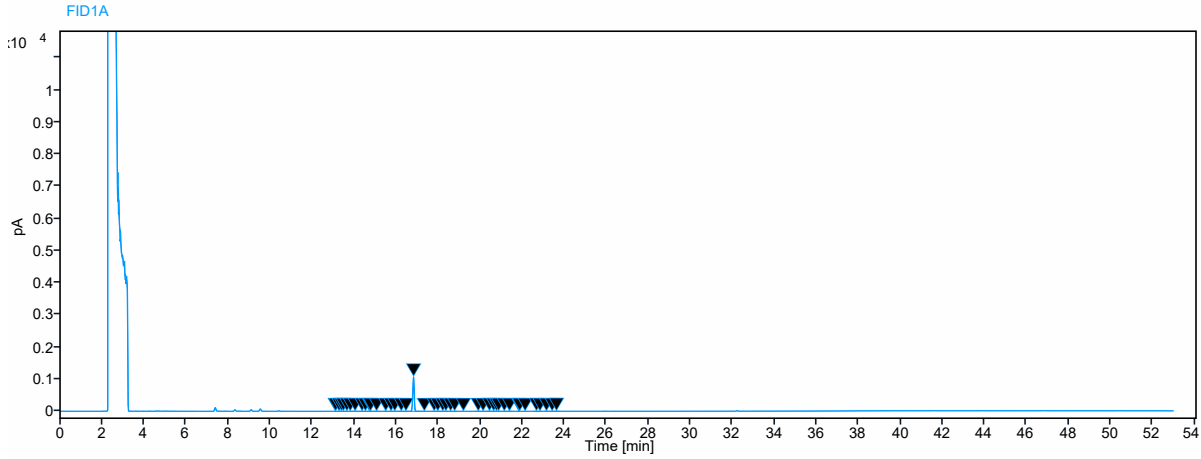
Sample Name 4MMP 2 2022-04-30 02:44:07+02:00



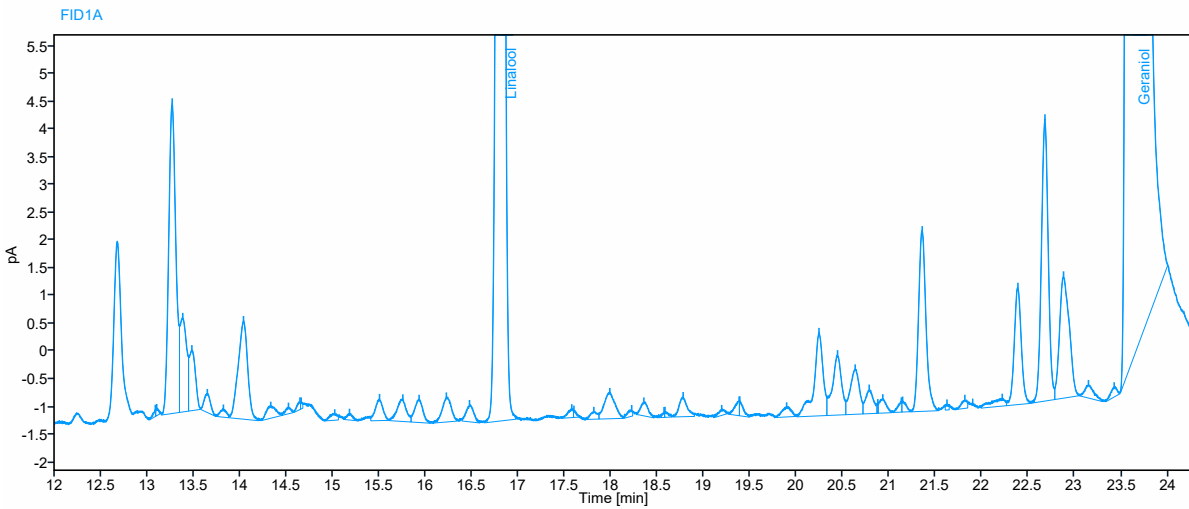
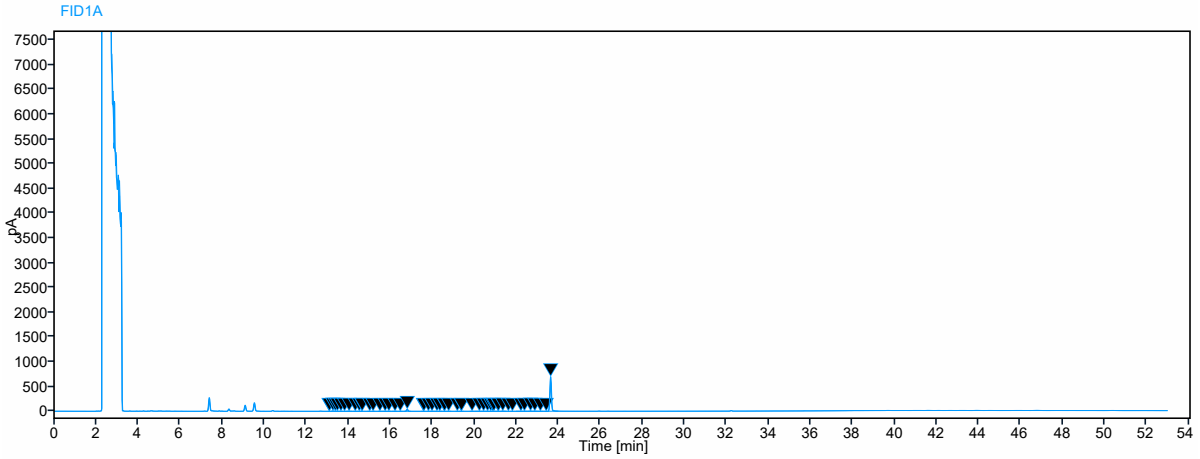
Sample Name 2M3B 2 2022-04-30 03:39:25+02:00



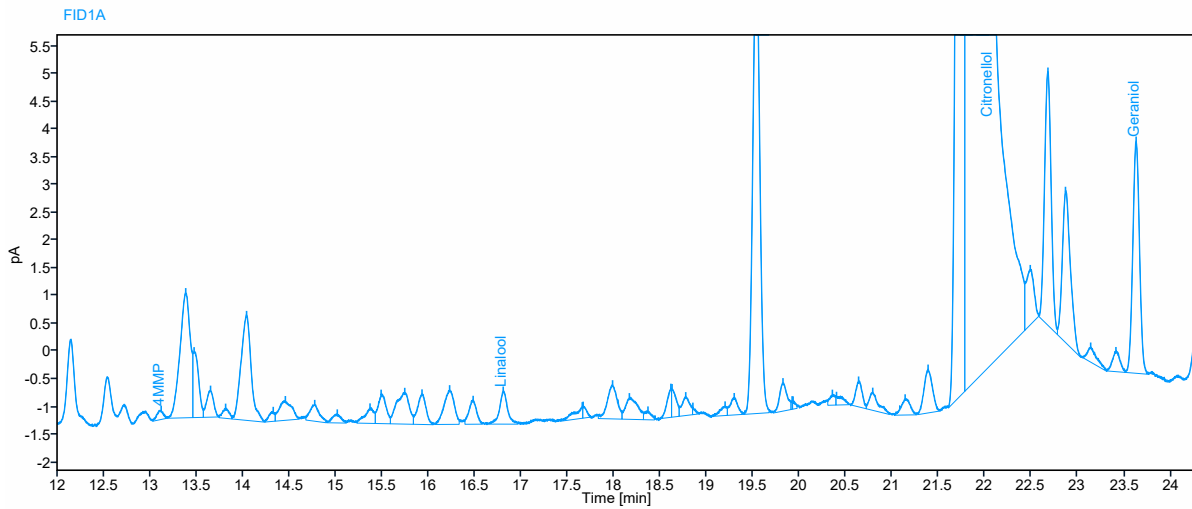
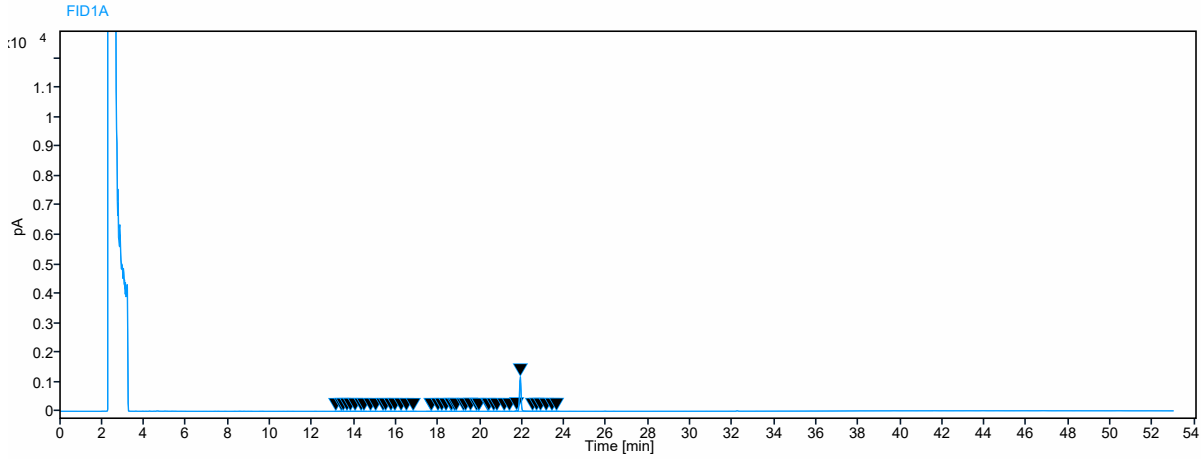
Sample Name Lin 2 2022-04-30 04:34:43+02:00



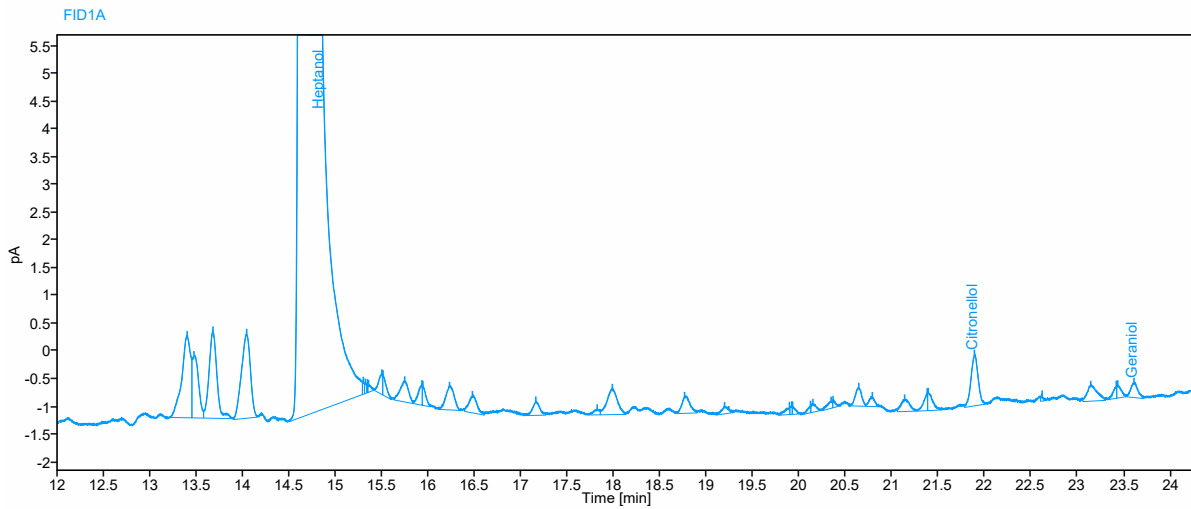
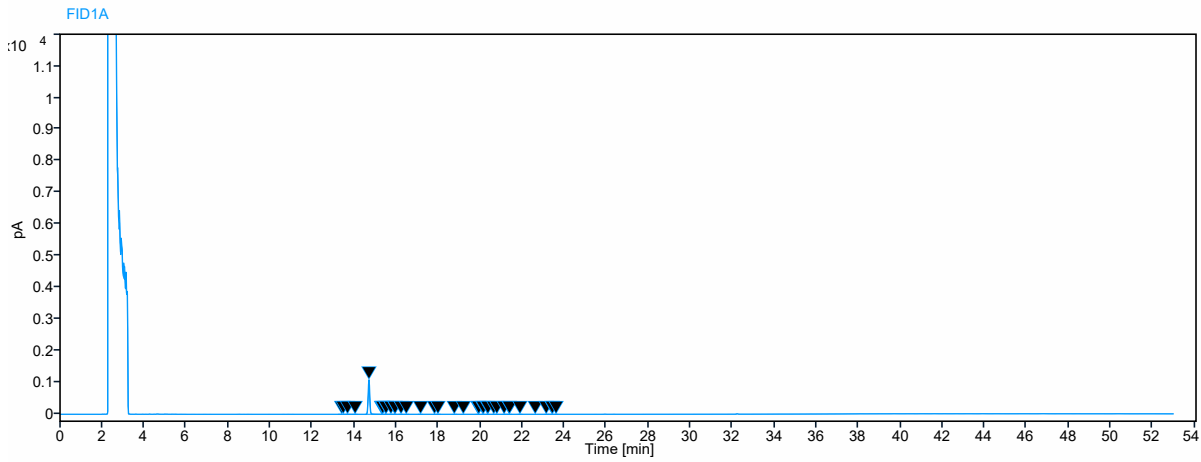
Sample Name Ger 2 2022-04-30 05:30:00+02:00



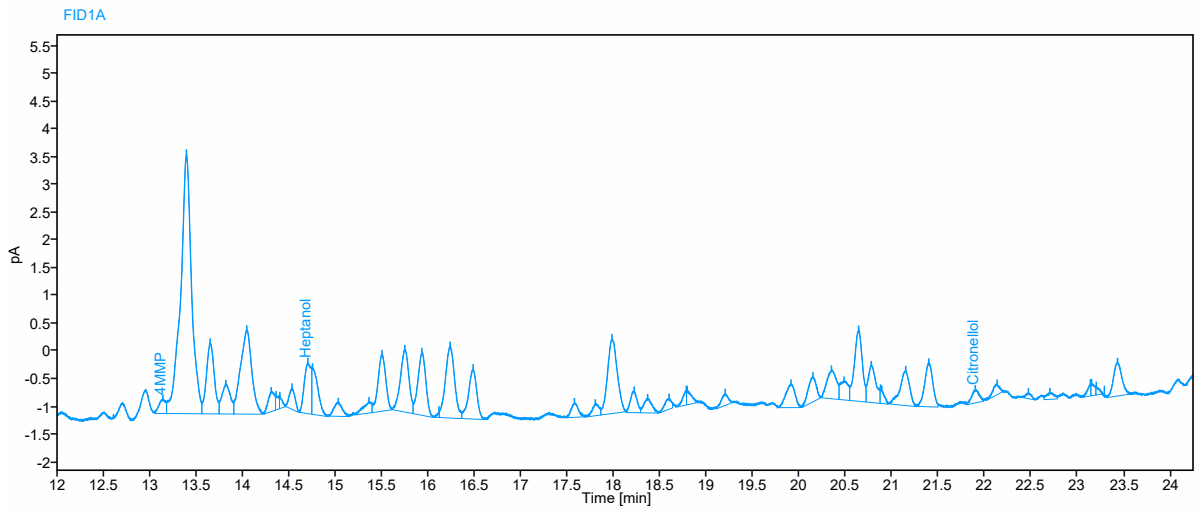
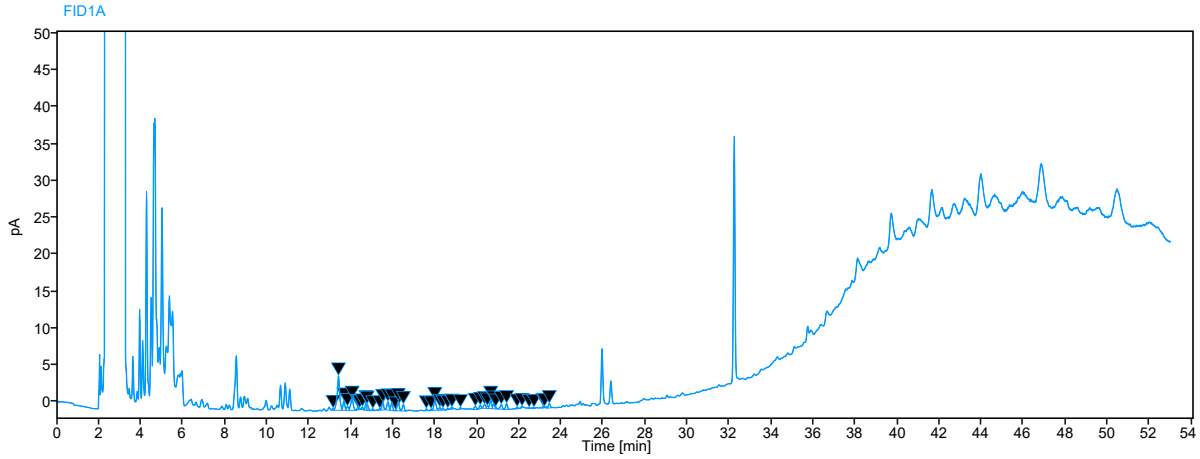
Sample Name Cit 2 2022-04-30 06:25:17+02:00



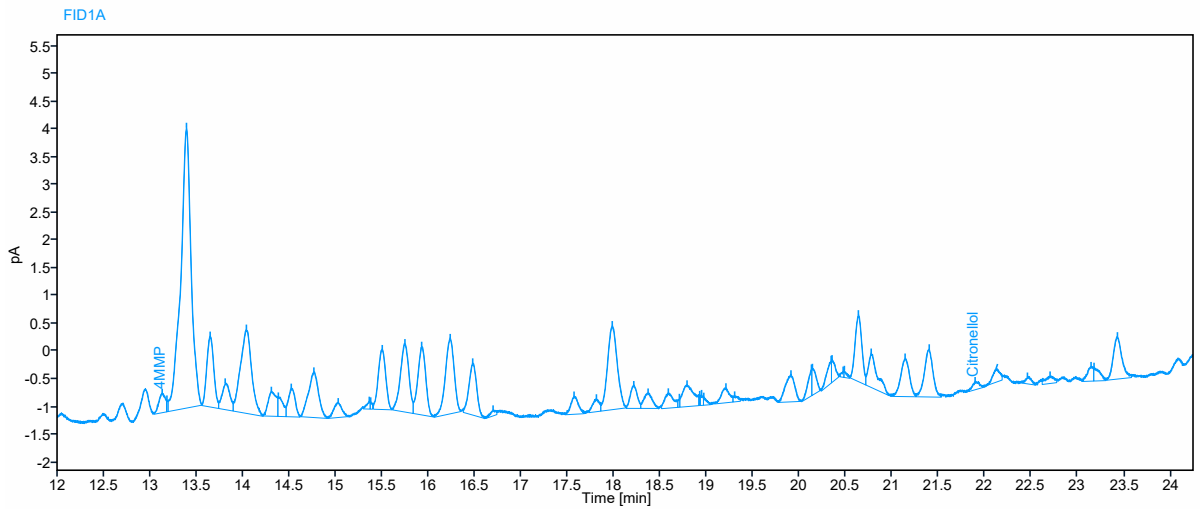
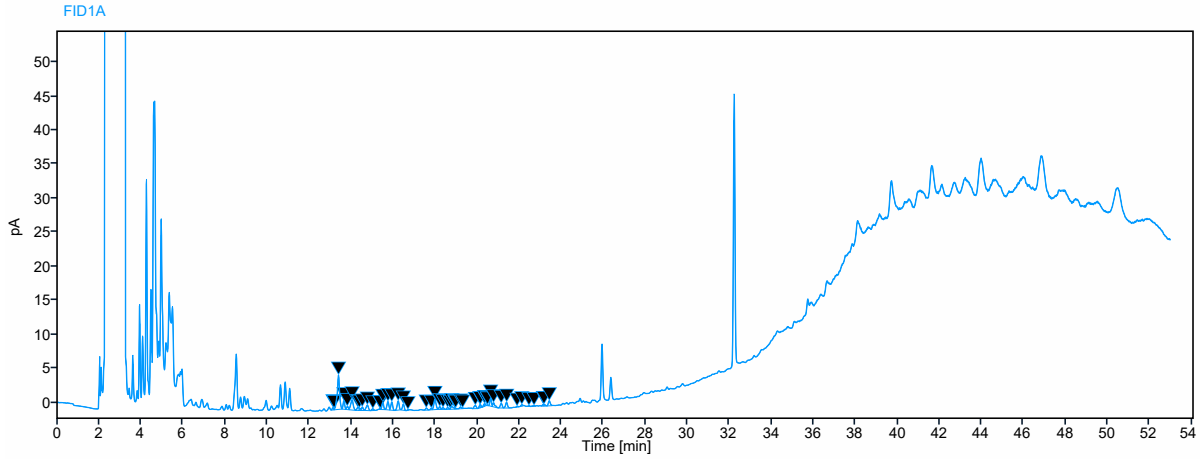
Sample Name Hep 2 2022-04-30 07:20:37+02:00



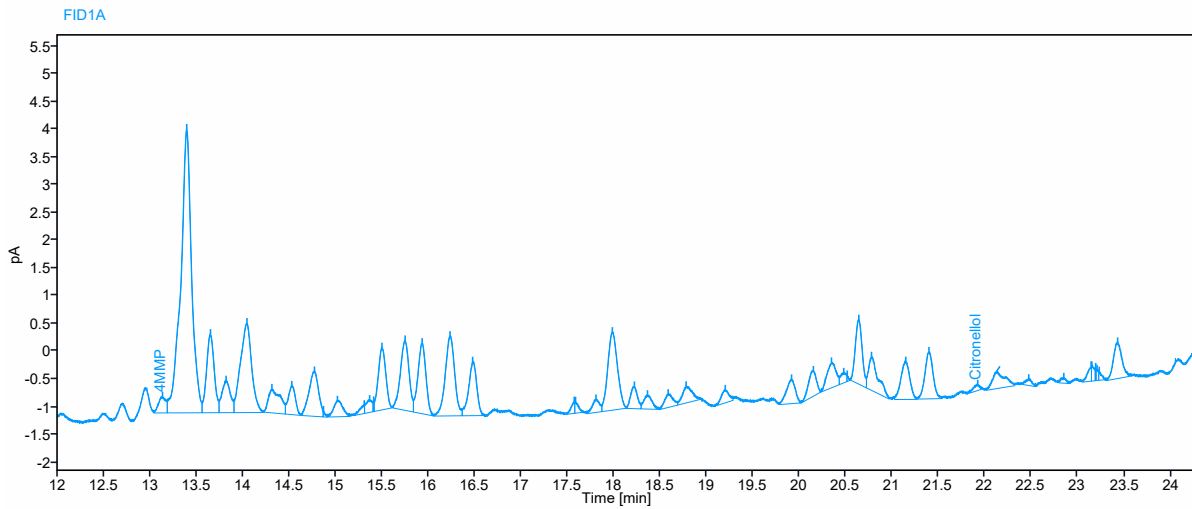
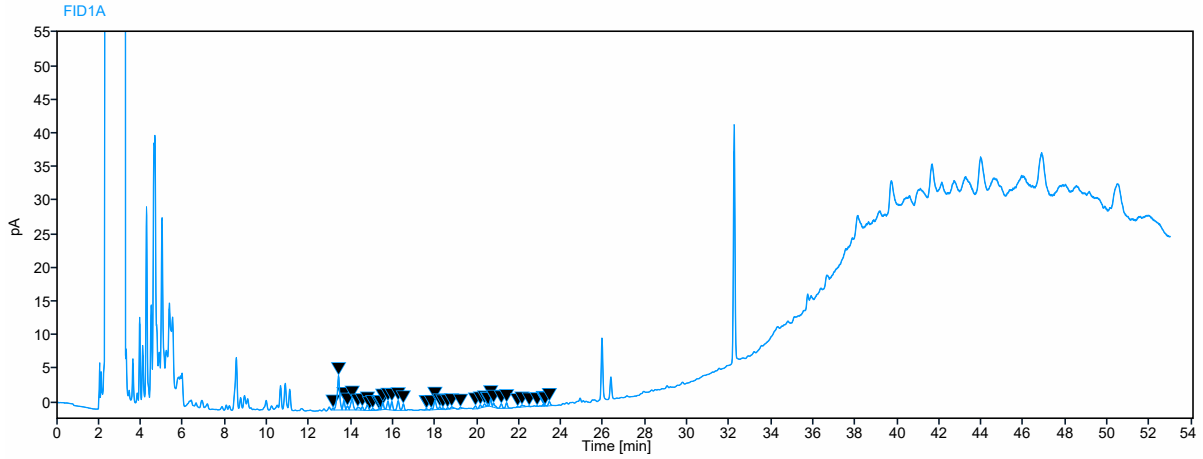
Sample Name 3MHA 3 2022-04-30 08:15:50+02:00



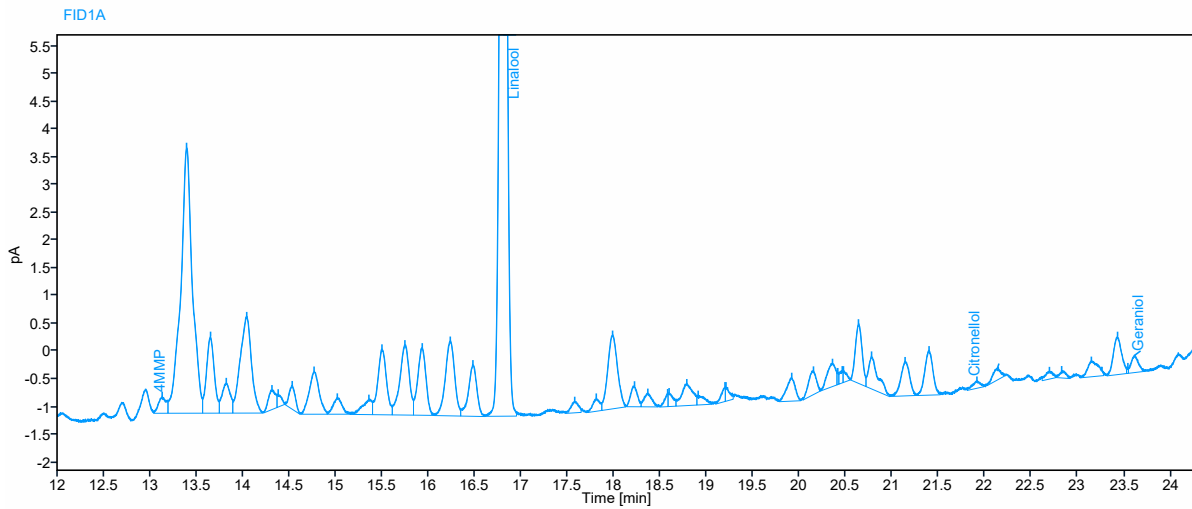
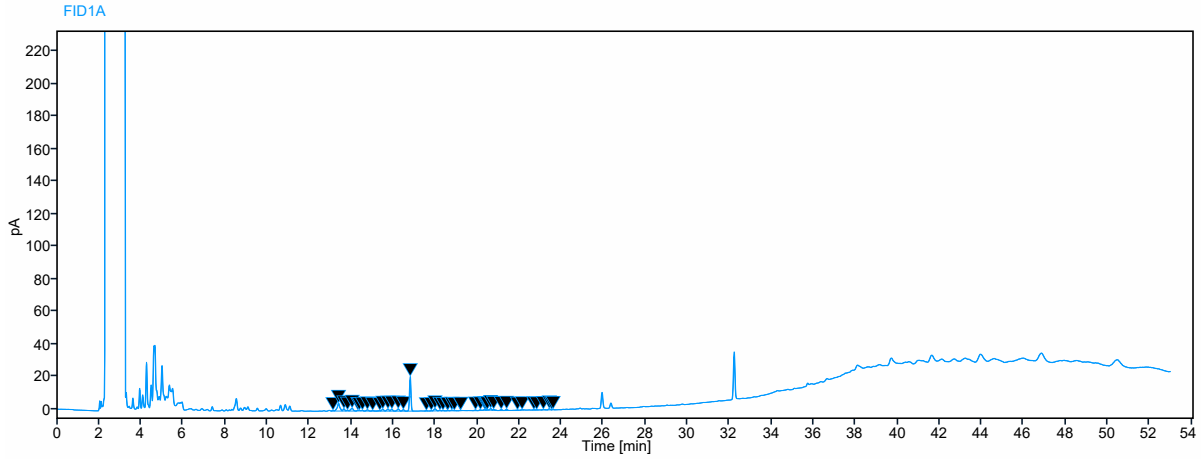
Sample Name 4MMP 3 2022-04-30 09:11:11+02:00



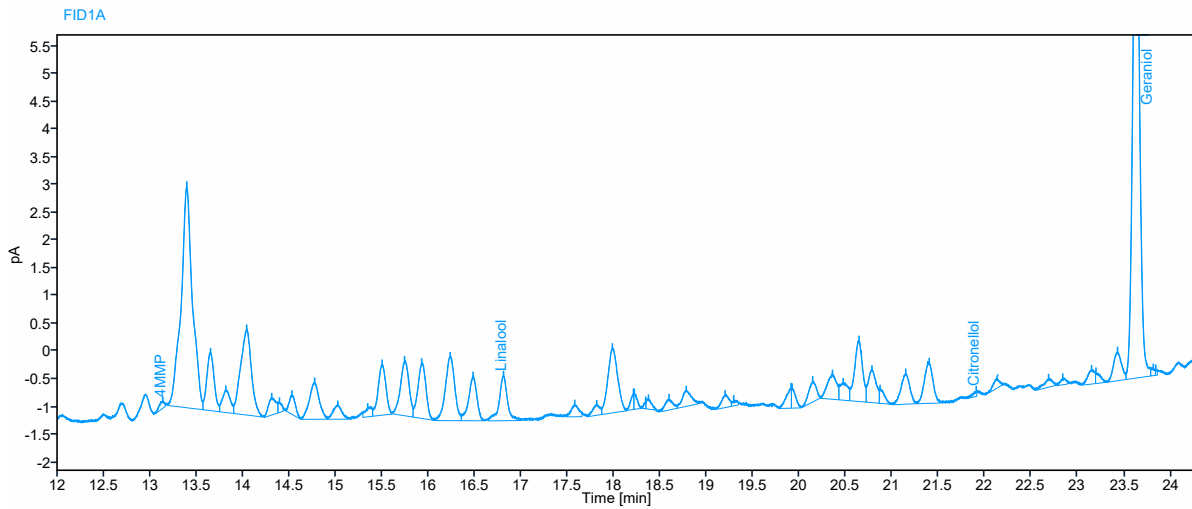
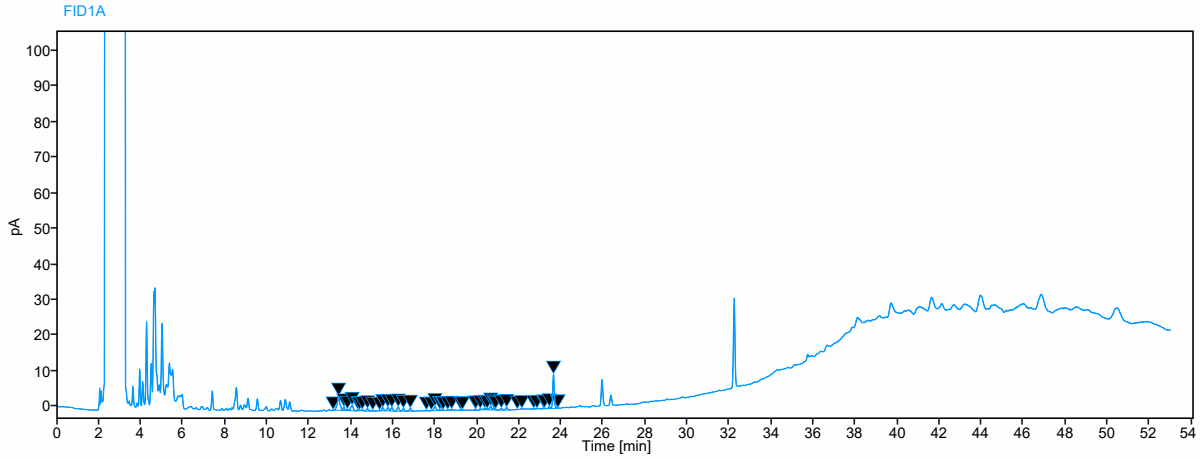
Sample Name 2M3B 3 2022-04-30 10:06:29+02:00



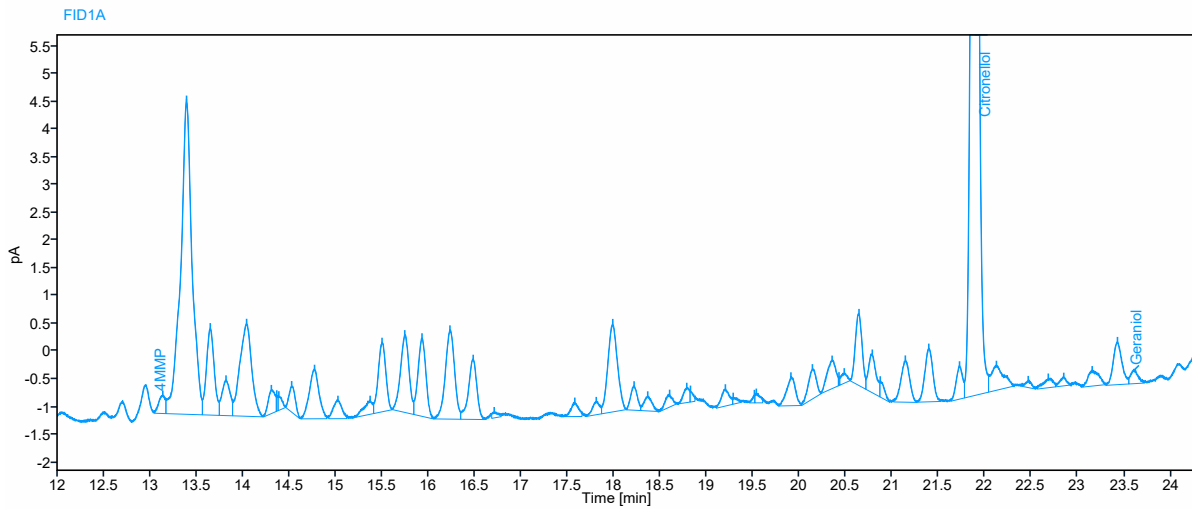
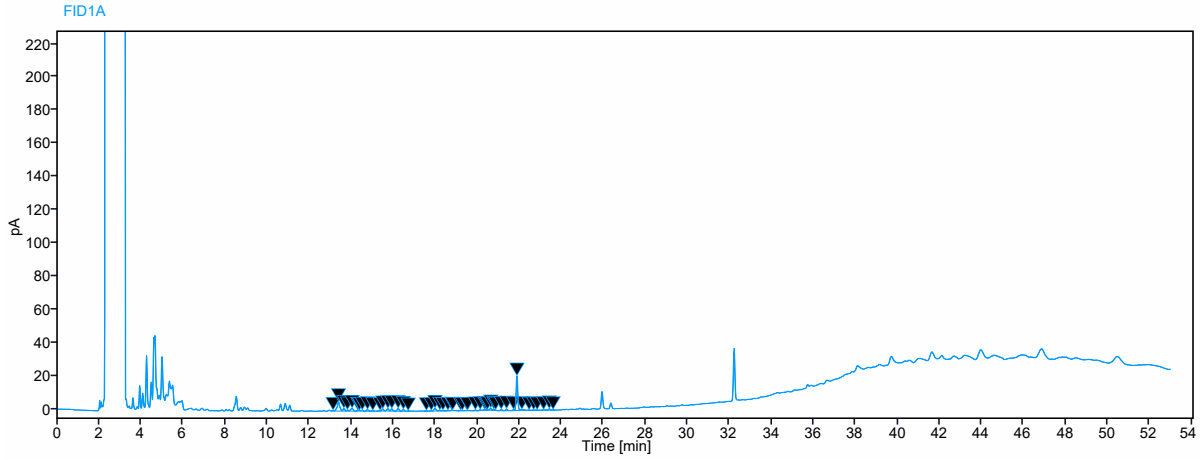
Sample Name Lin 3 2022-04-30 11:01:47+02:00



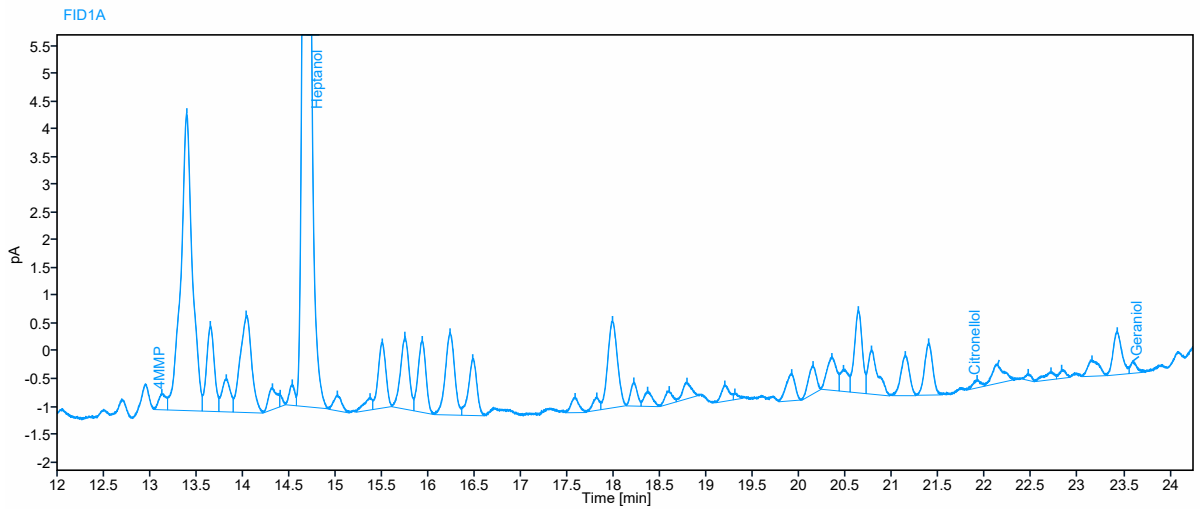
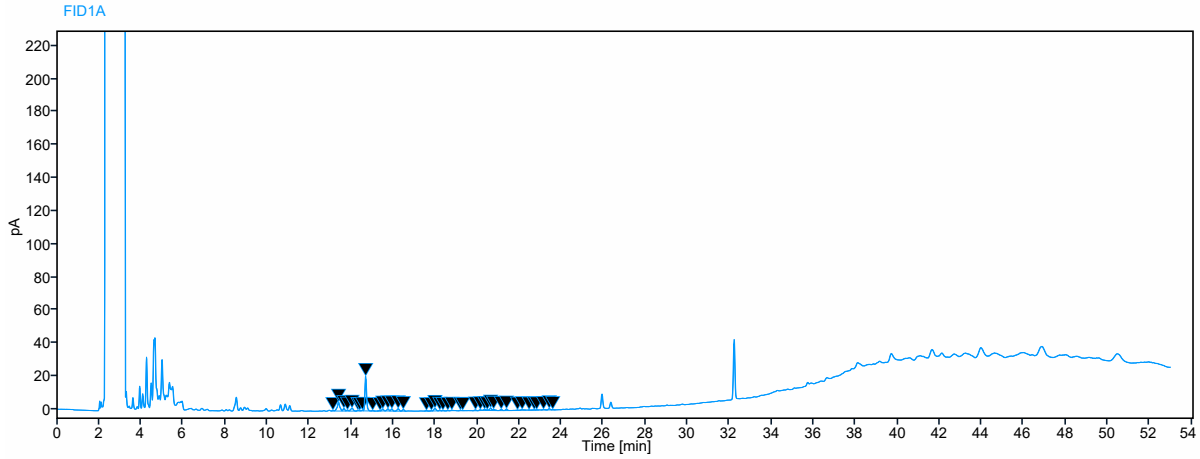
Sample Name Ger 3 2022-04-30 11:57:01+02:00



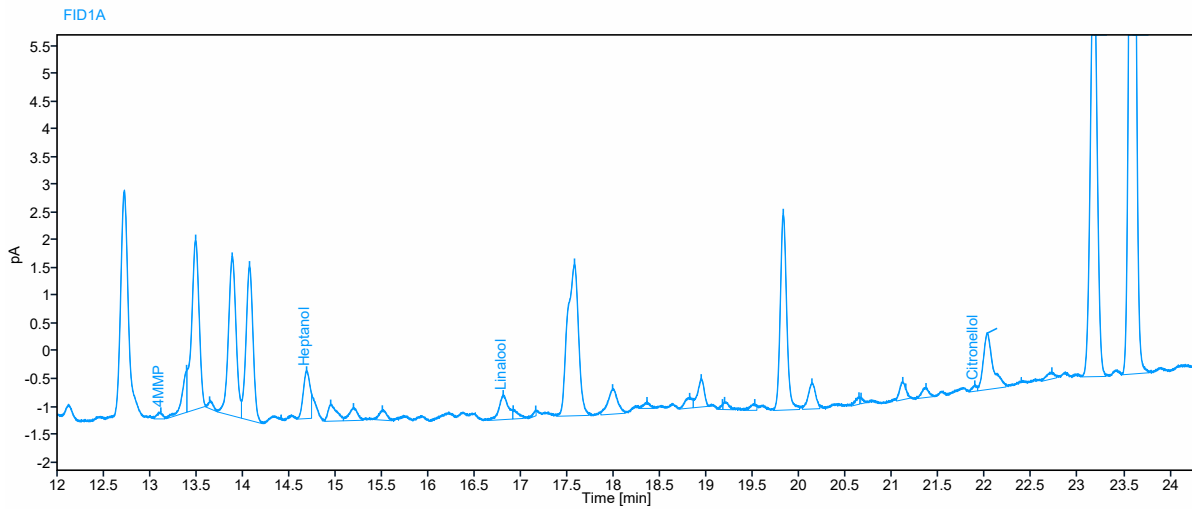
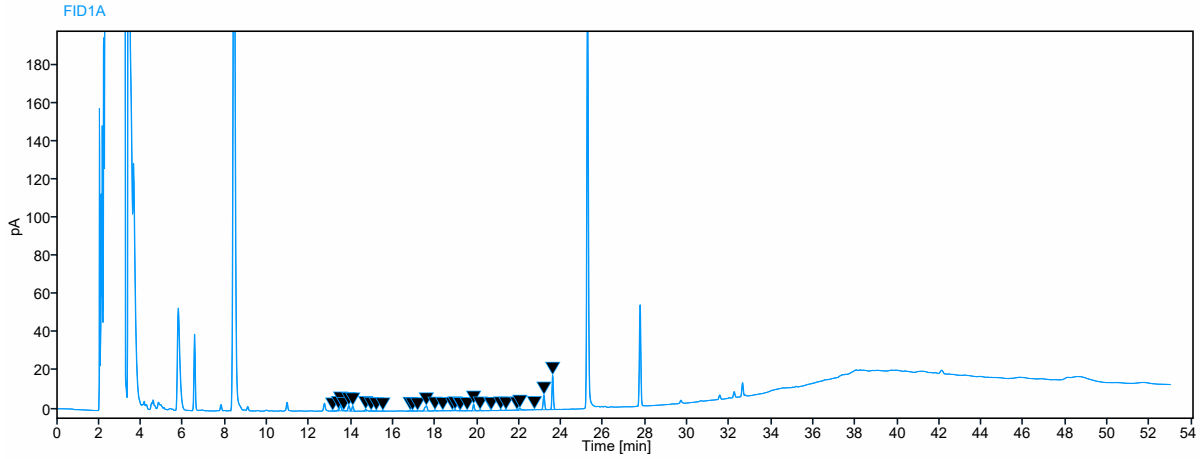
Sample Name Cit 3 2022-04-30 12:52:31+02:00



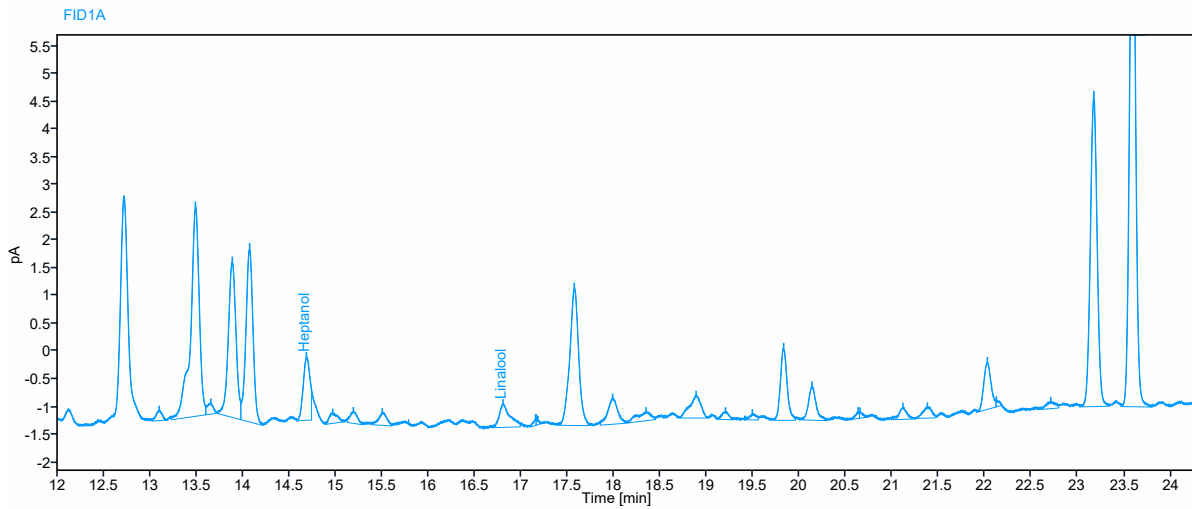
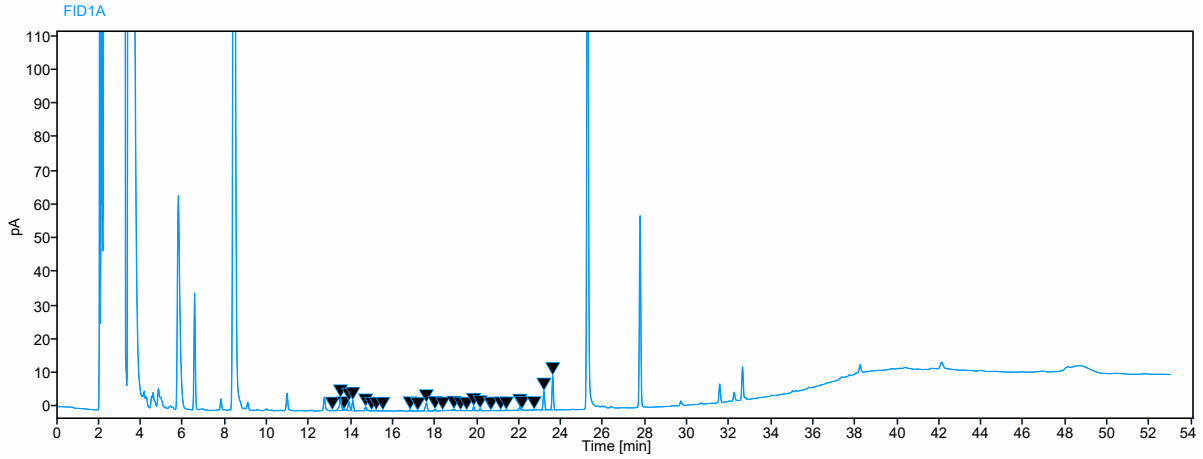
Sample Name Hep 3 2022-04-30 13:47:47+02:00



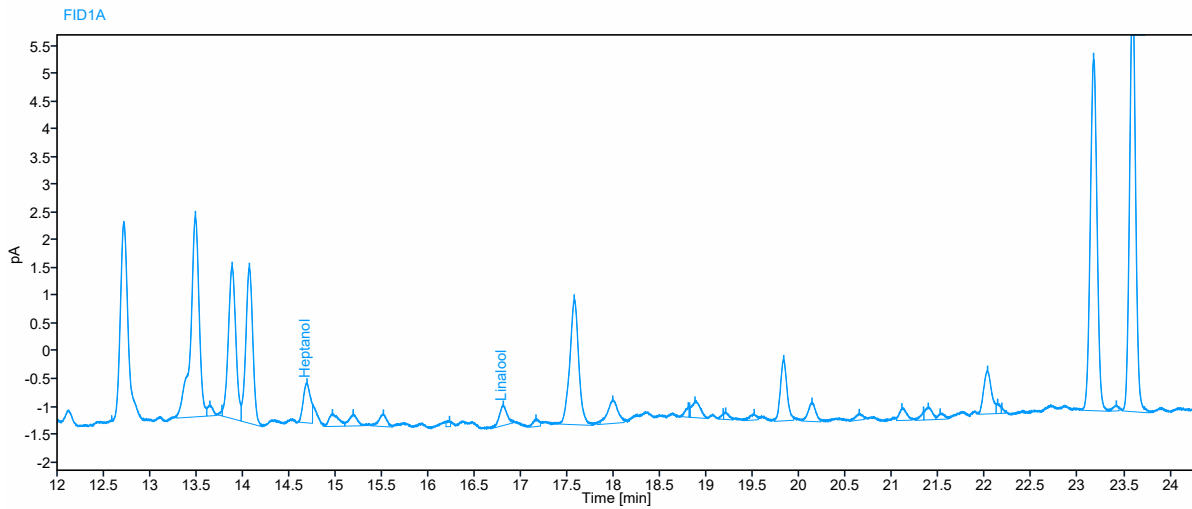
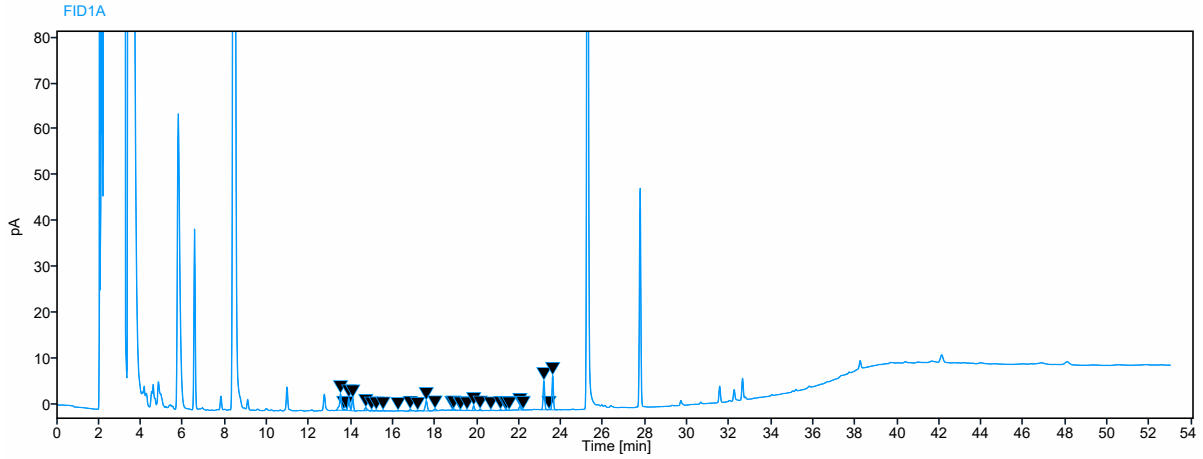
Sample Name X C IST 2022-04-30 14:43:04+02:00



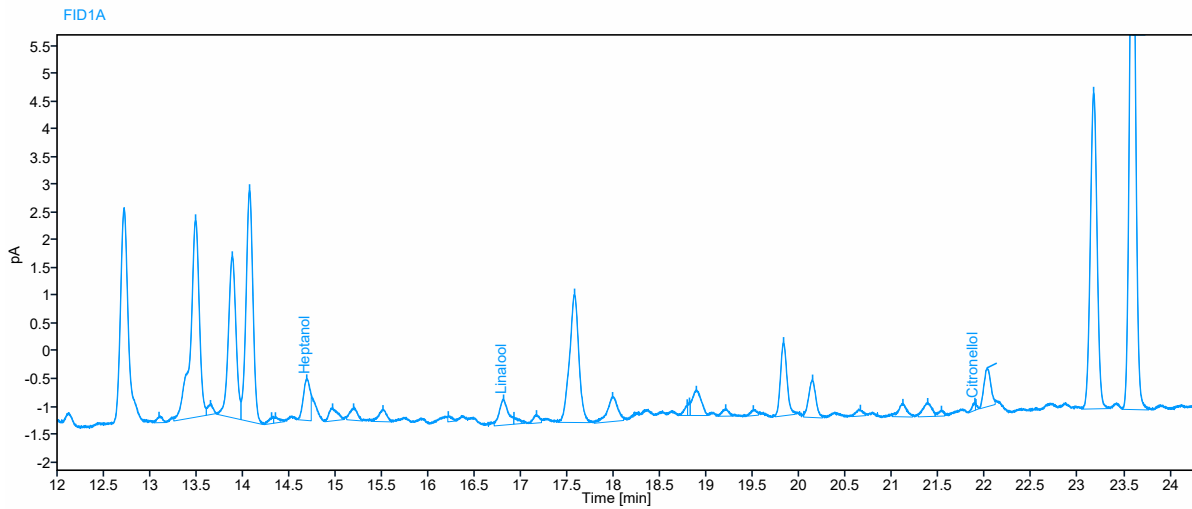
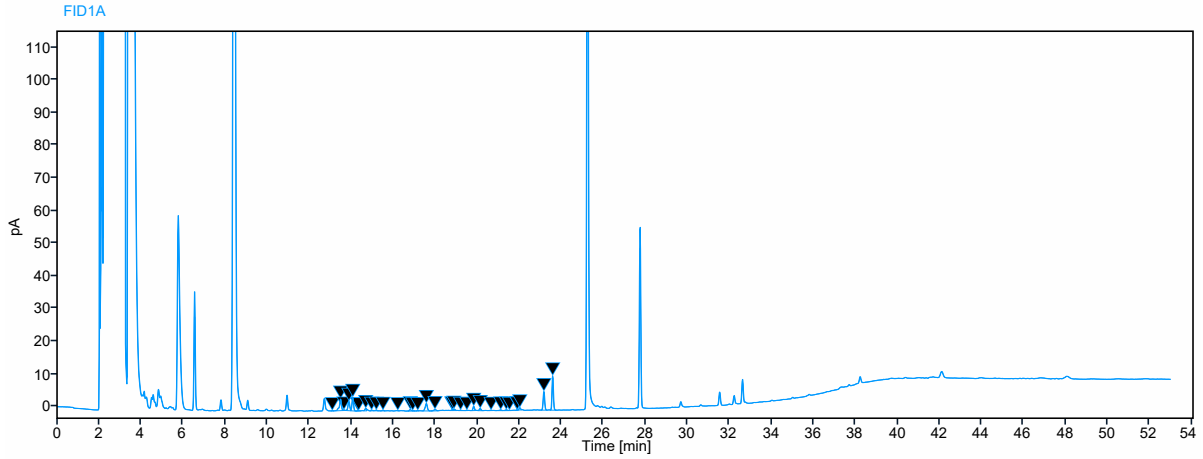
Sample Name X 1 IST 2022-04-30 15:38:22+02:00



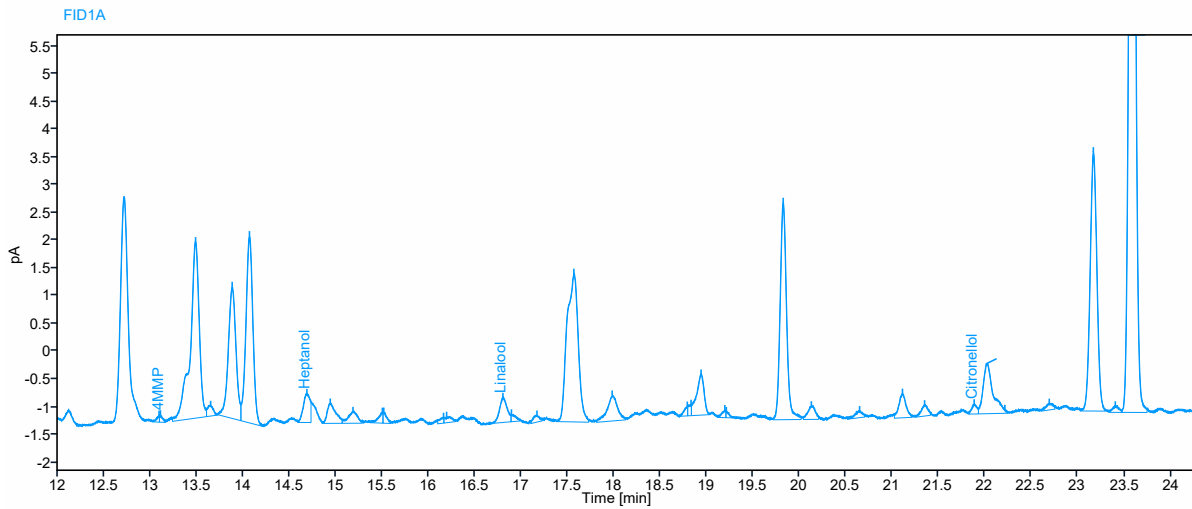
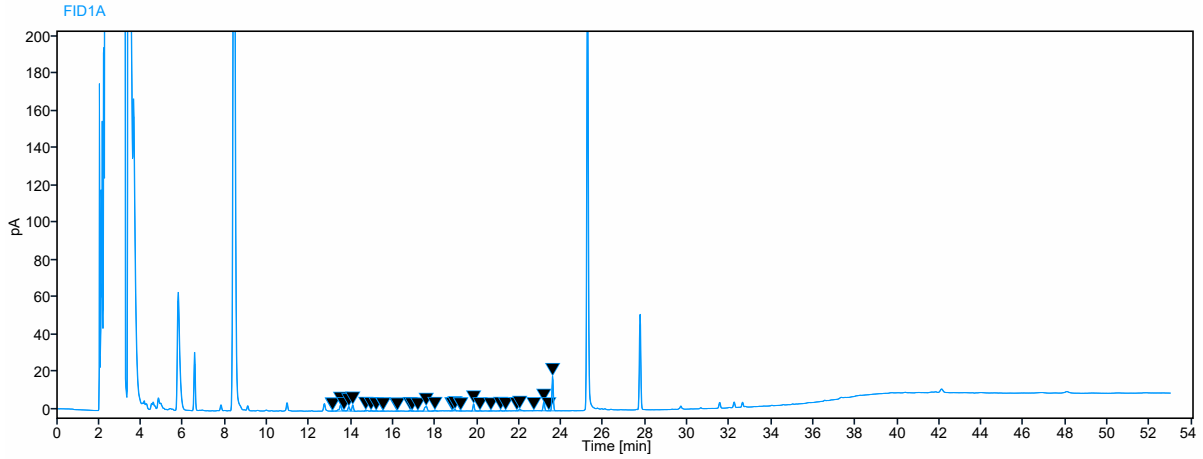
Sample Name X 1+2 IST 2022-04-30 16:33:41+02:00



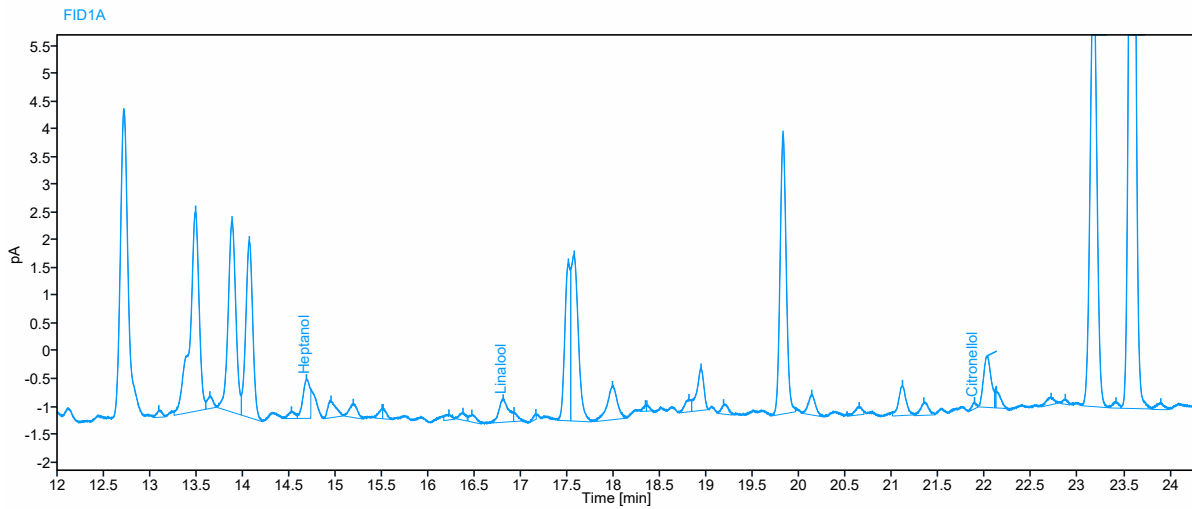
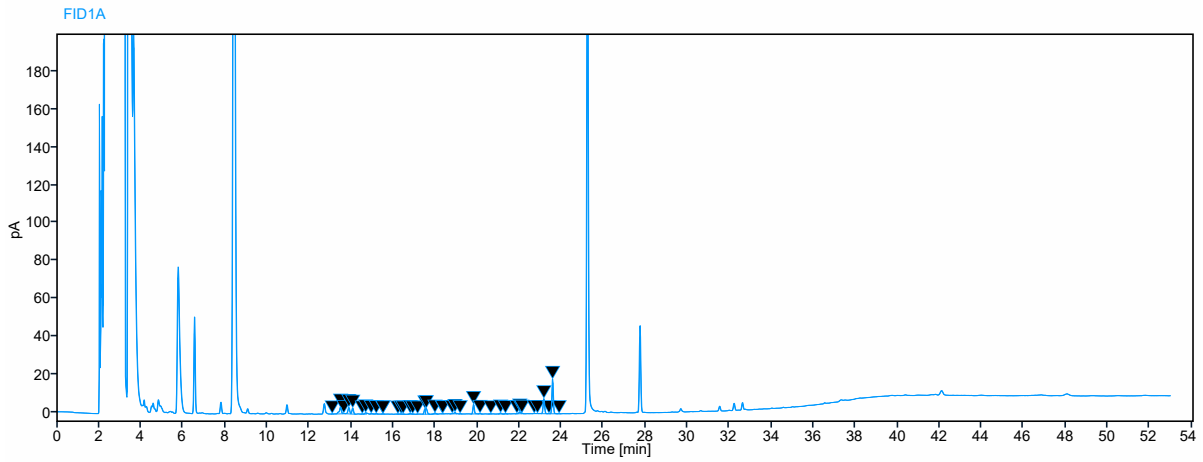
Sample Name Y C IST 2022-04-30 17:28:55+02:00



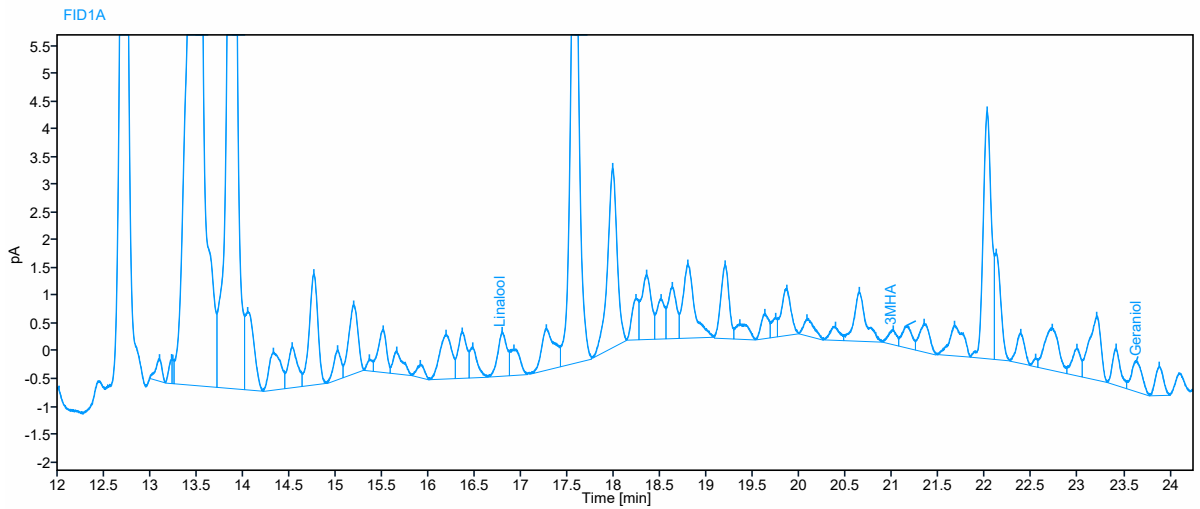
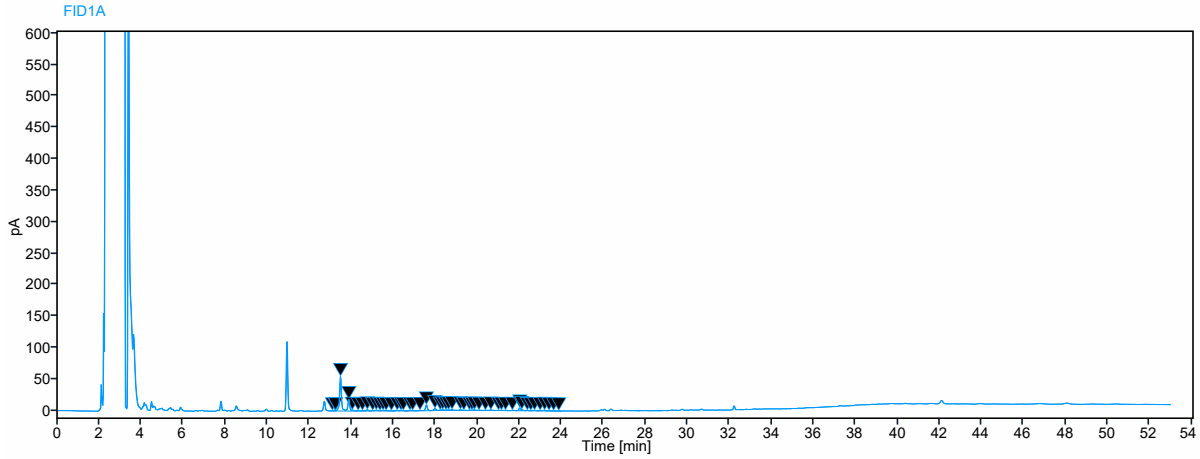
Sample Name Y 1 IST 2022-04-30 18:24:12+02:00



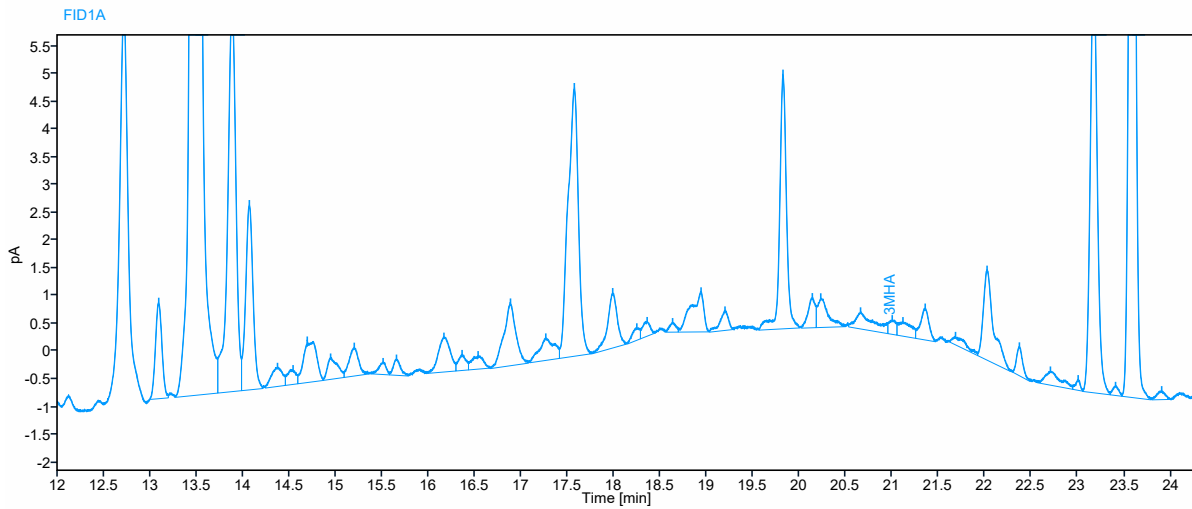
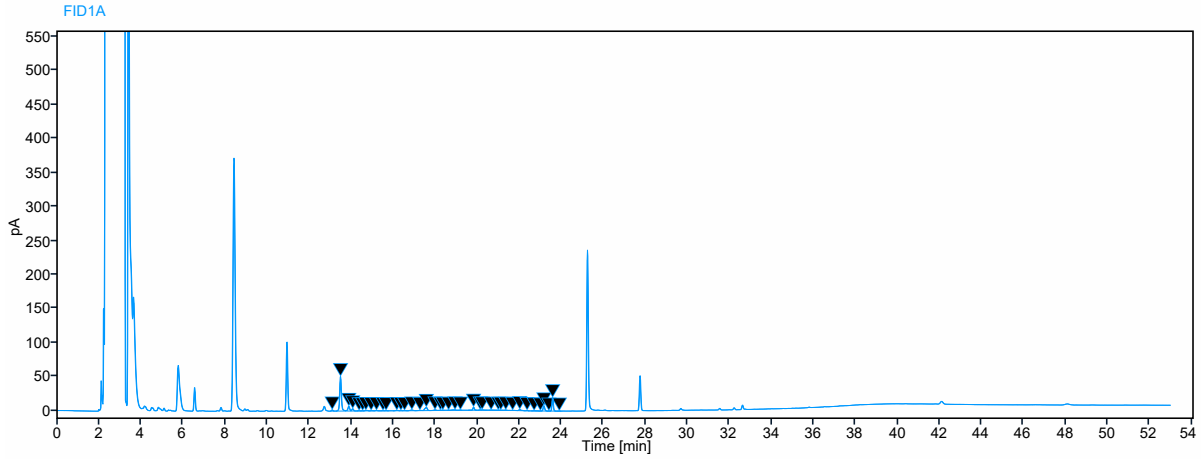
Sample Name Y 1+2 IST 2022-04-30 19:19:28+02:00



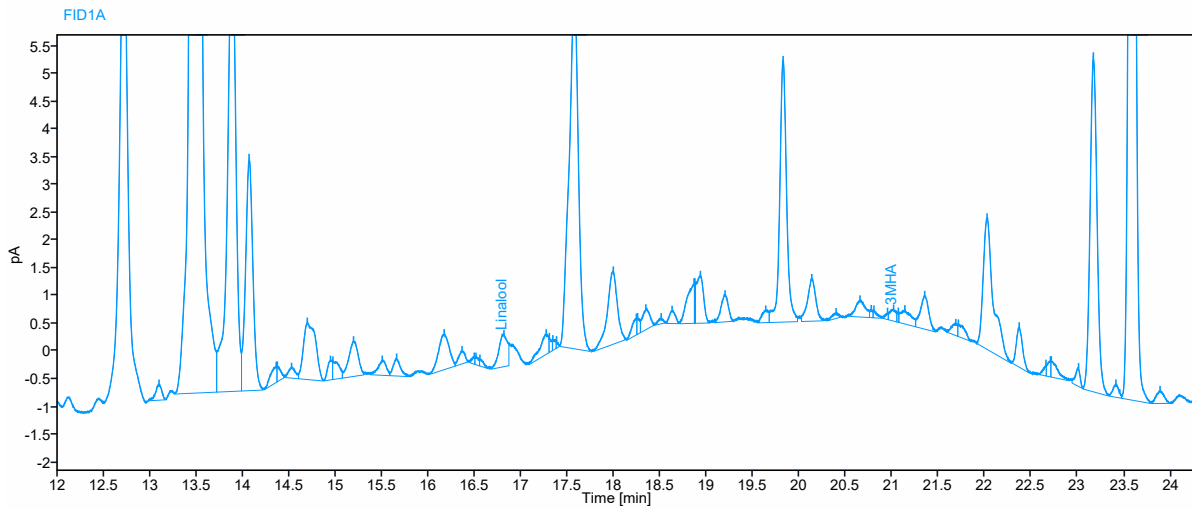
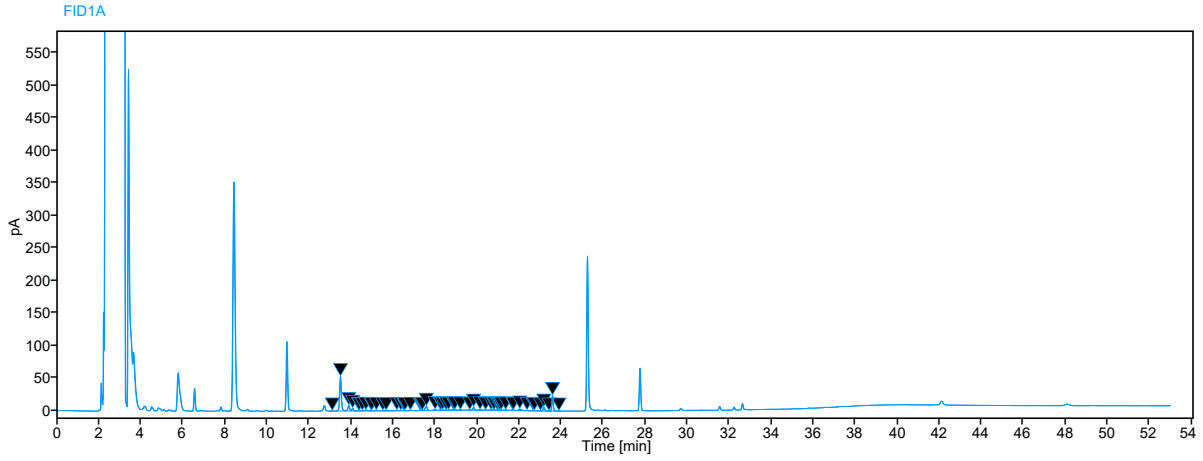
Sample Name Analys liq ext 2022-04-30 20:14:49+02:00



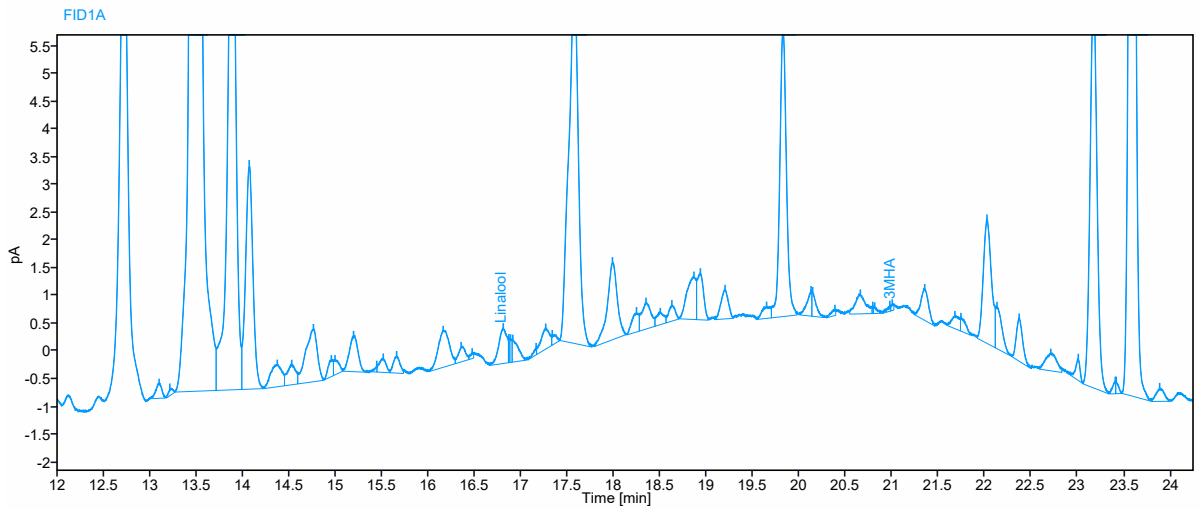
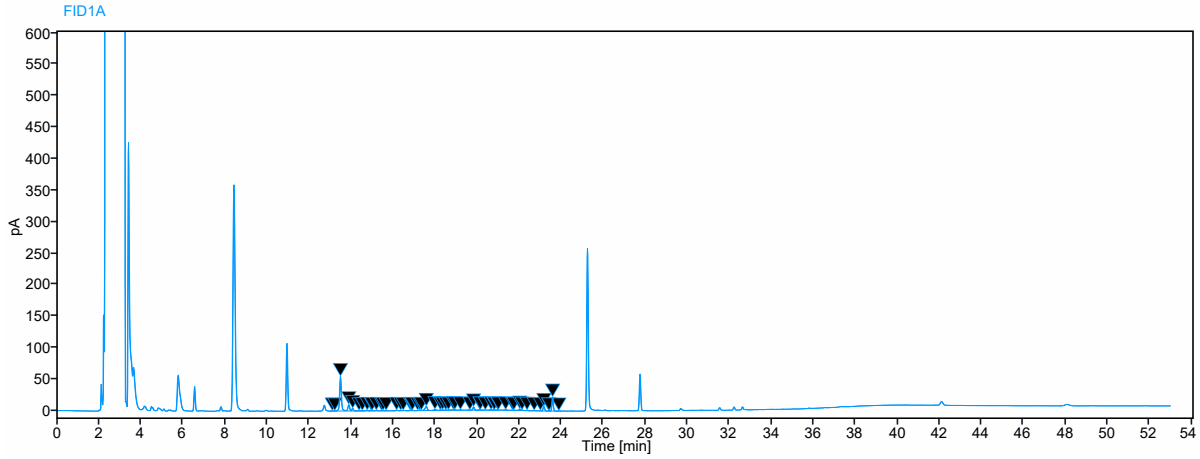
Sample Name X C 2022-04-30 21:10:03+02:00



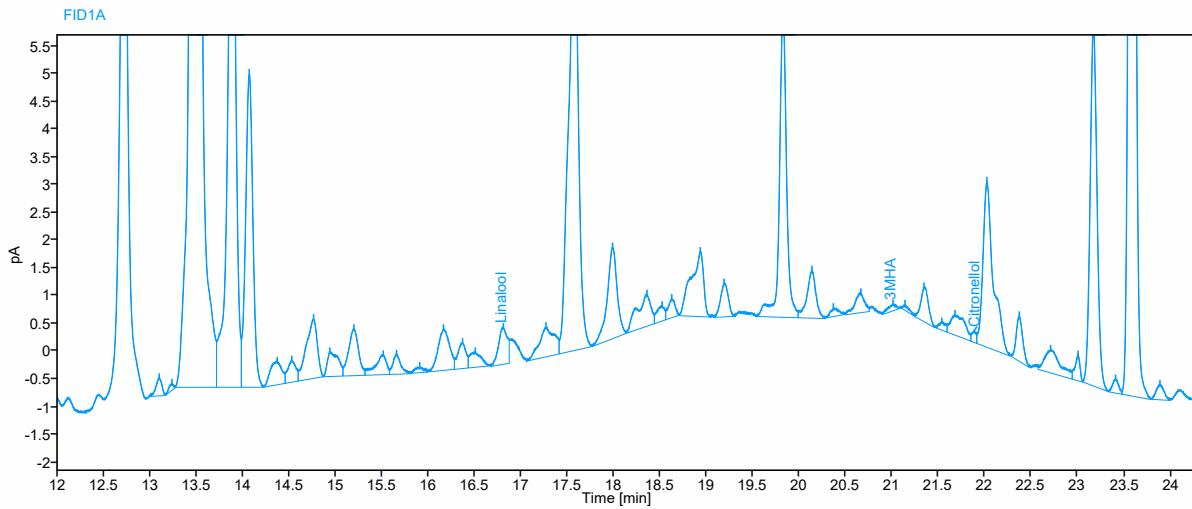
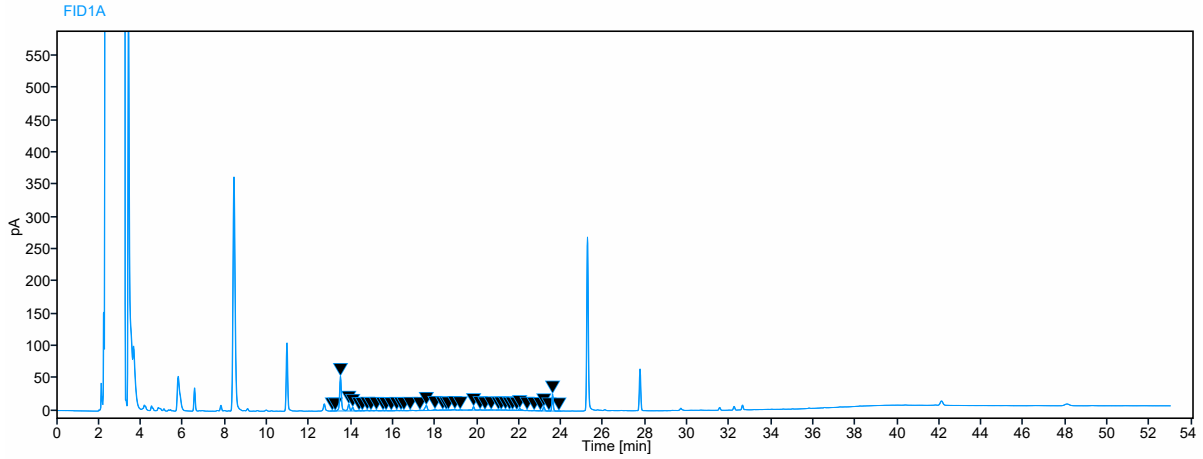
Sample Name X 1 2022-04-30 22:05:24+02:00



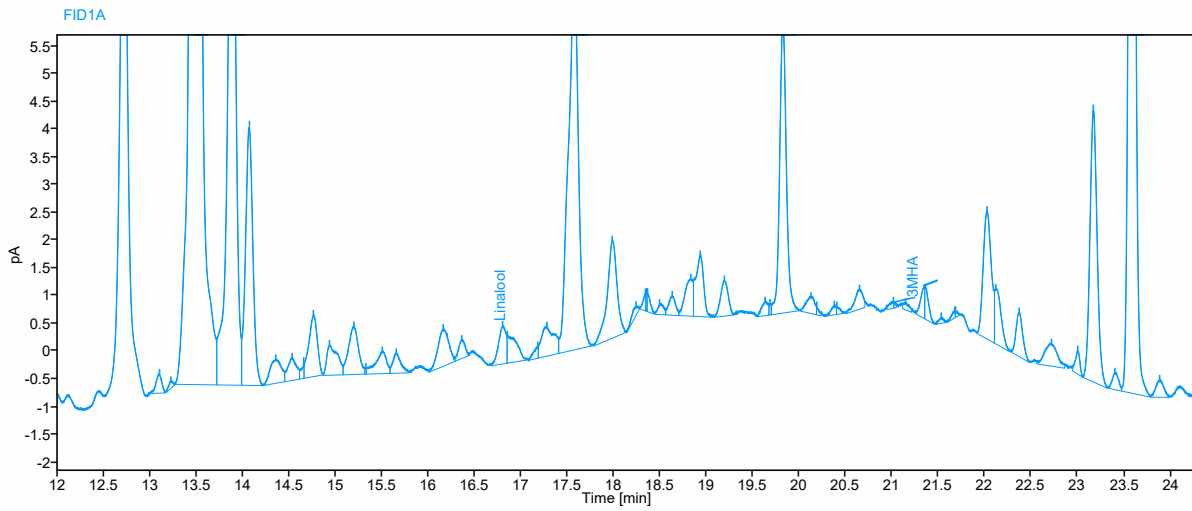
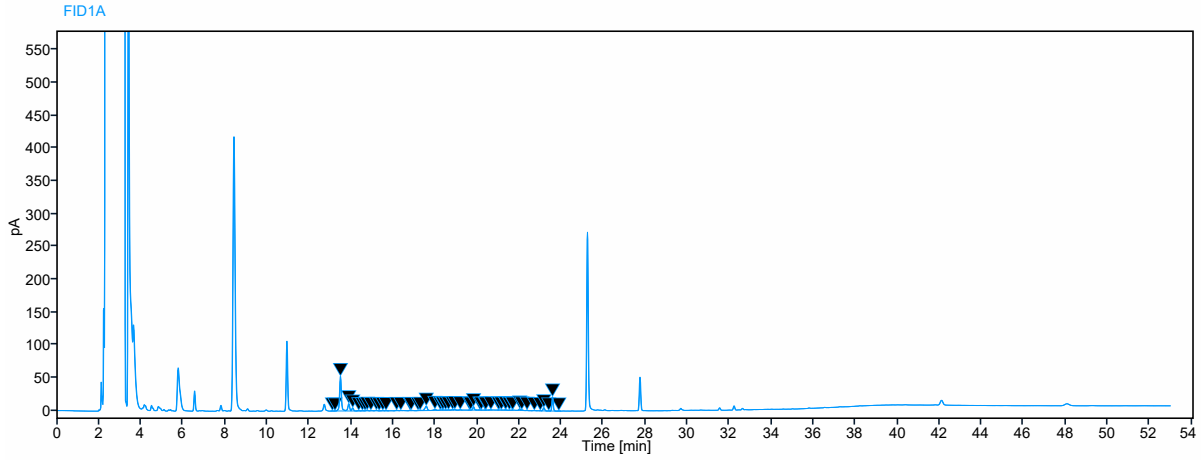
Sample Name X 1+2 2022-04-30 23:00:39+02:00



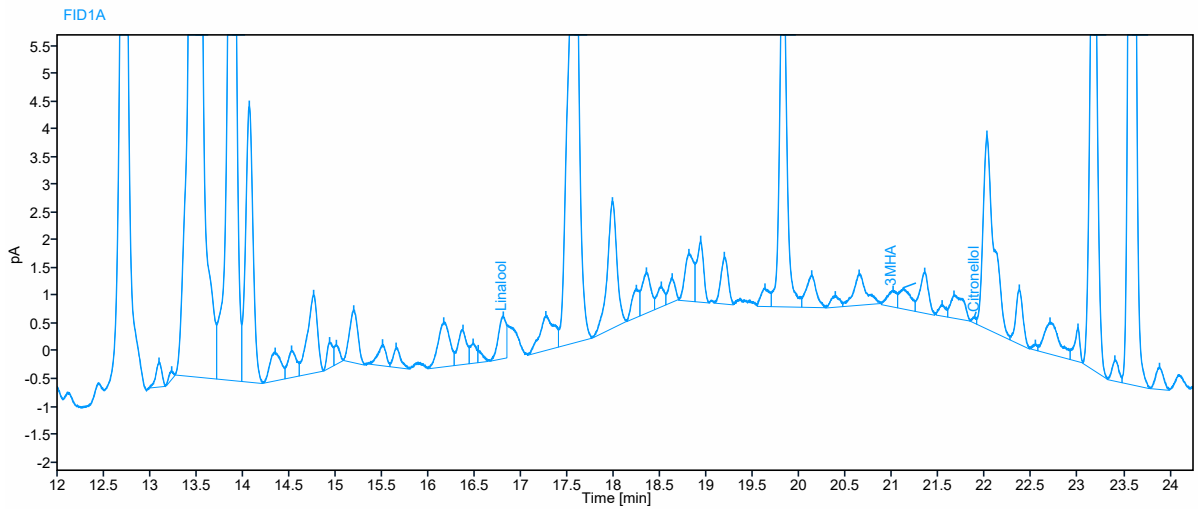
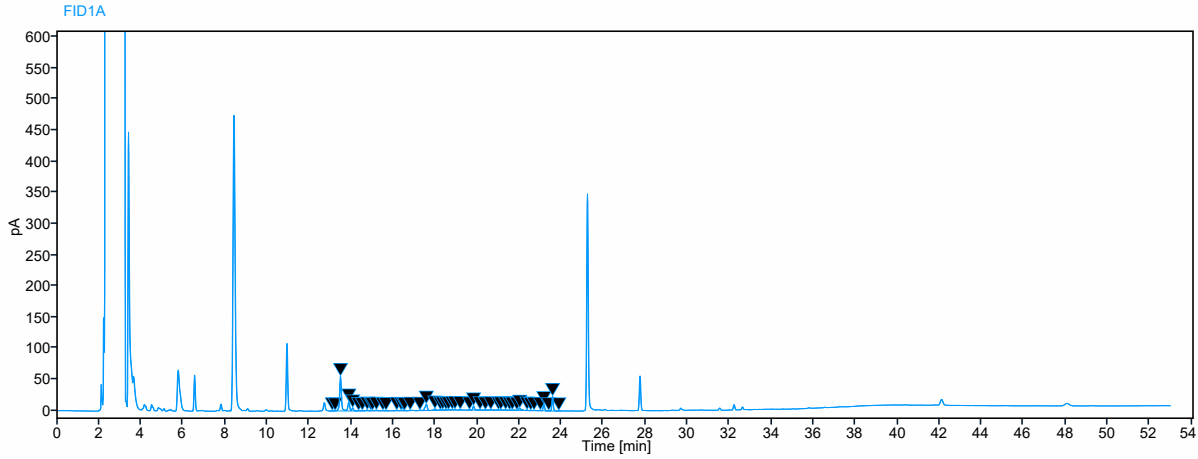
Sample Name Y C 2022-04-30 23:55:59+02:00



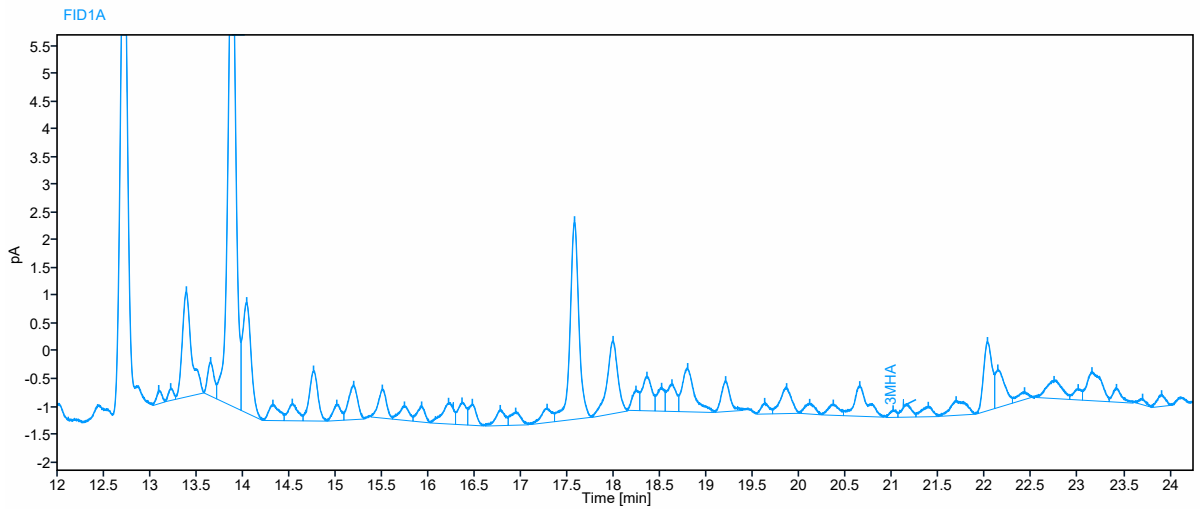
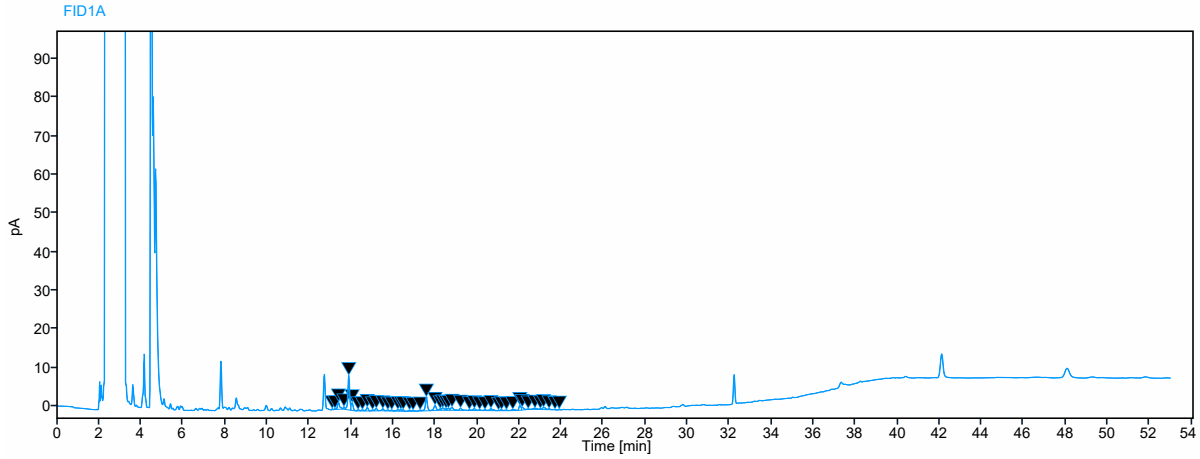
Sample Name Y 1 2022-05-01 00:51:13+02:00



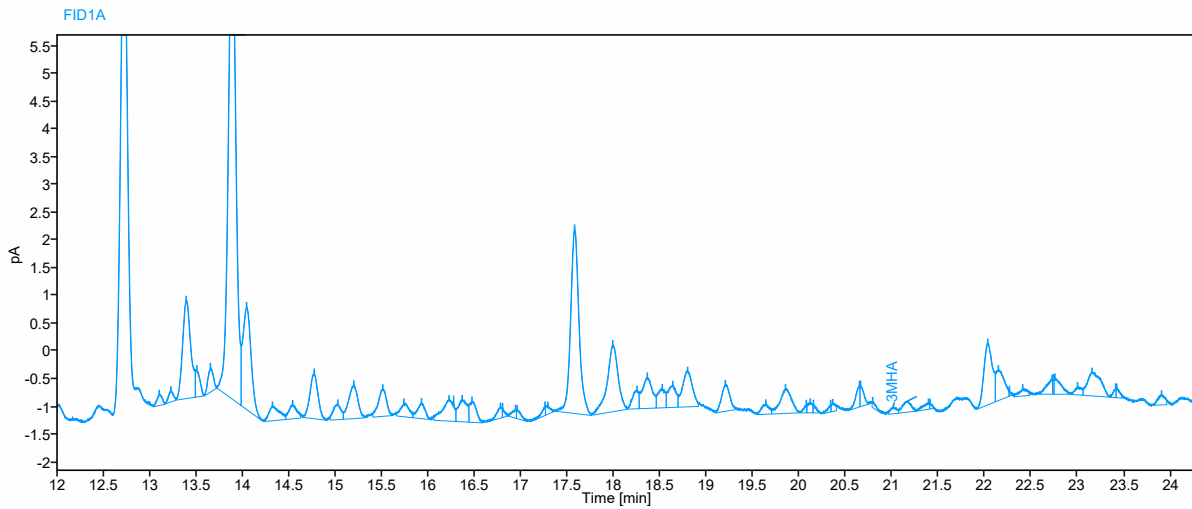
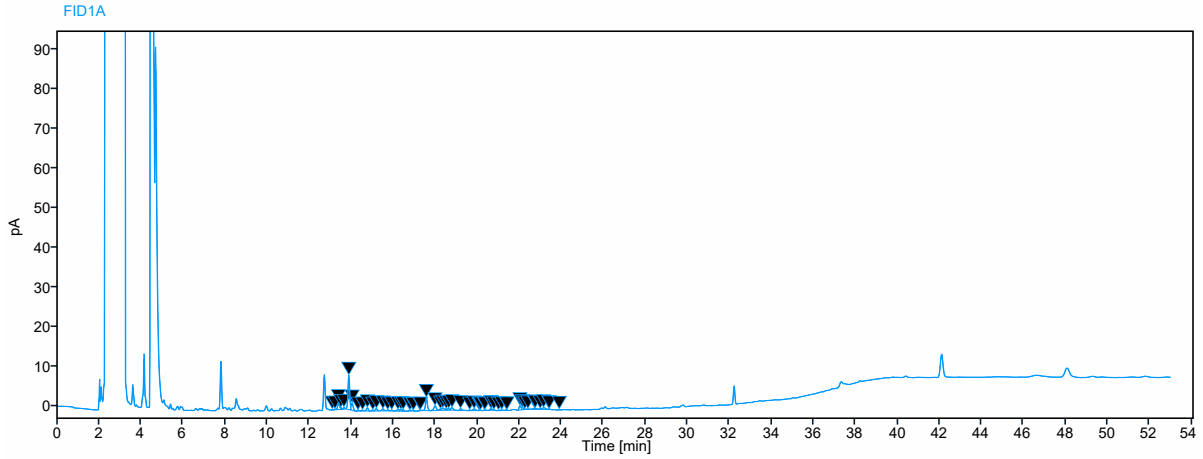
Sample Name Y 1+2 2022-05-01 01:46:47+02:00



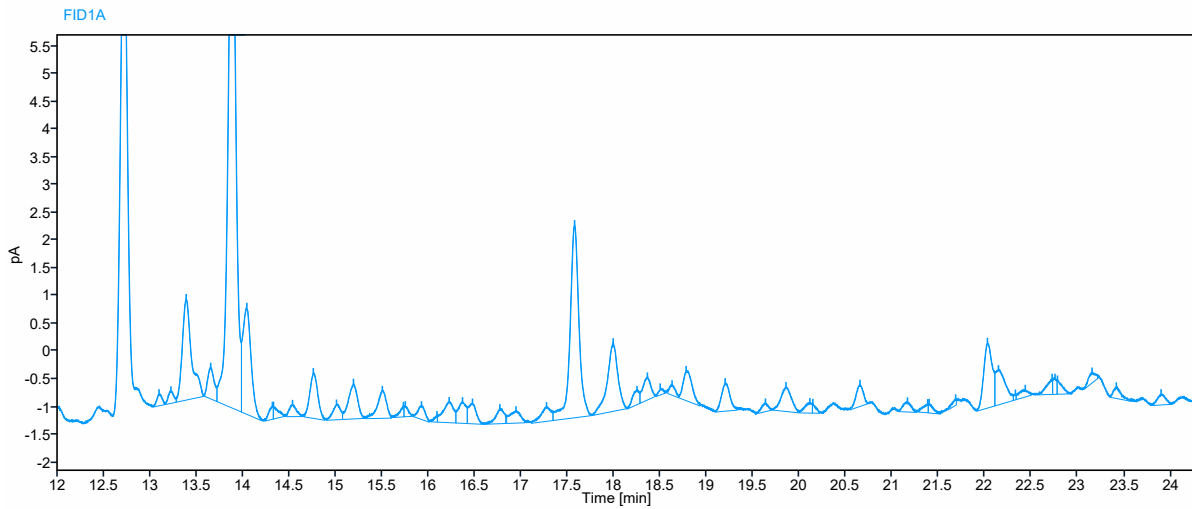
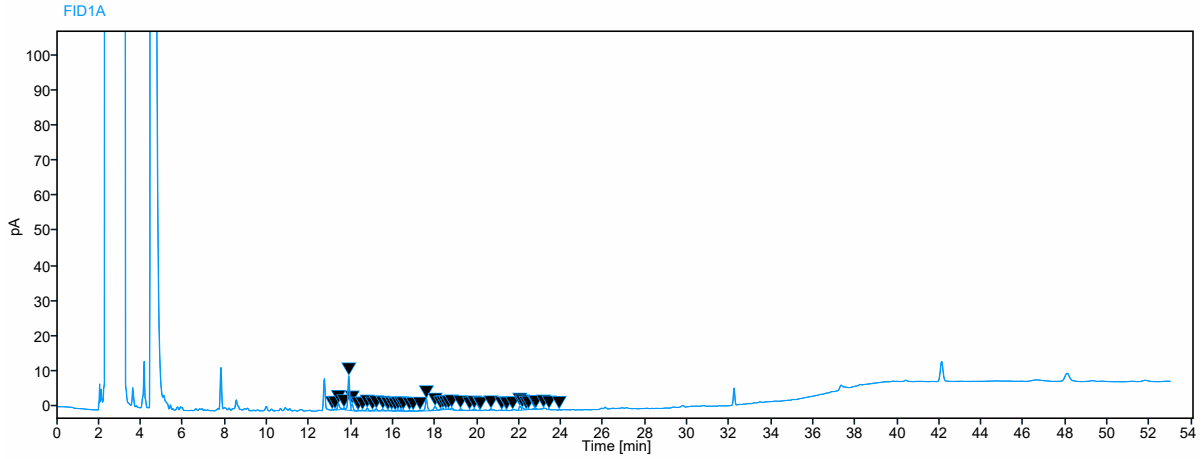
Sample Name Analys SPE 2022-05-01 02:42:03+02:00



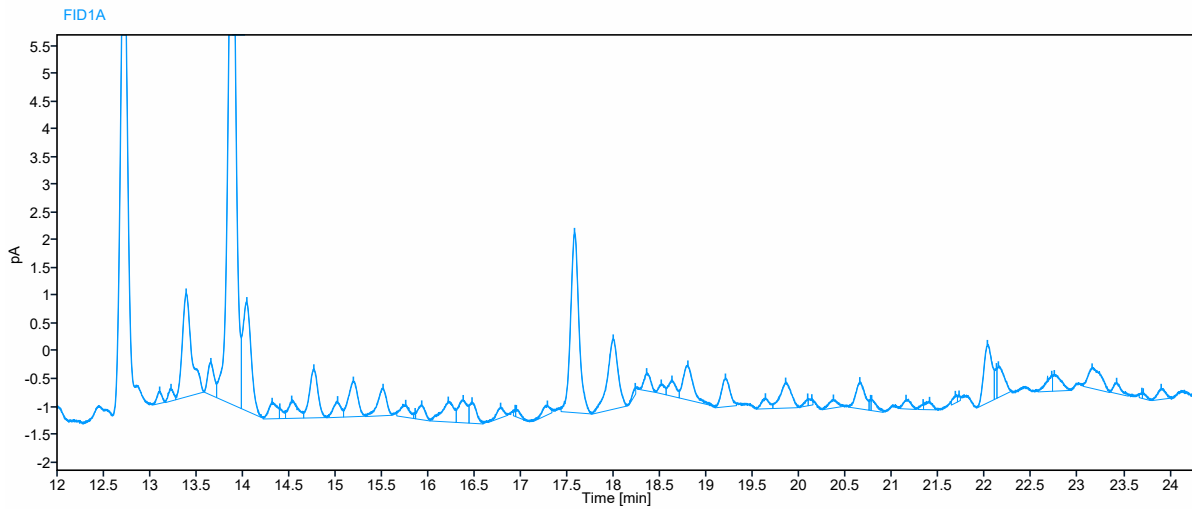
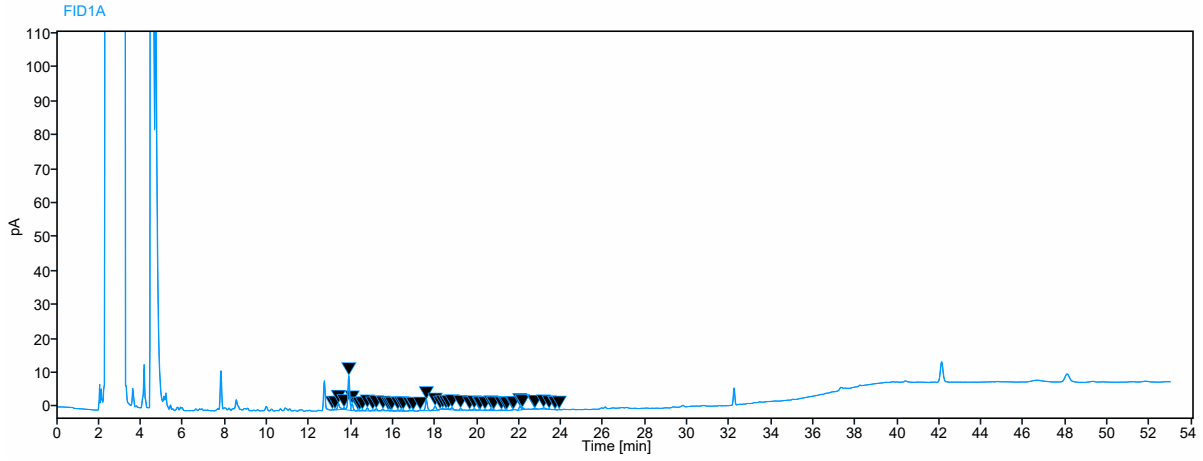
Sample Name X SPE C 2022-05-01 03:37:23+02:00



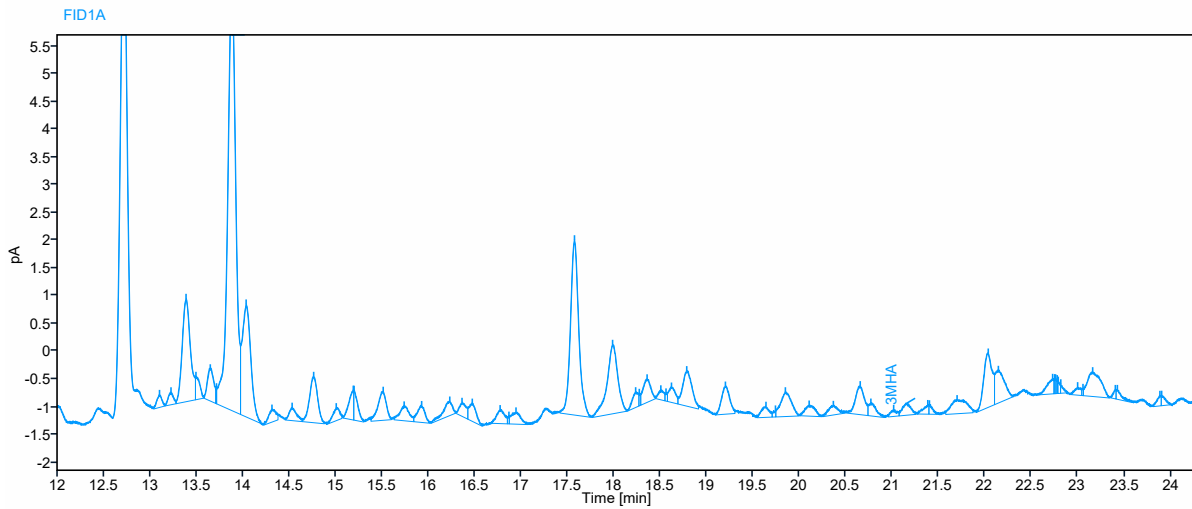
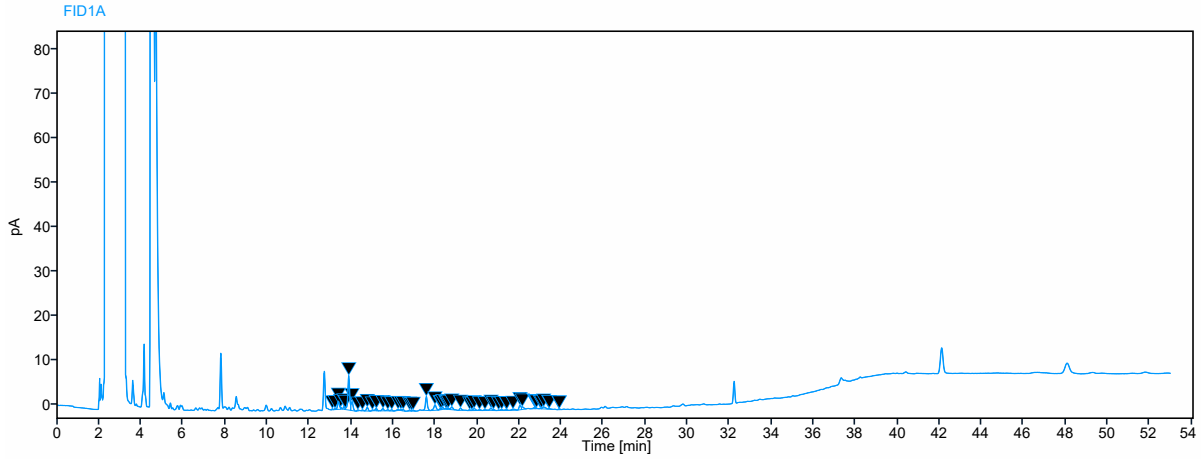
Sample Name X SPE 1 2022-05-01 04:32:40+02:00



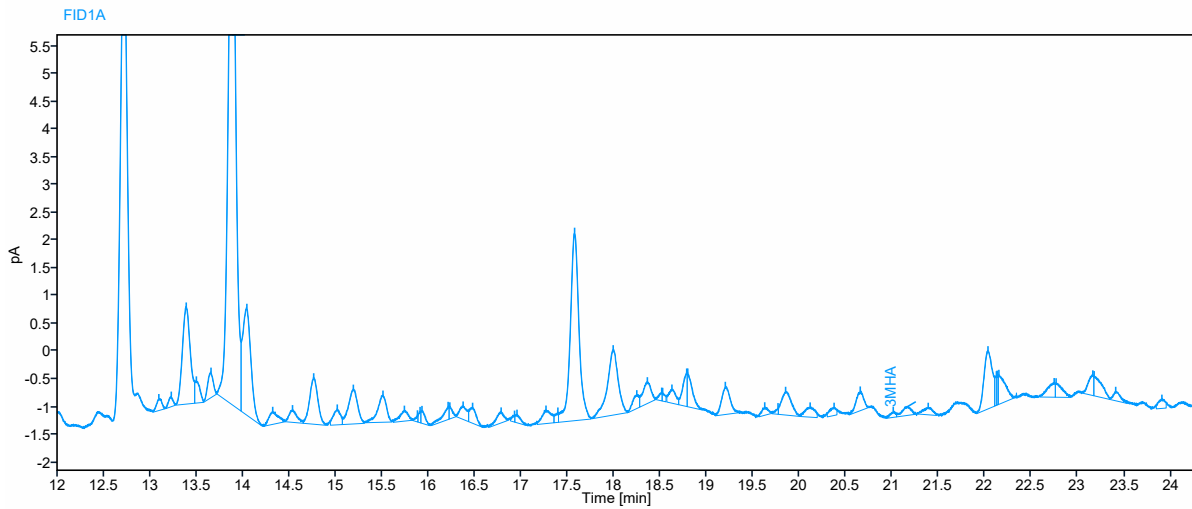
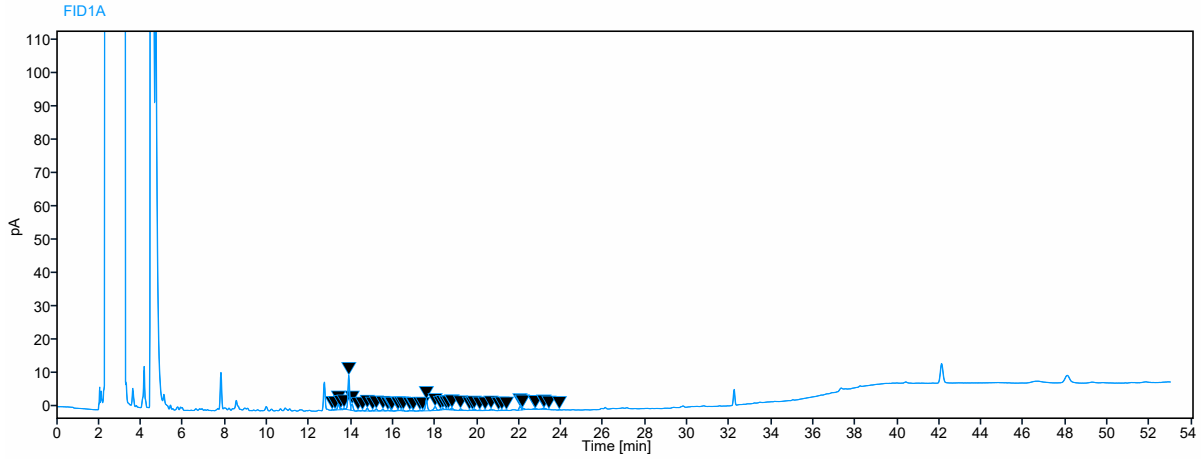
Sample Name X SPE 1+2 2022-05-01 05:28:01+02:00



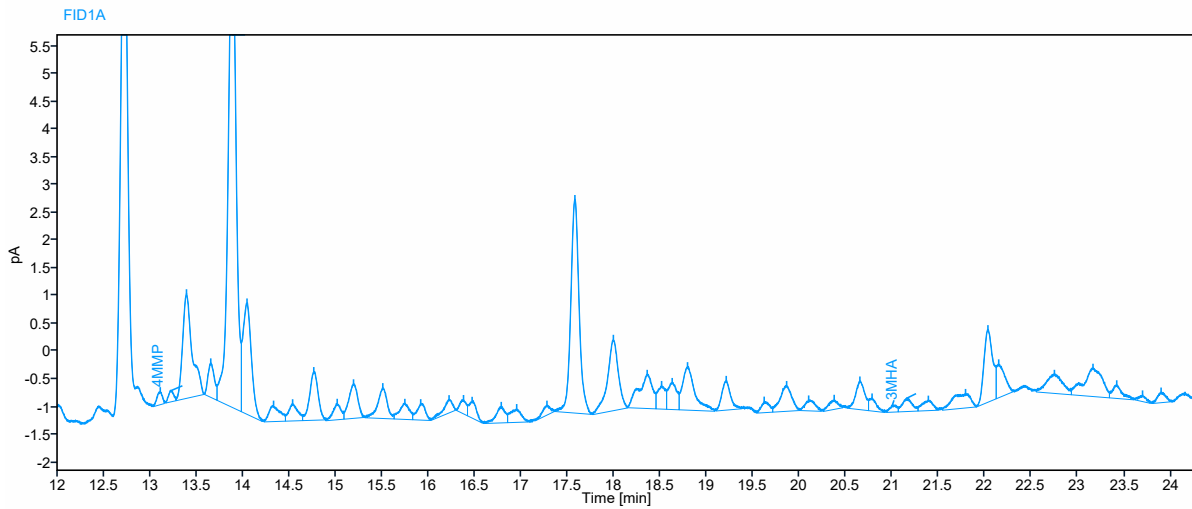
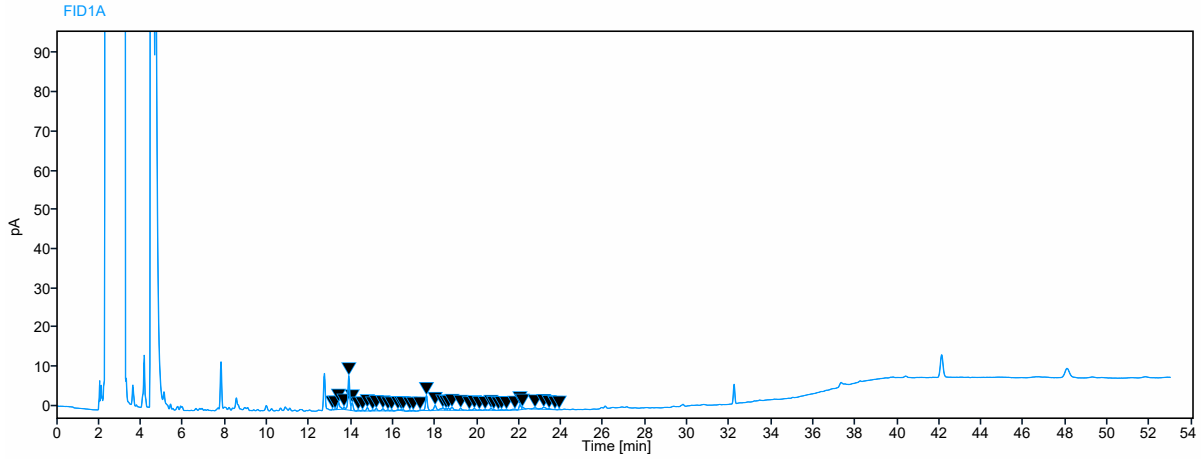
Sample Name Y SPE C 2022-05-01 06:23:17+02:00



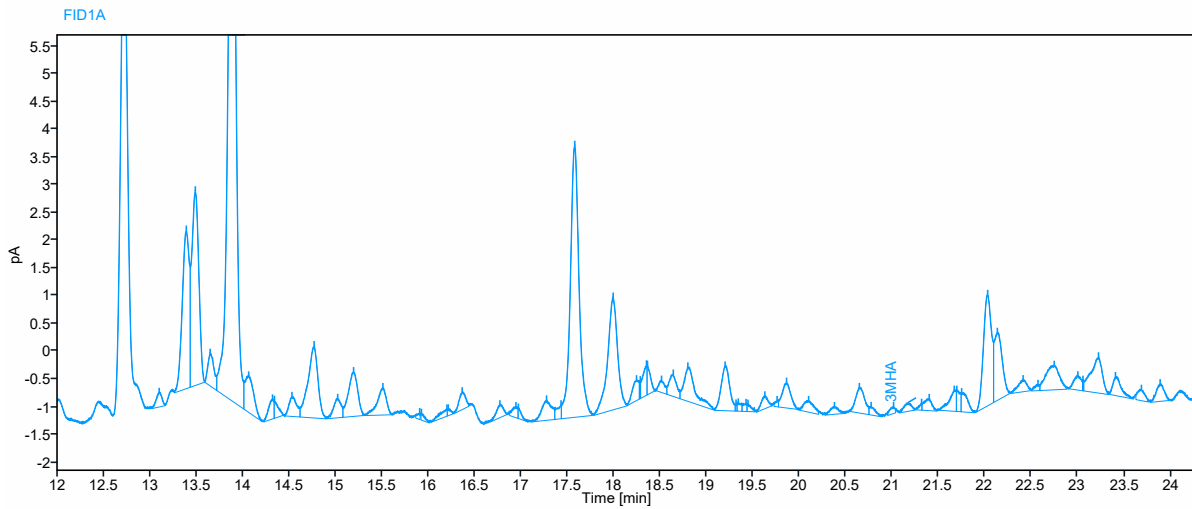
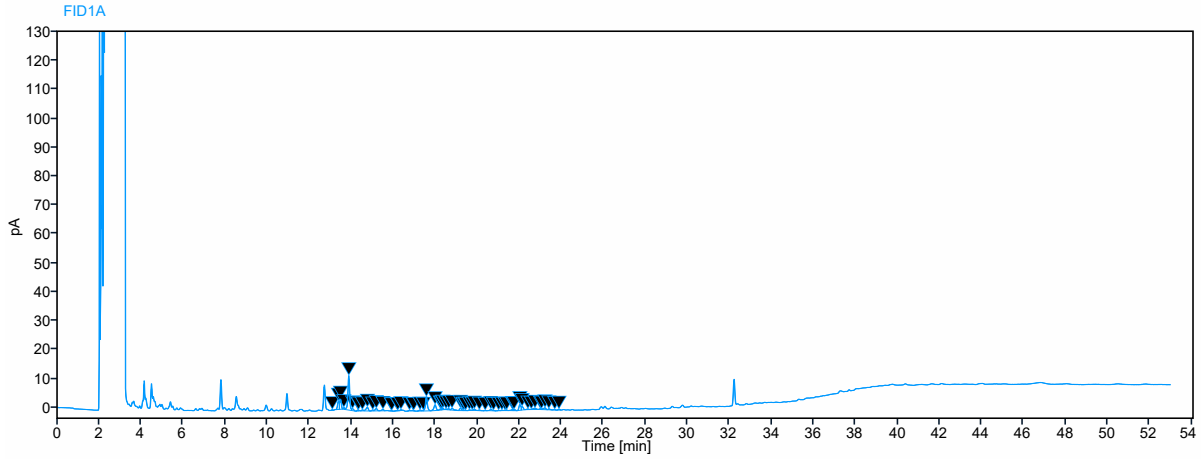
Sample Name Y SPE 1 2022-05-01 07:18:35+02:00



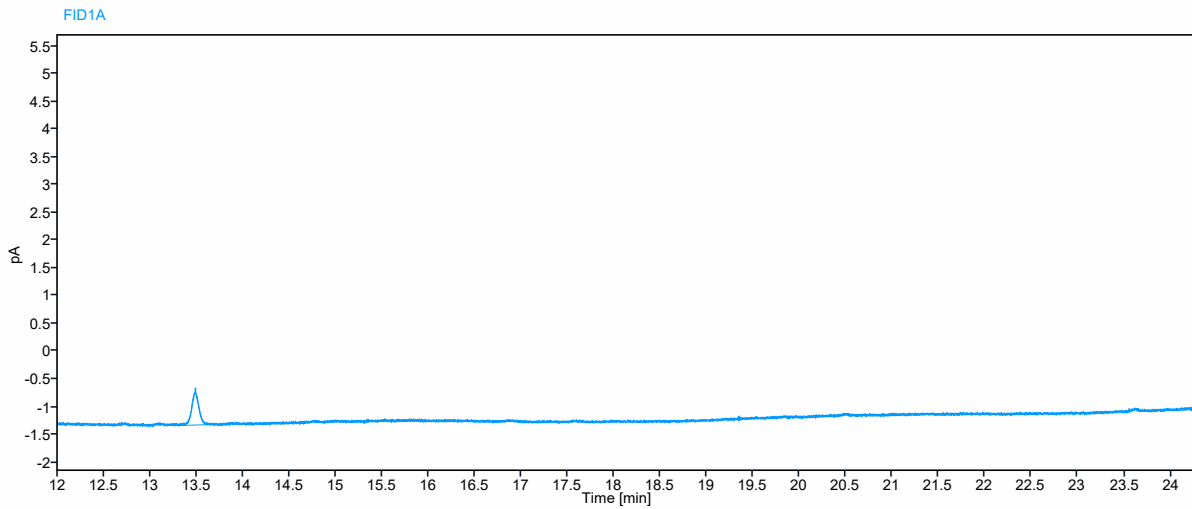
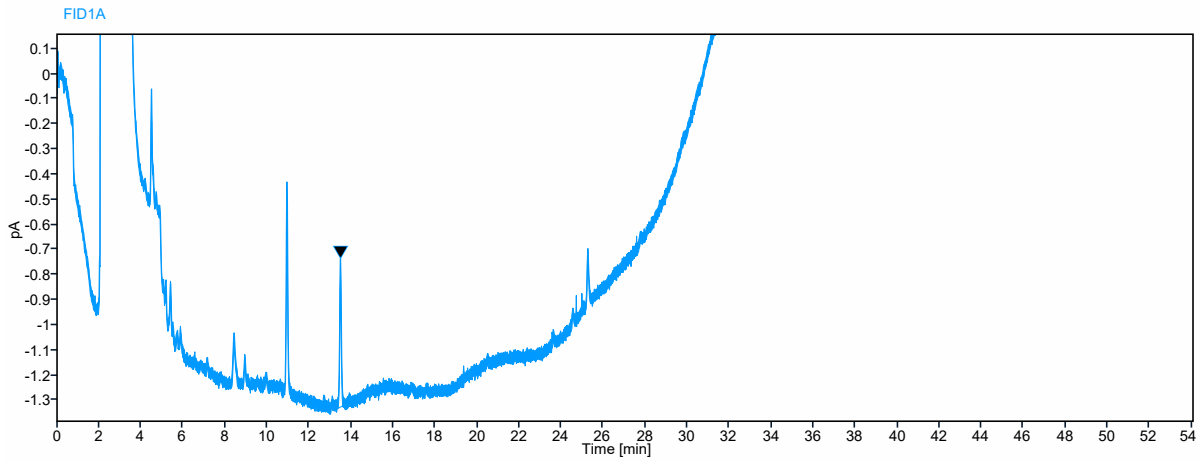
Sample Name Y SPE 1+2 2022-05-01 08:13:50+02:00



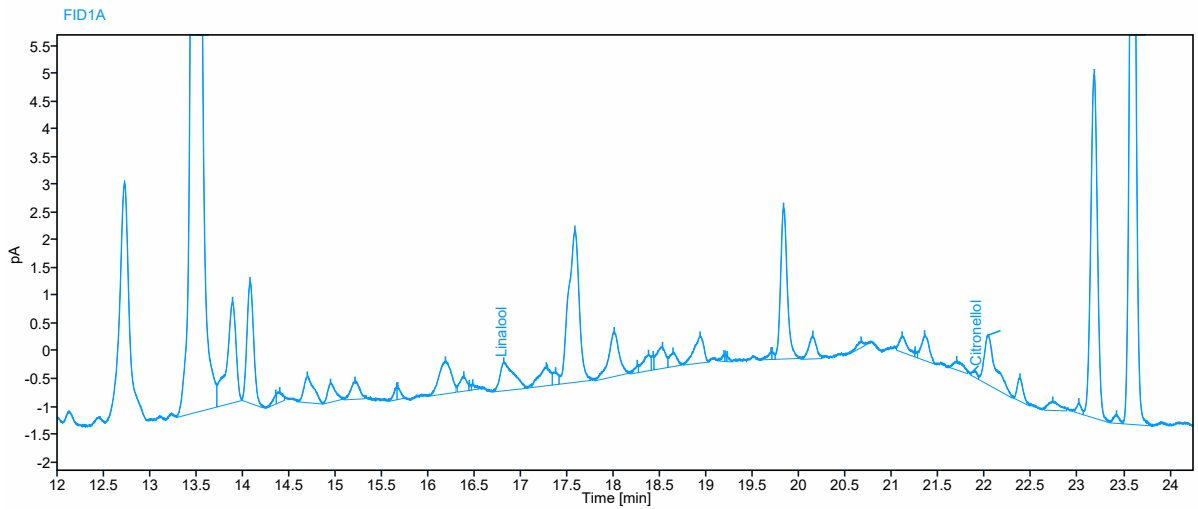
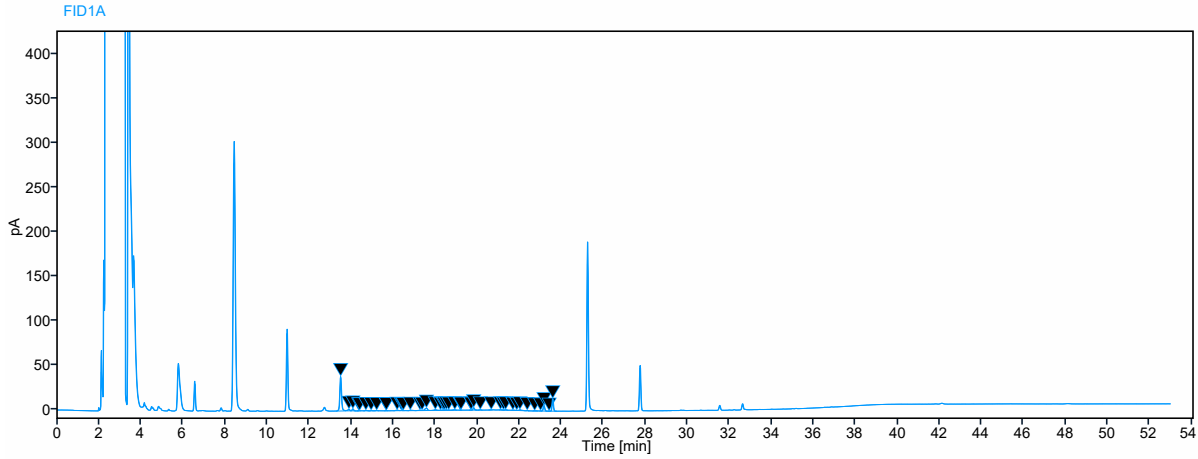
Sample Name Hep Std 2022-05-01 09:09:10+02:00



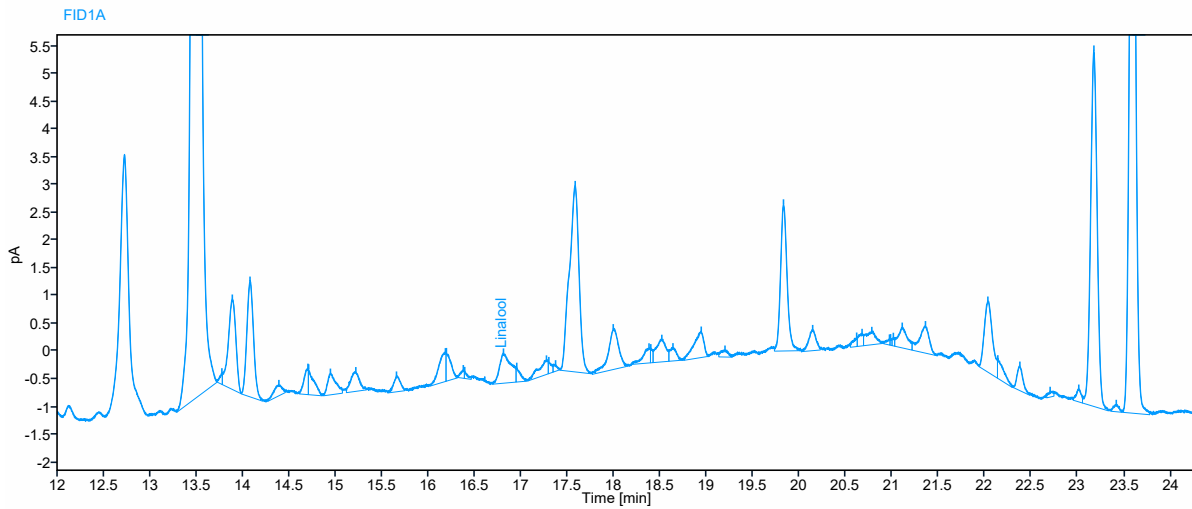
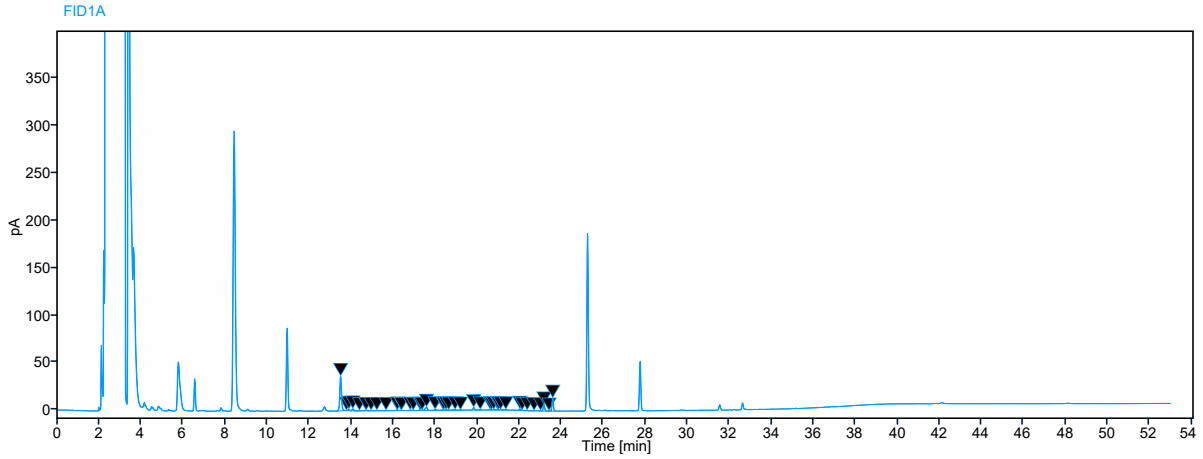
Sample Name Blank 2022-05-01 10:04:24+02:00



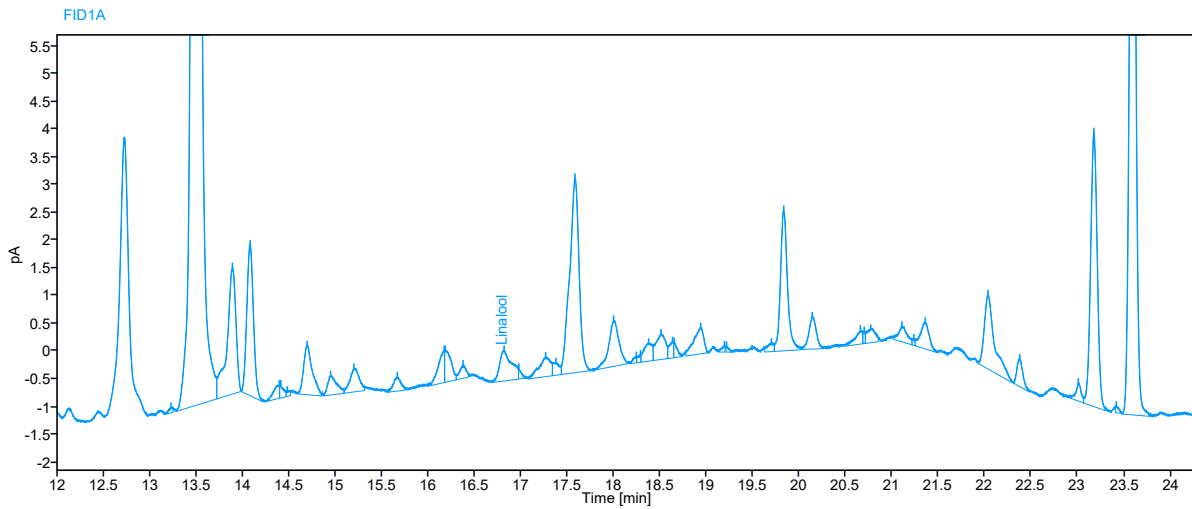
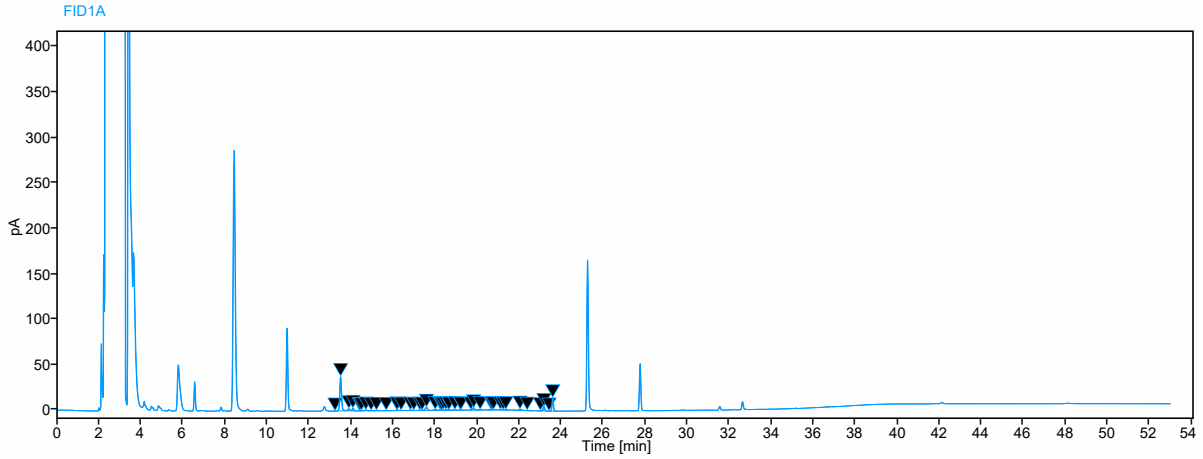
Sample Name X C Dup 2022-05-11 10:12:01+02:00



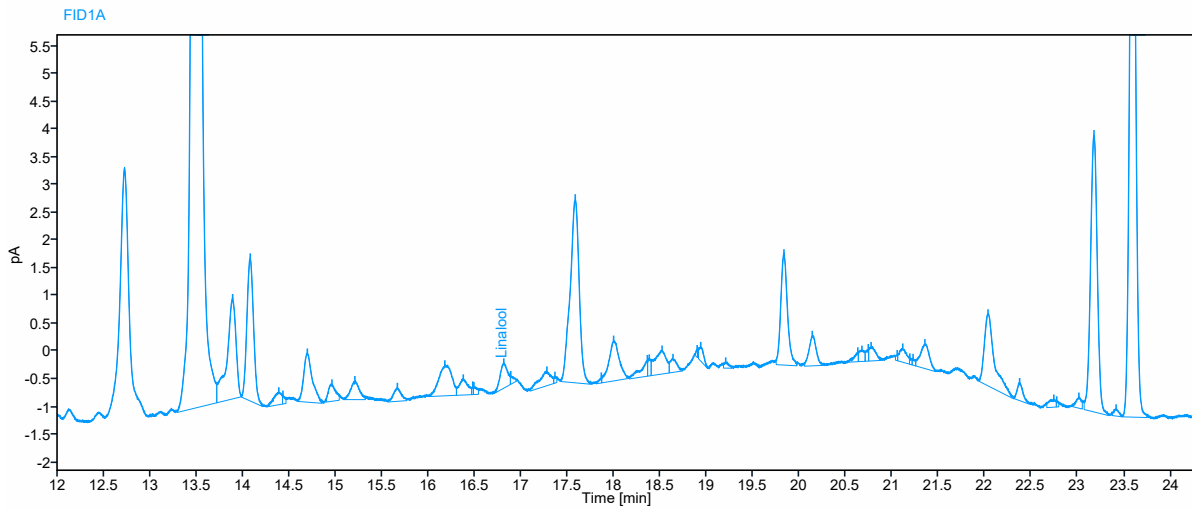
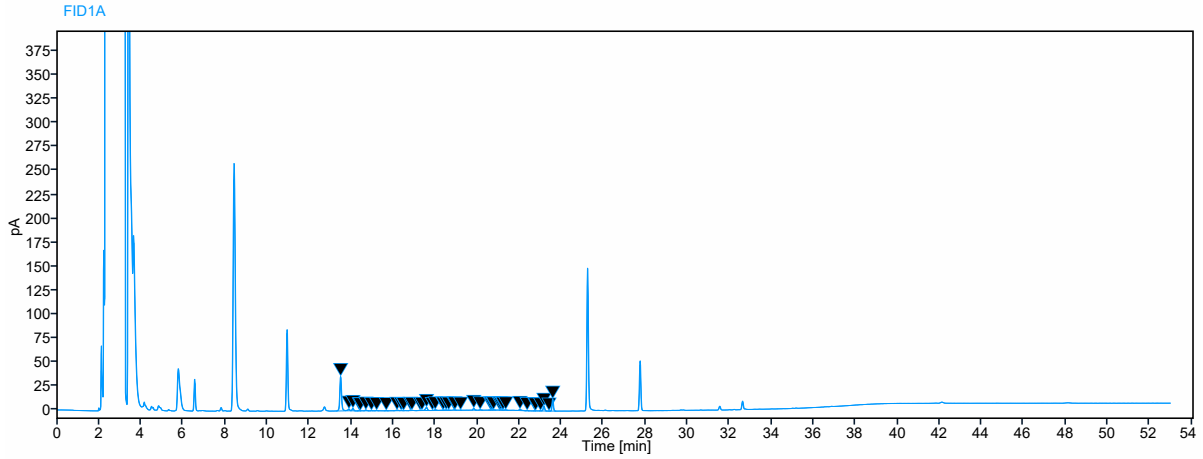
Sample Name X C Trip 2022-05-11 11:07:20+02:00



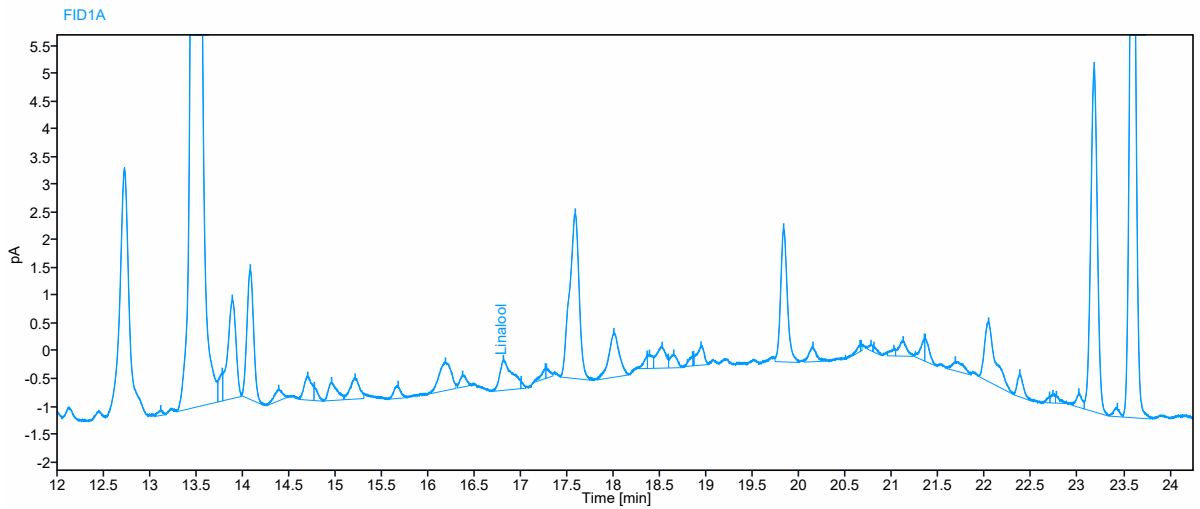
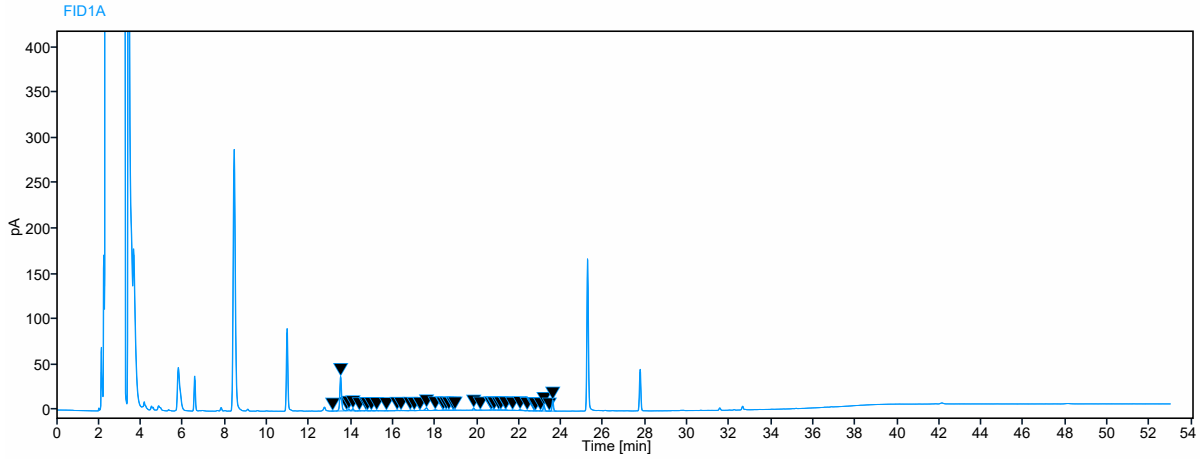
Sample Name X 1 Dup 2022-05-11 12:02:43+02:00



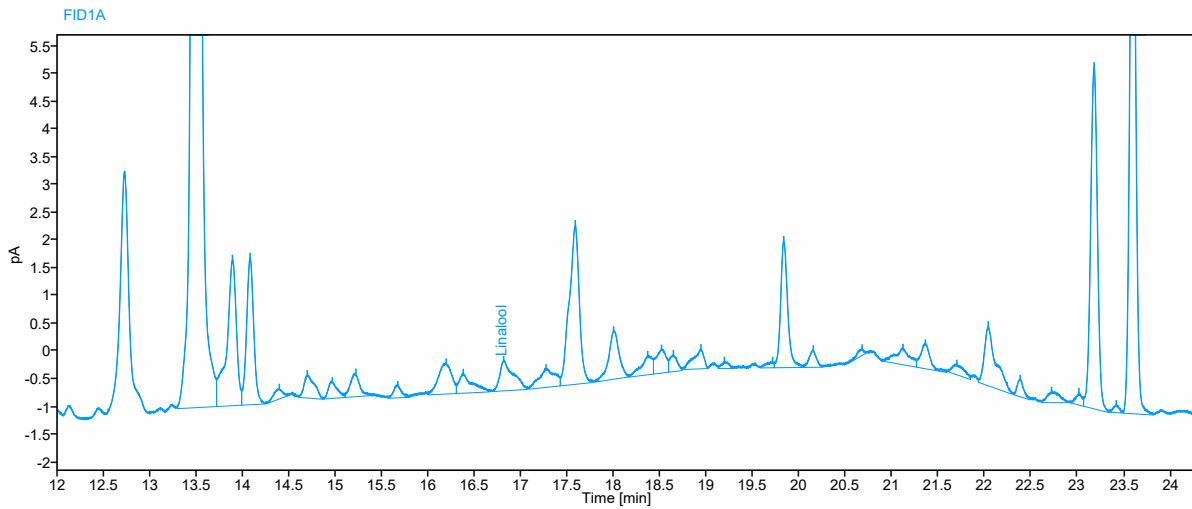
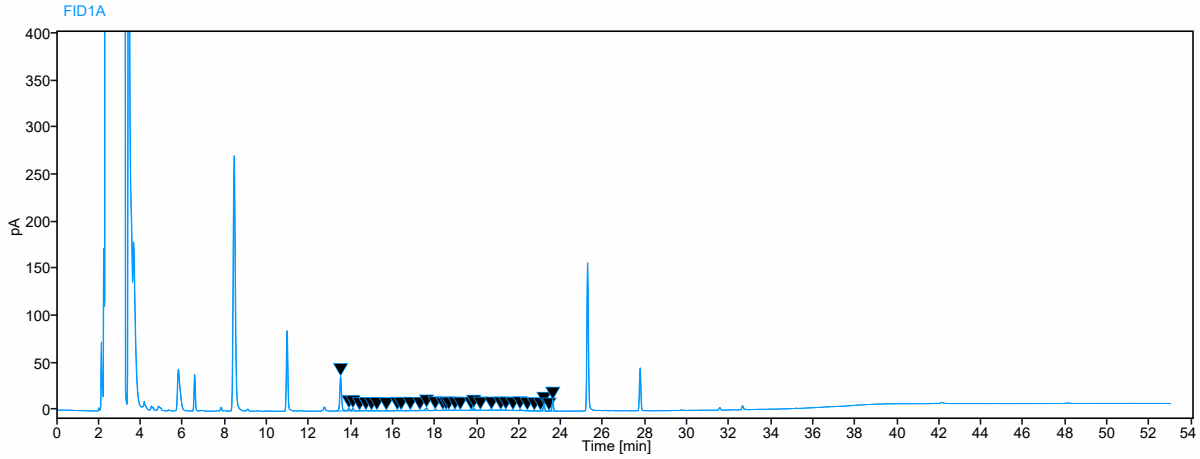
Sample Name X 1 Trip 2022-05-11 12:58:00+02:00



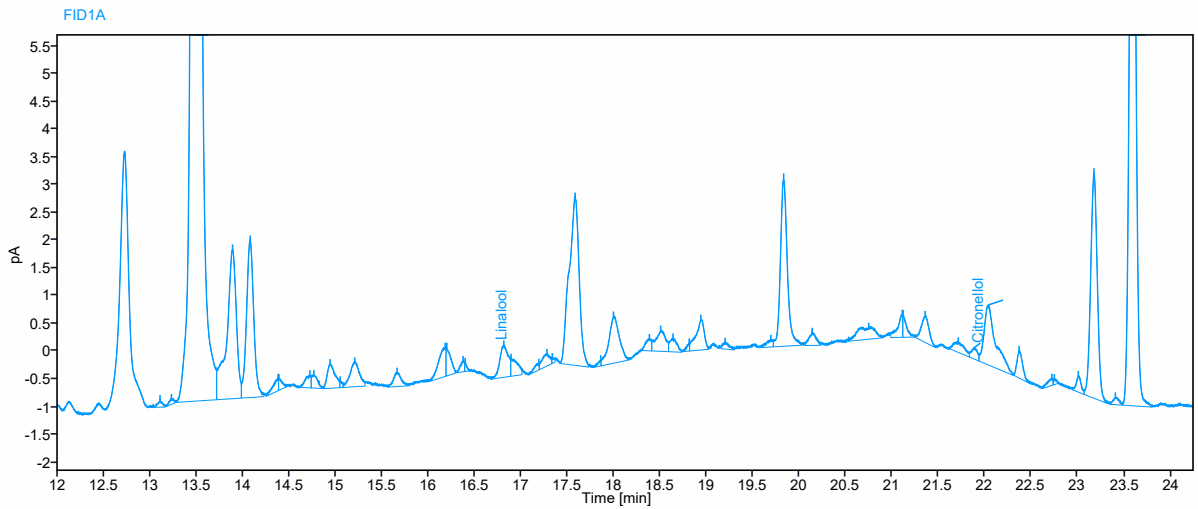
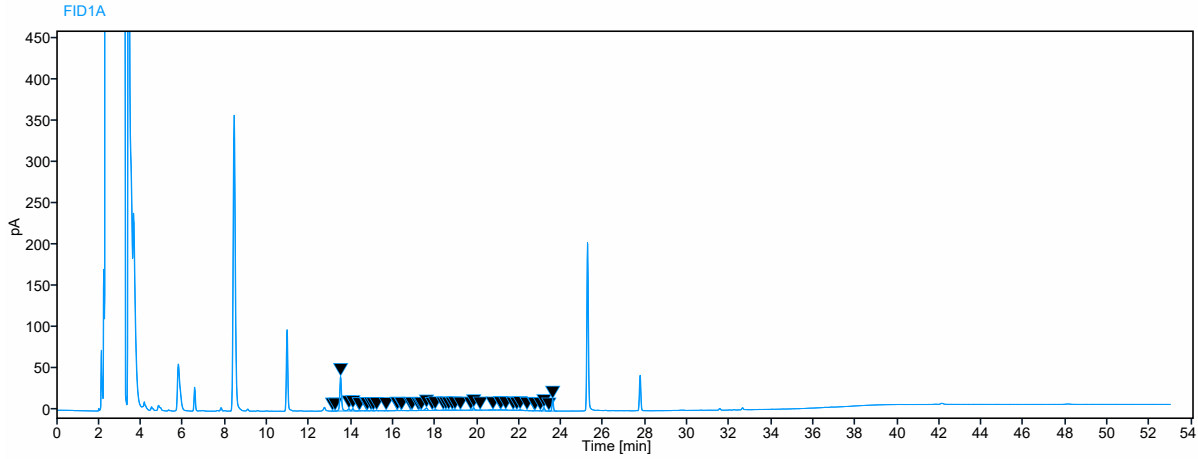
Sample Name X 1+2 Dup 2022-05-11 13:53:21+02:00



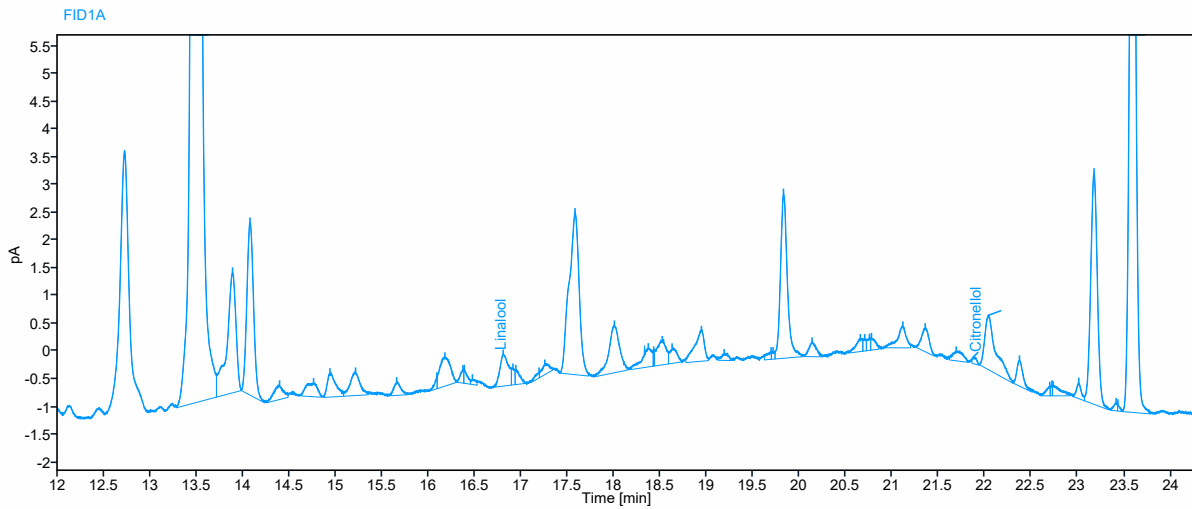
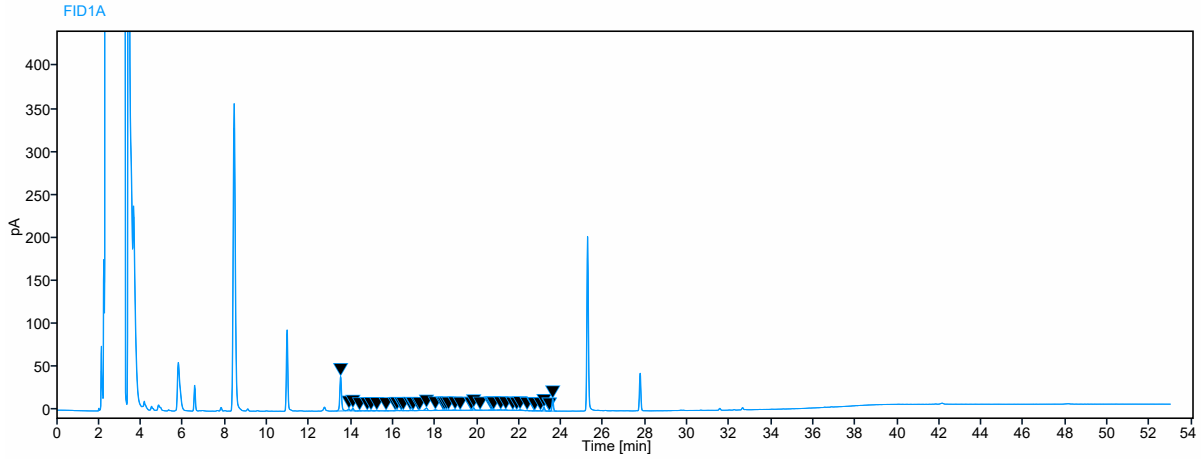
Sample Name X 1+2 Trip 2022-05-11 14:48:38+02:00



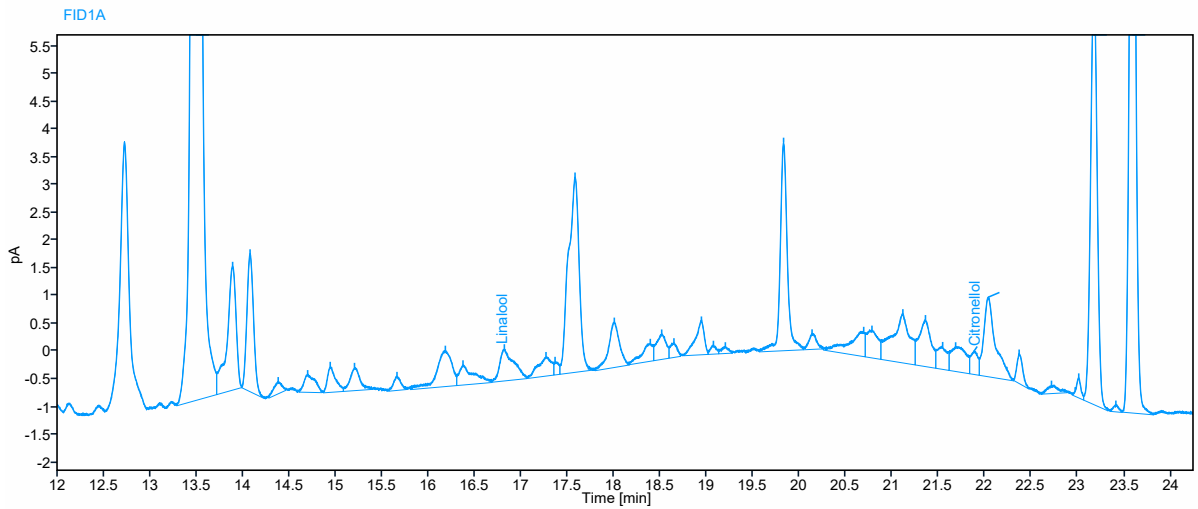
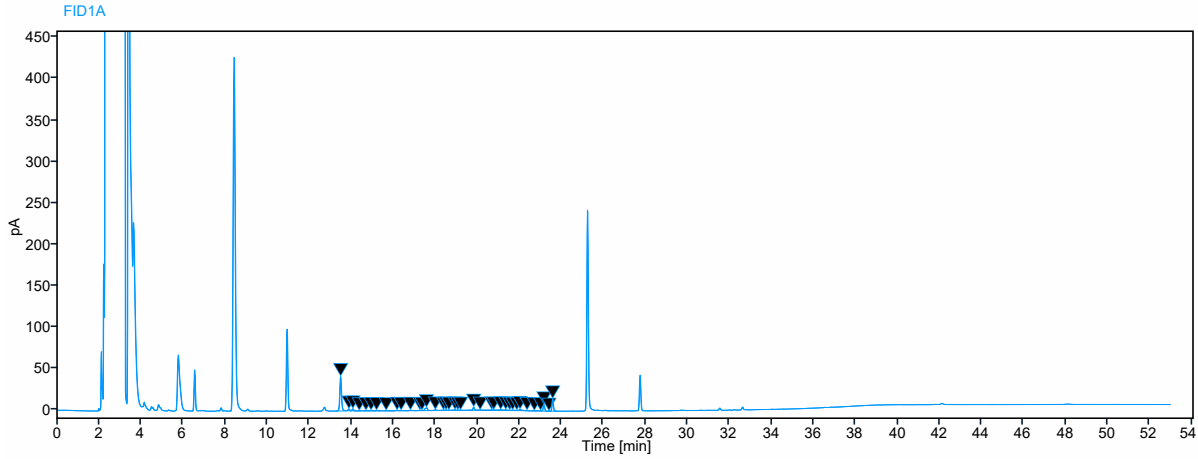
Sample Name Y C Dup 2022-05-11 15:44:00+02:00



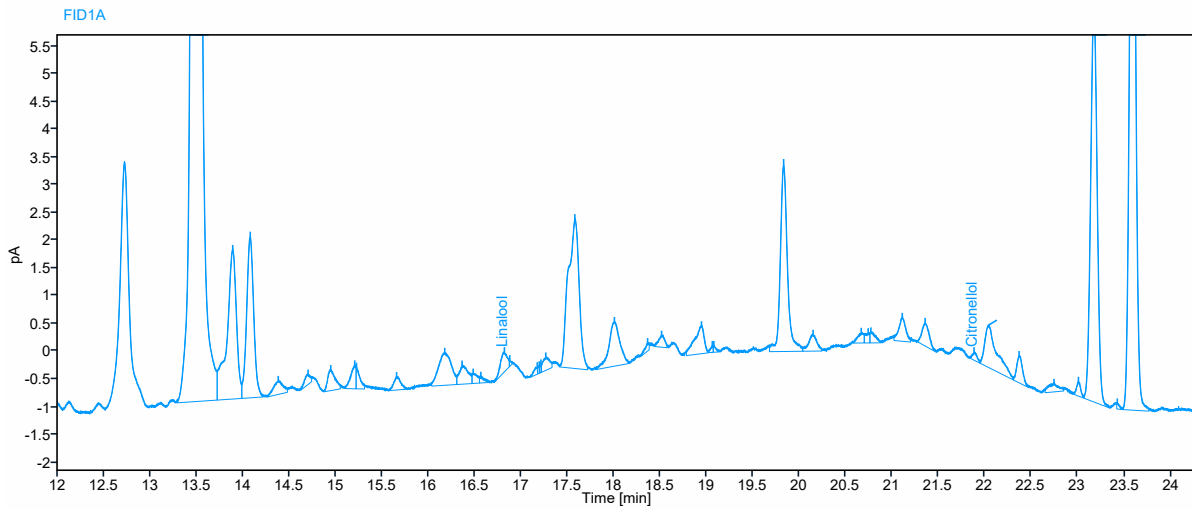
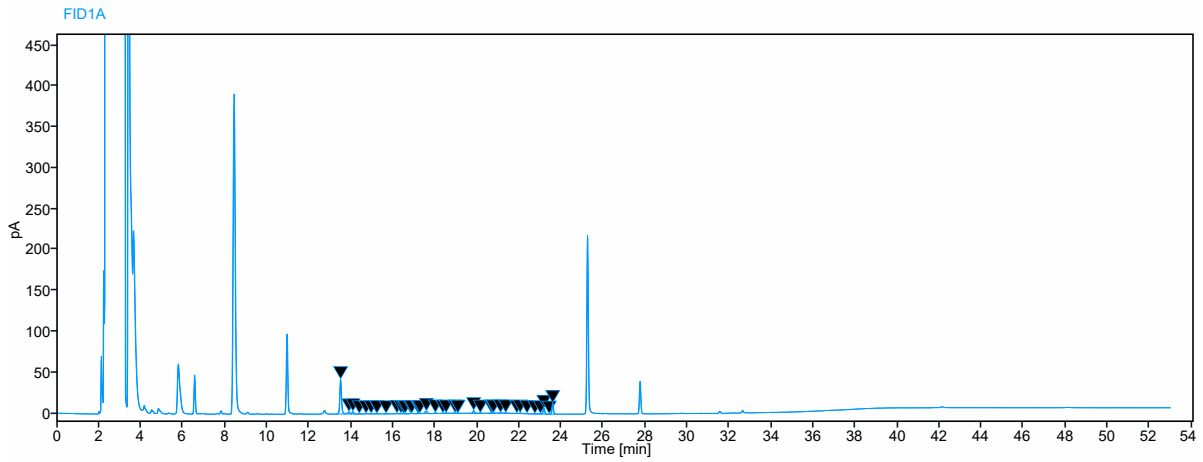
Sample Name Y C Trip 2022-05-11 16:39:19+02:00



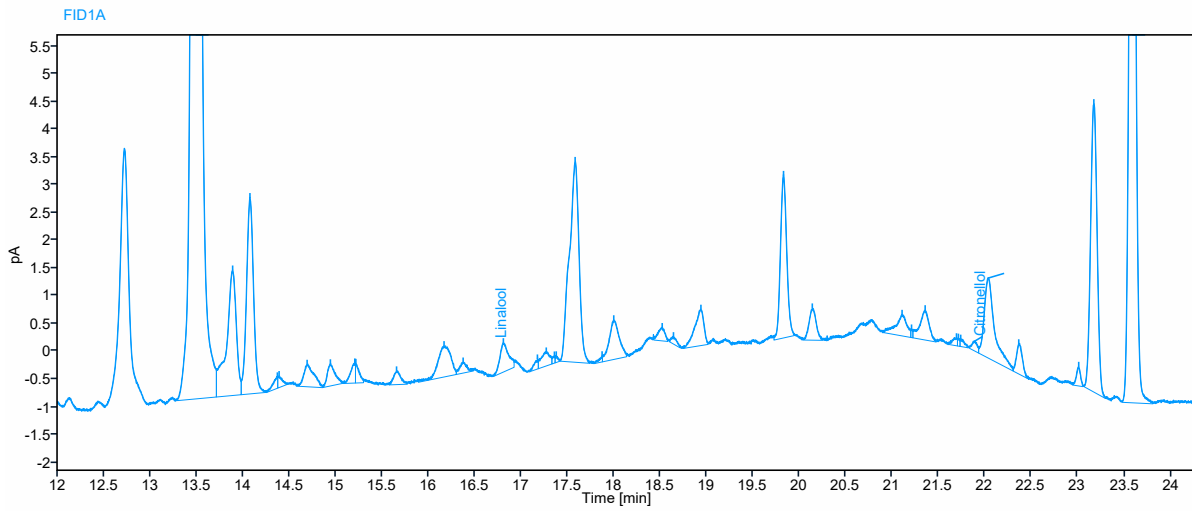
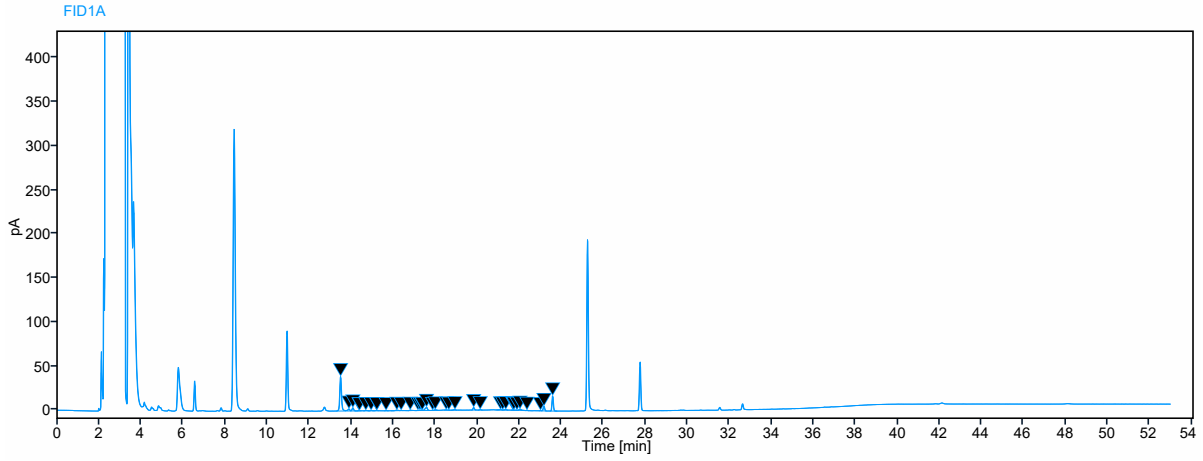
Sample Name Y 1 Dup 2022-05-11 17:34:44+02:00



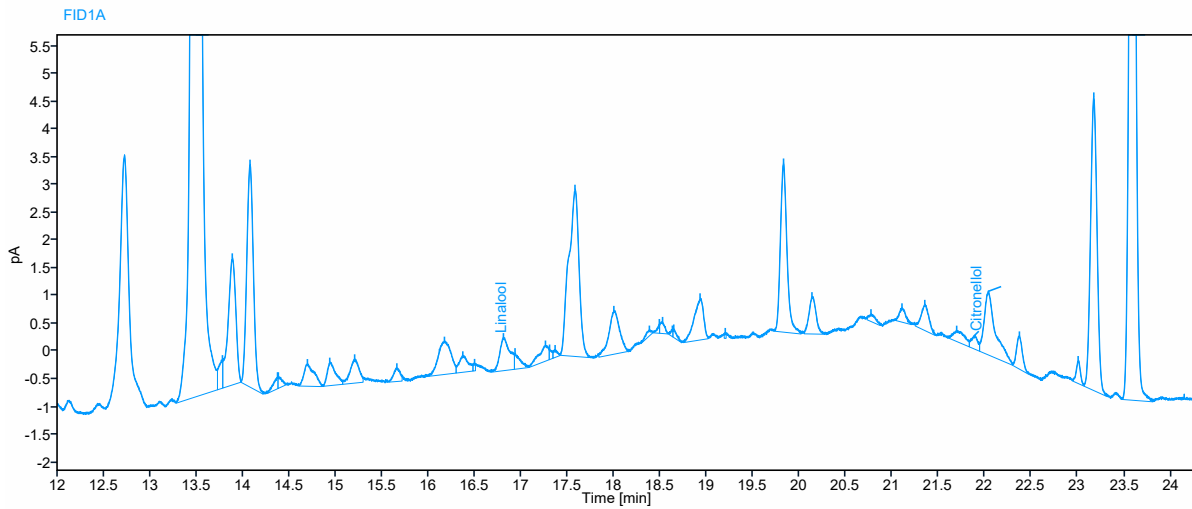
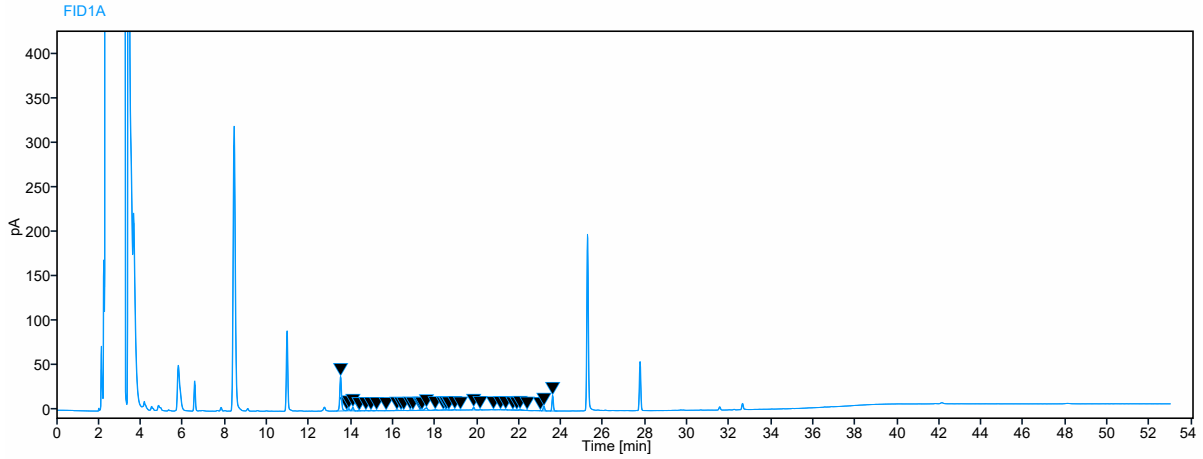
Sample Name Y 1 Trip 2022-05-11 18:30:05+02:00



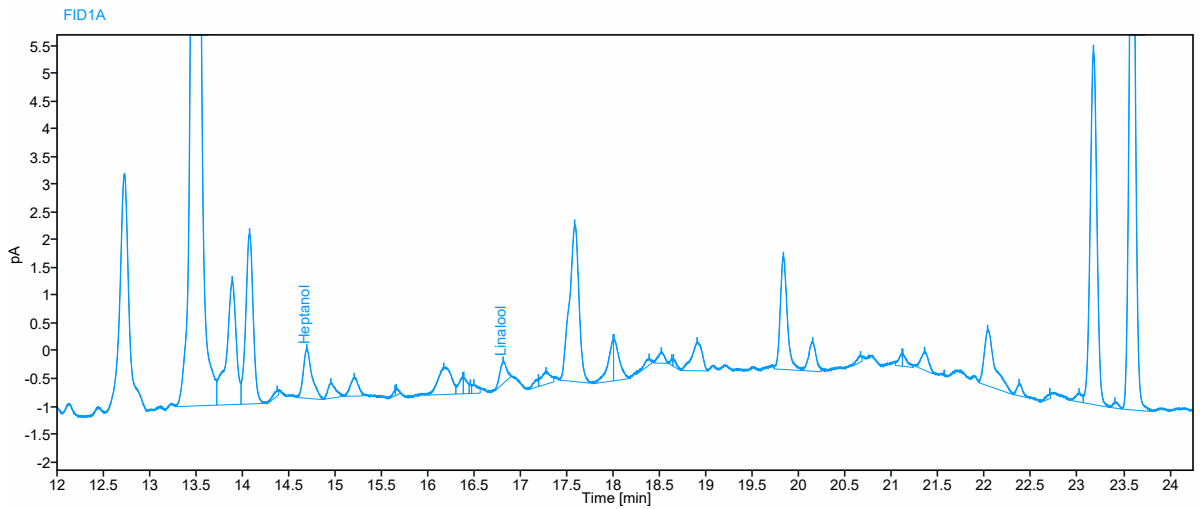
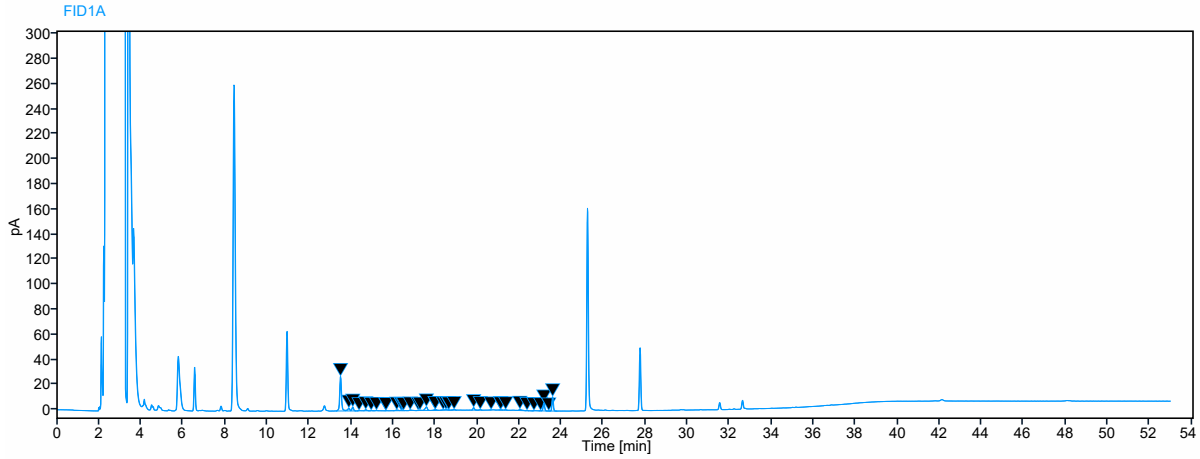
Sample Name Y 1+2 Dup 2022-05-11 19:25:29+02:00



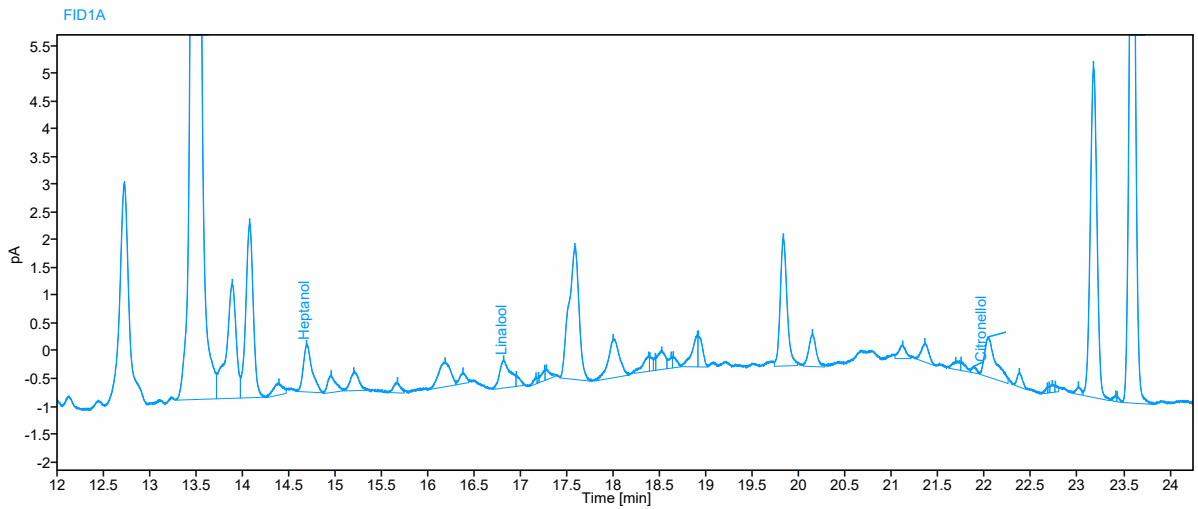
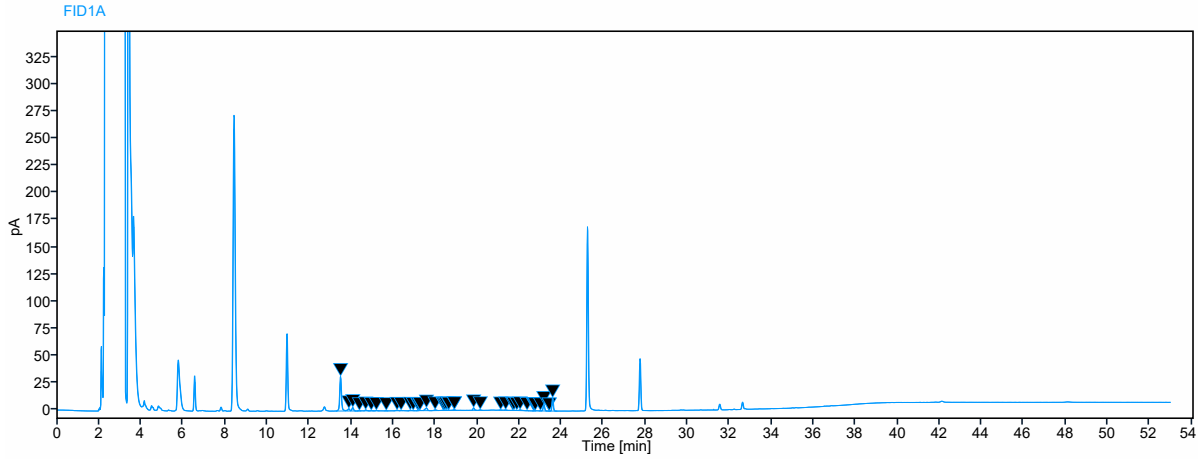
Sample Name Y 1+2 Trip 2022-05-11 20:20:49+02:00



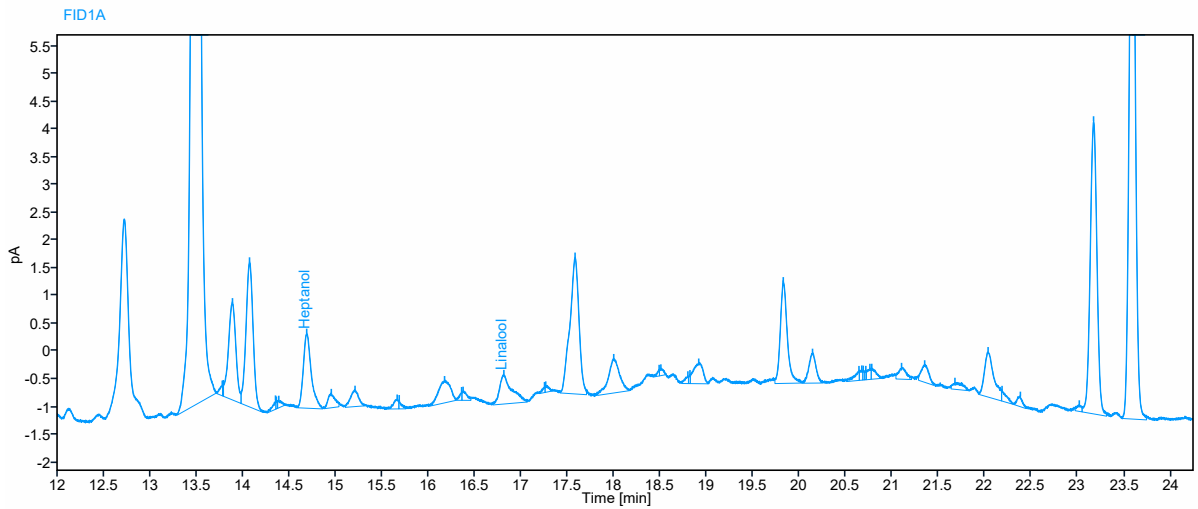
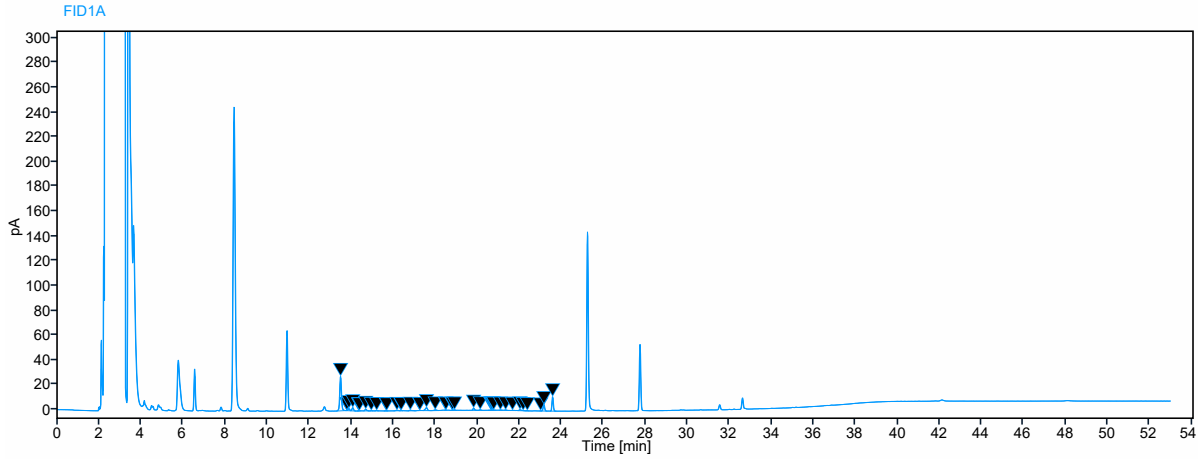
Sample Name X C IST Dup 2022-05-11 21:16:13+02:00



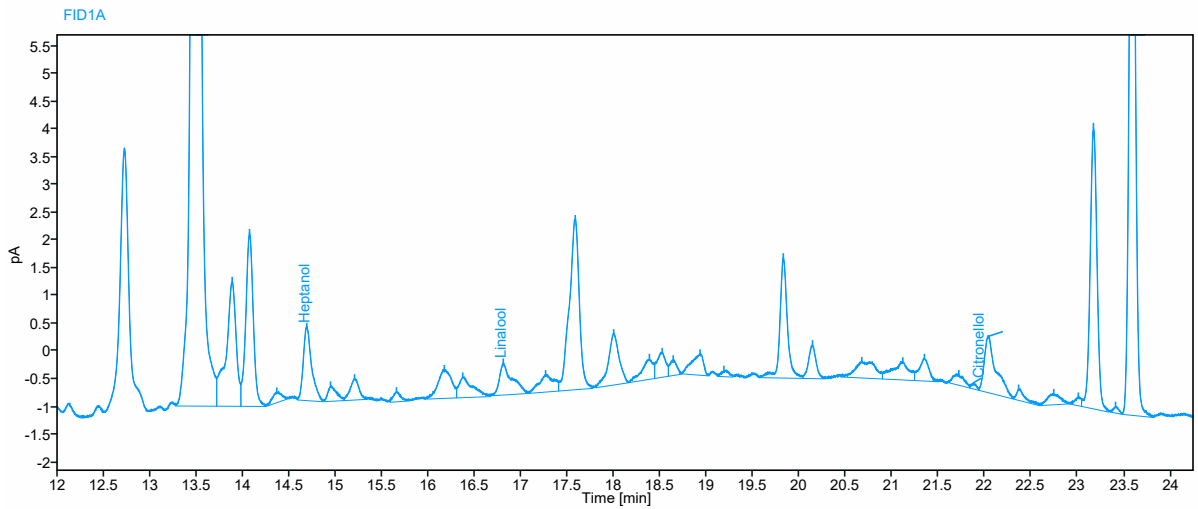
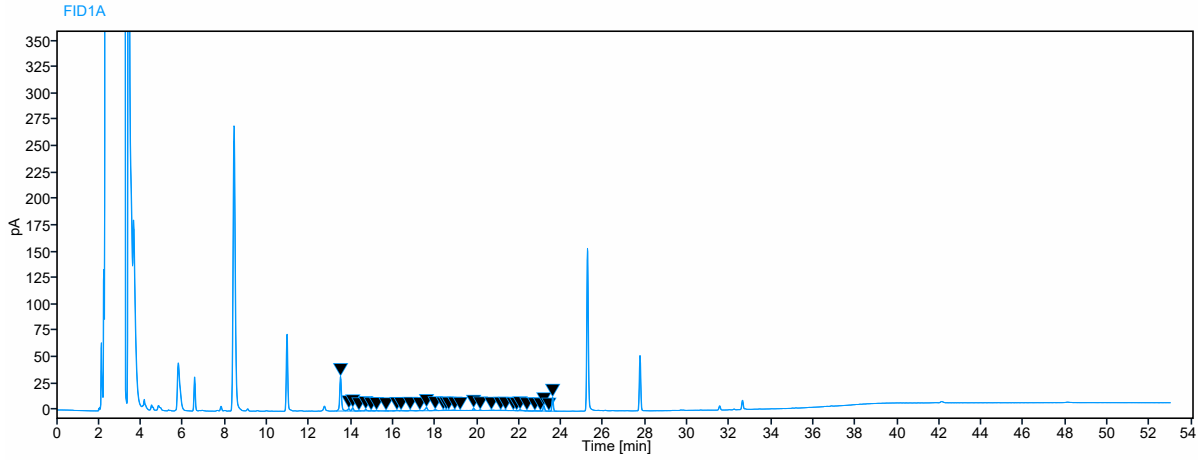
Sample Name X C IST Trip 2022-05-11 22:11:29+02:00



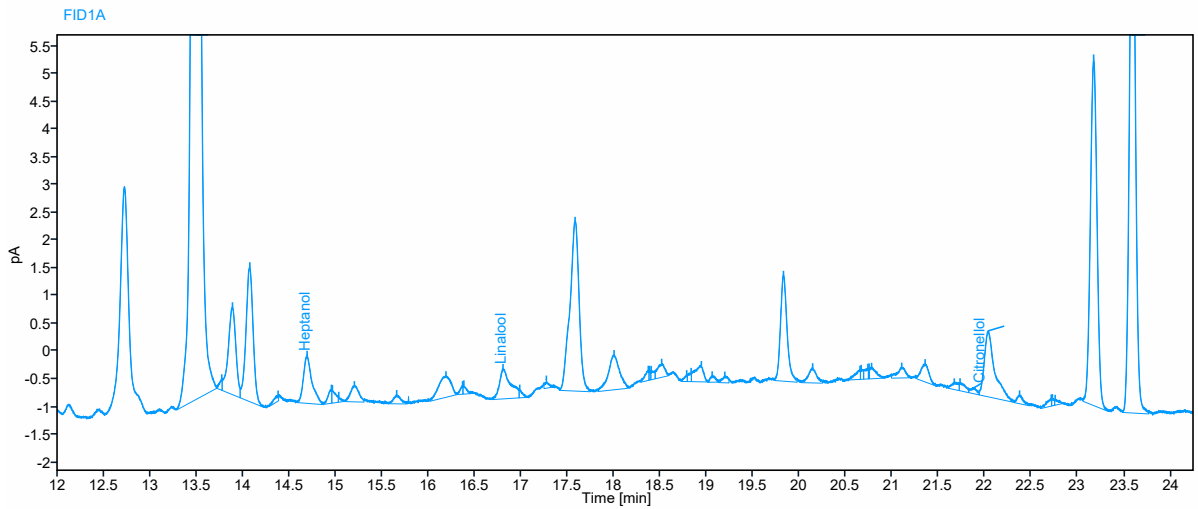
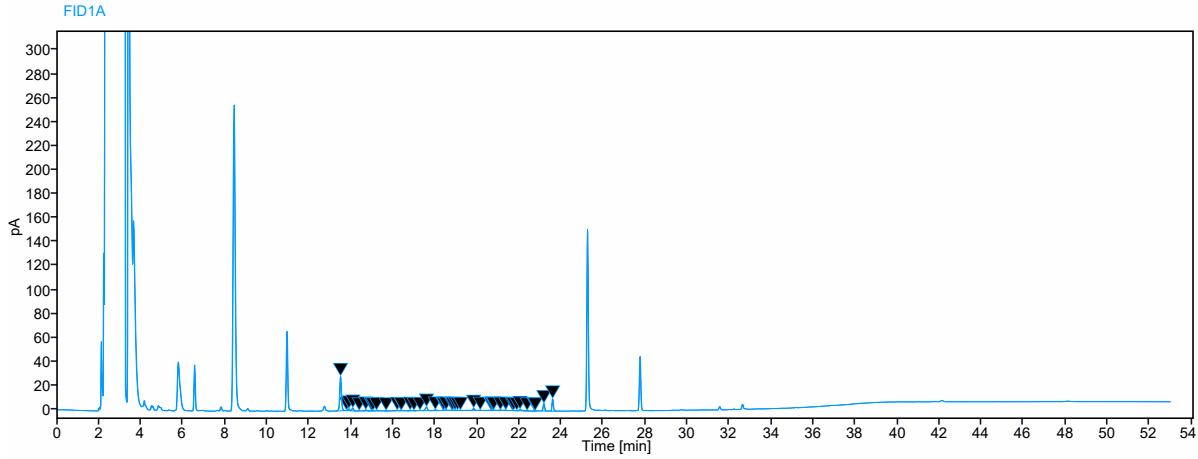
Sample Name X 1 IST Dup 2022-05-11 23:07:05+02:00



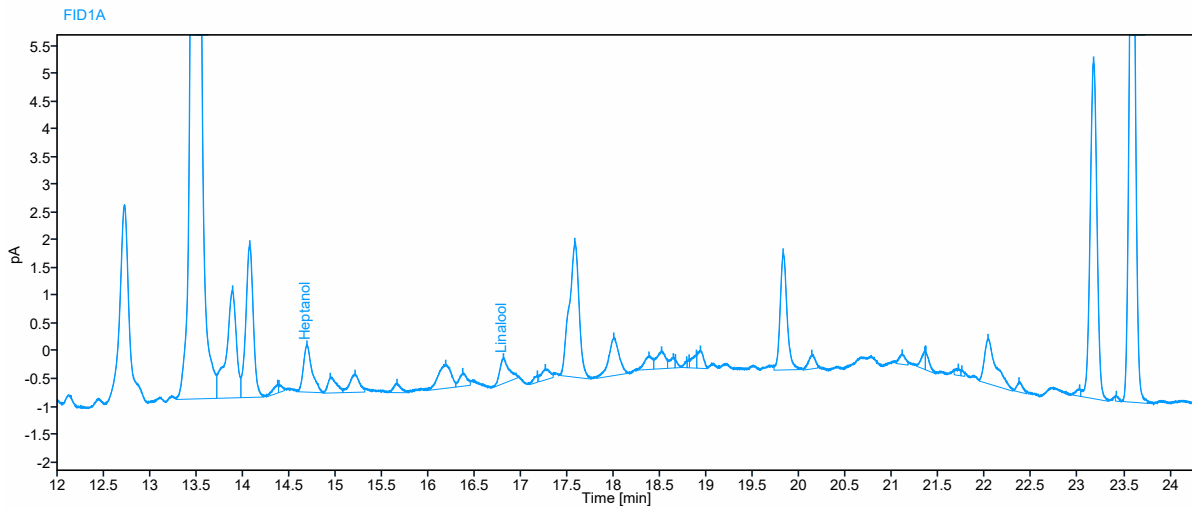
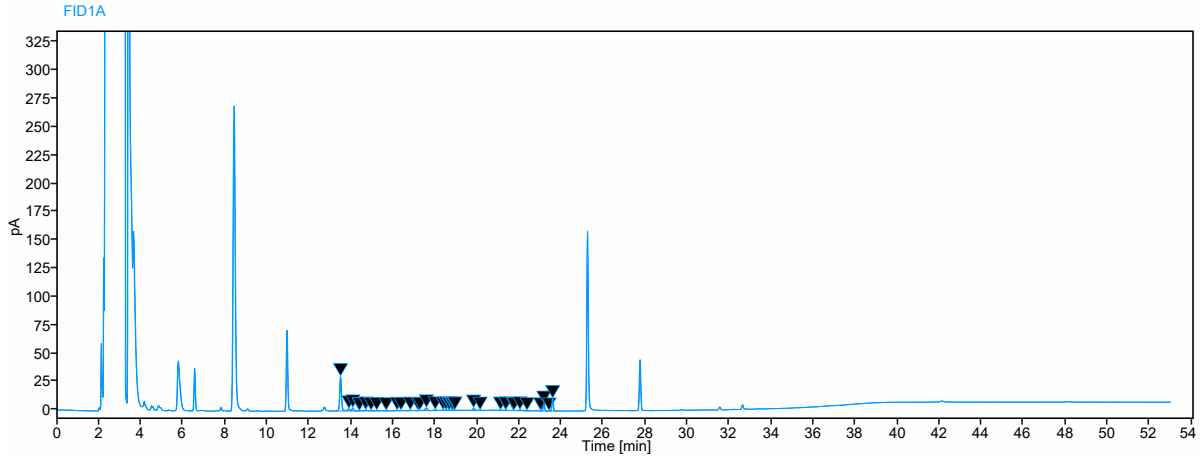
Sample Name X 1 IST Trip 2022-05-12 00:02:25+02:00



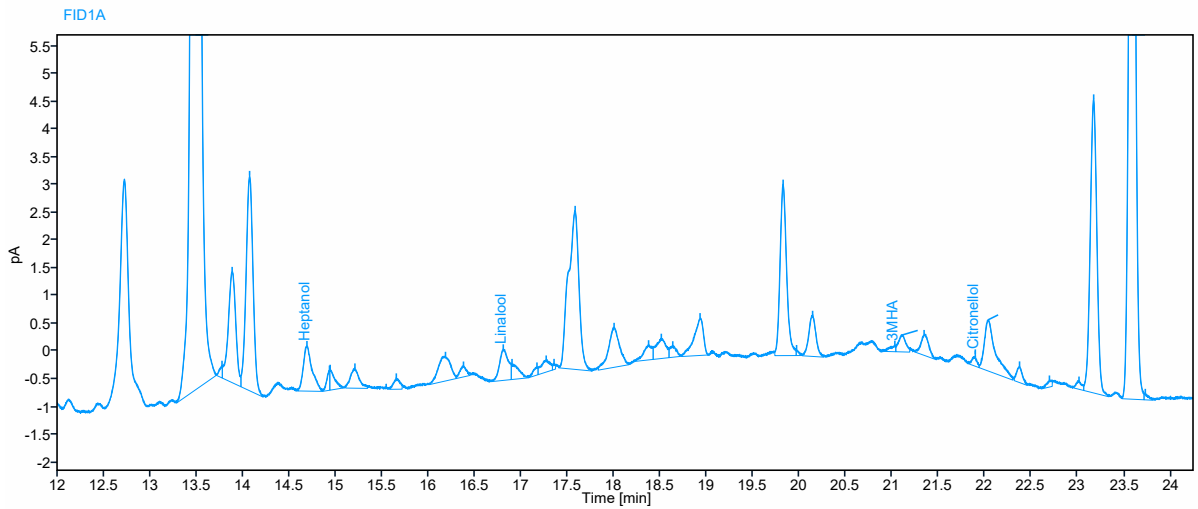
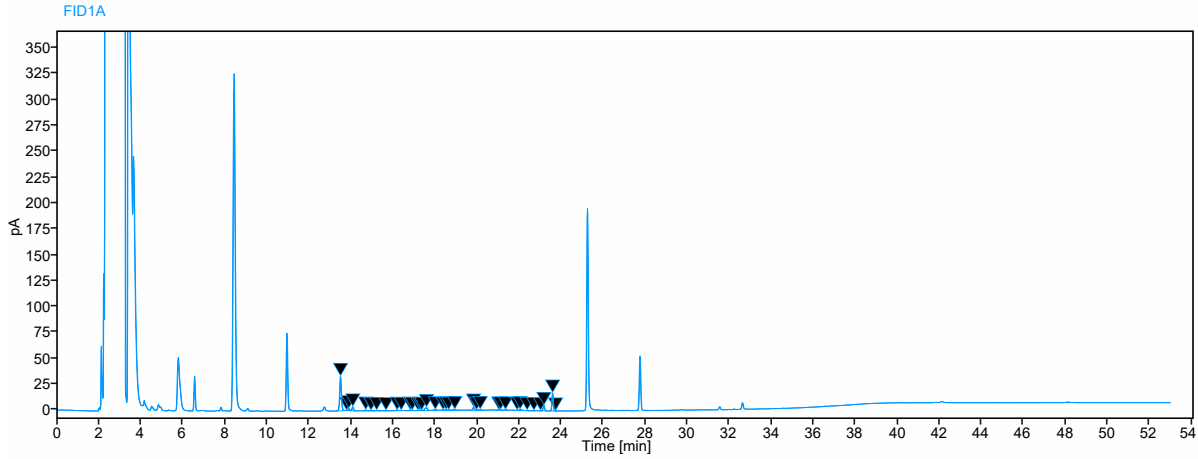
Sample Name X 1+2 IST Dup 2022-05-12 00:57:48+02:00



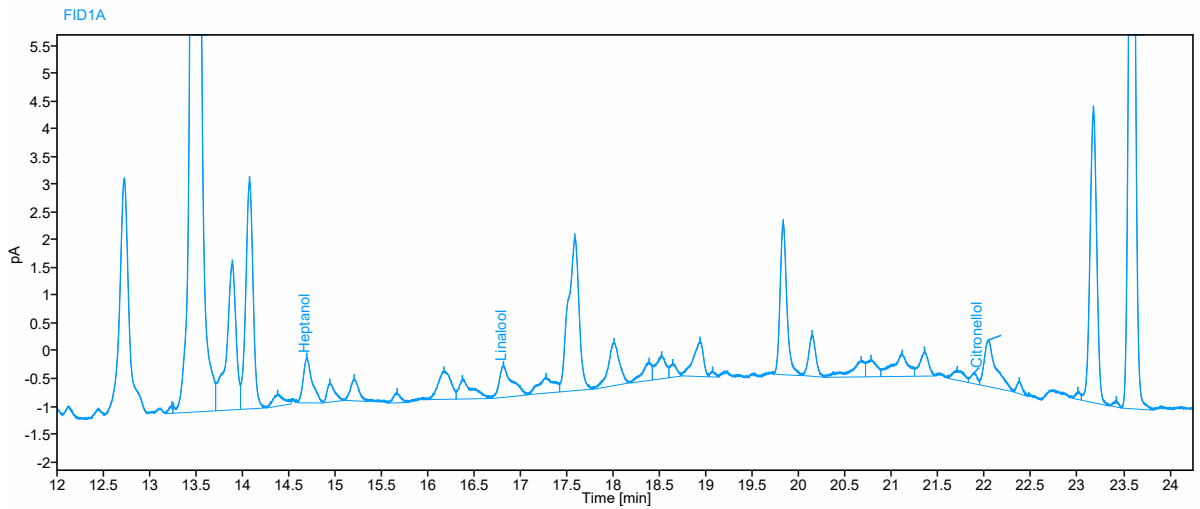
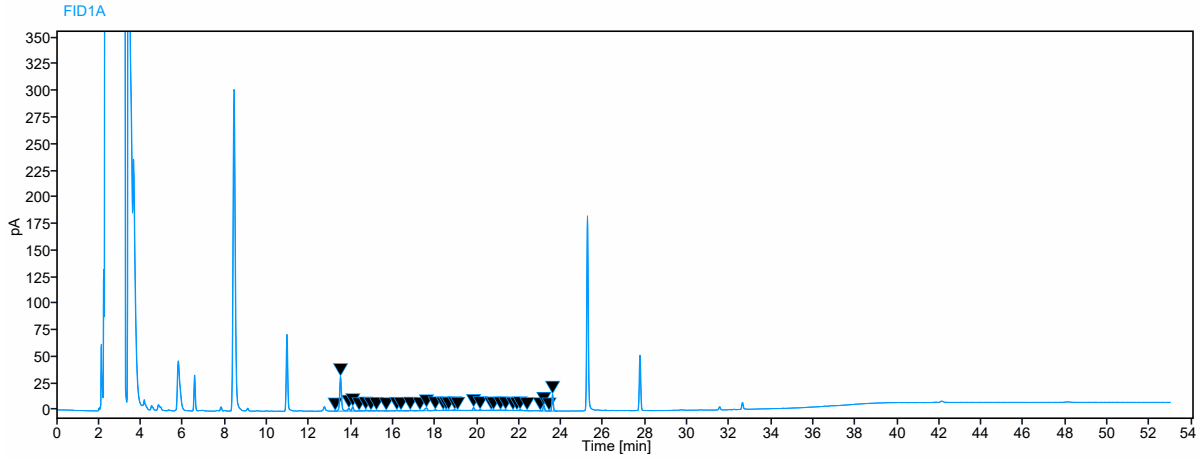
Sample Name X 1+2 IST Trip



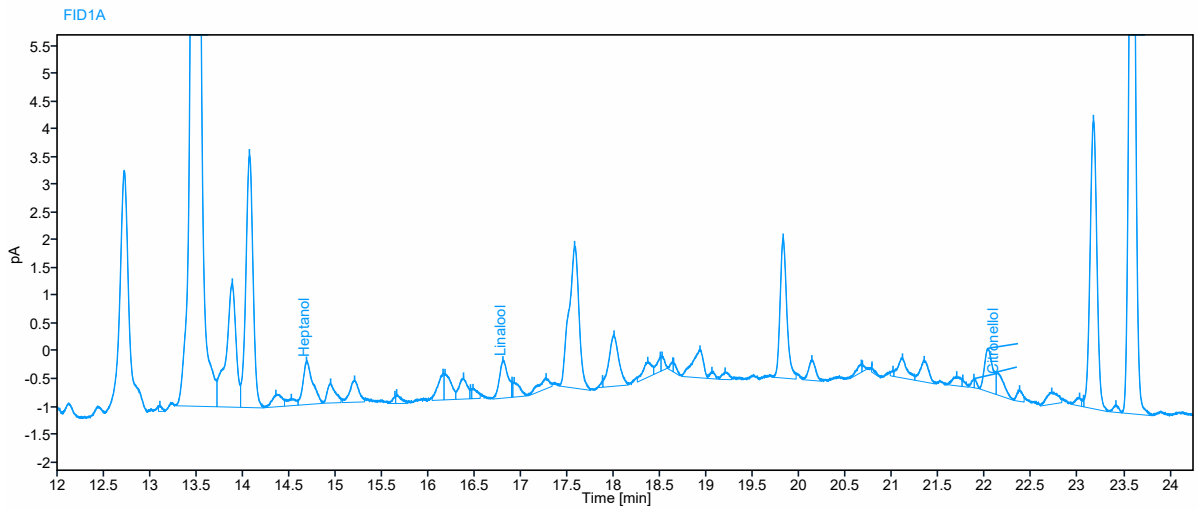
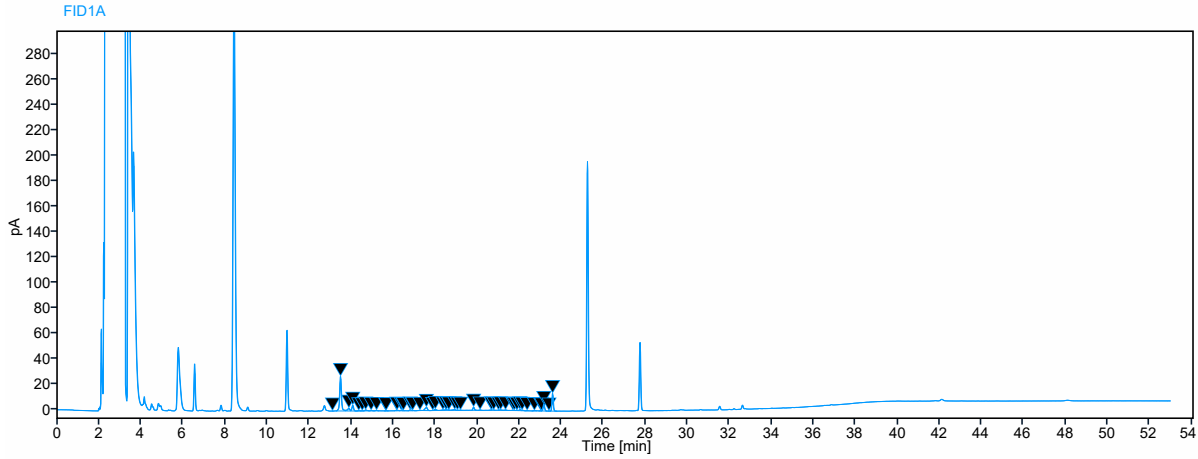
Sample Name Y C IST Dup 2022-05-12 02:48:28+02:00



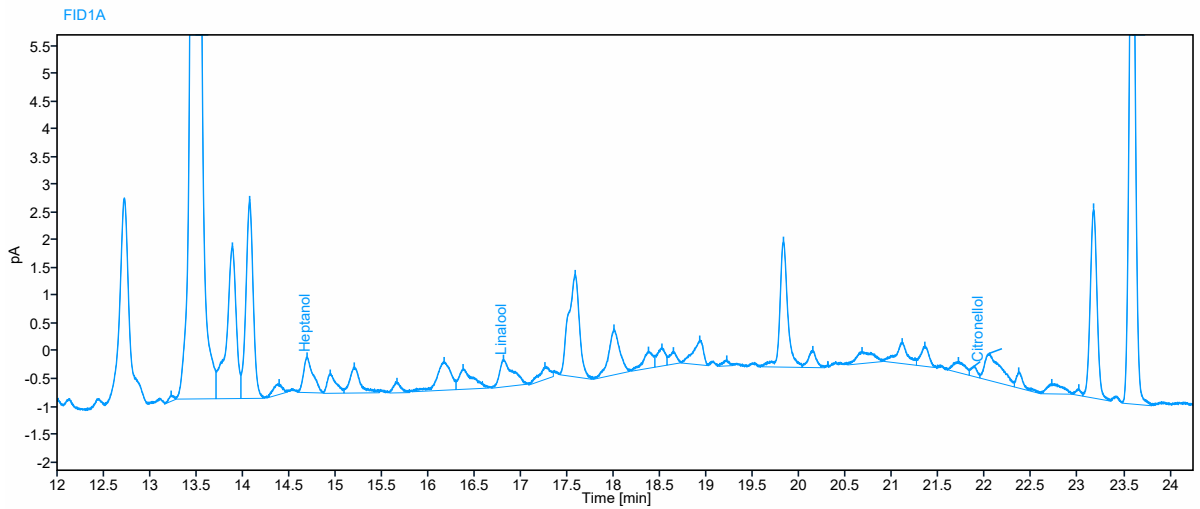
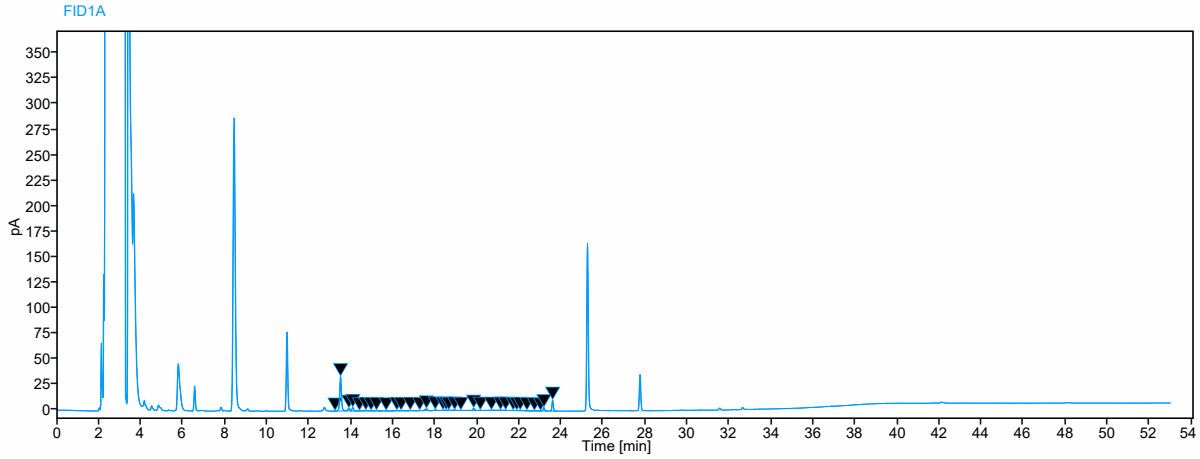
Sample Name Y C IST Trip 2022-05-12 03:43:48+02:00



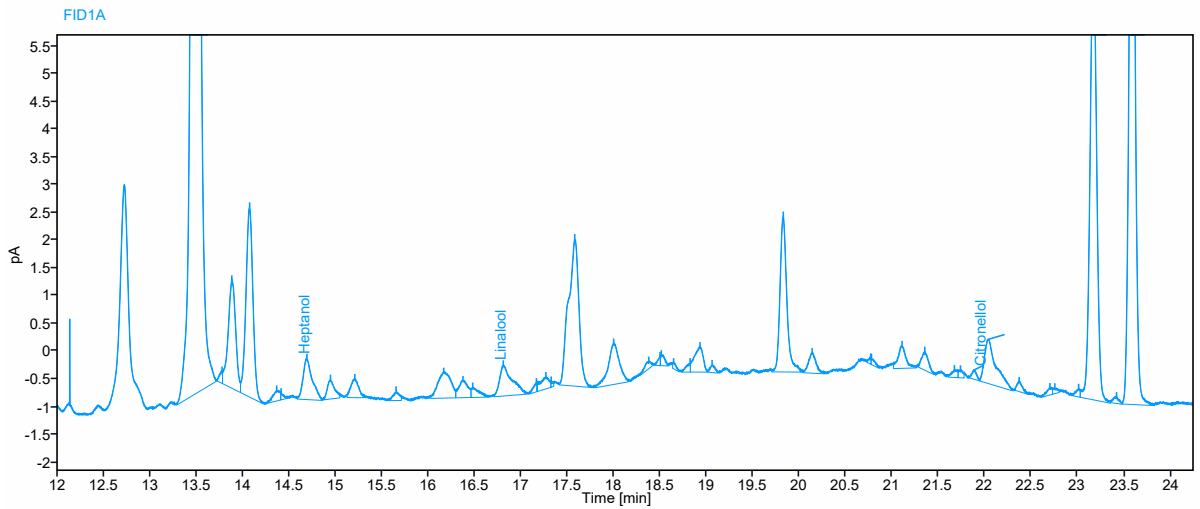
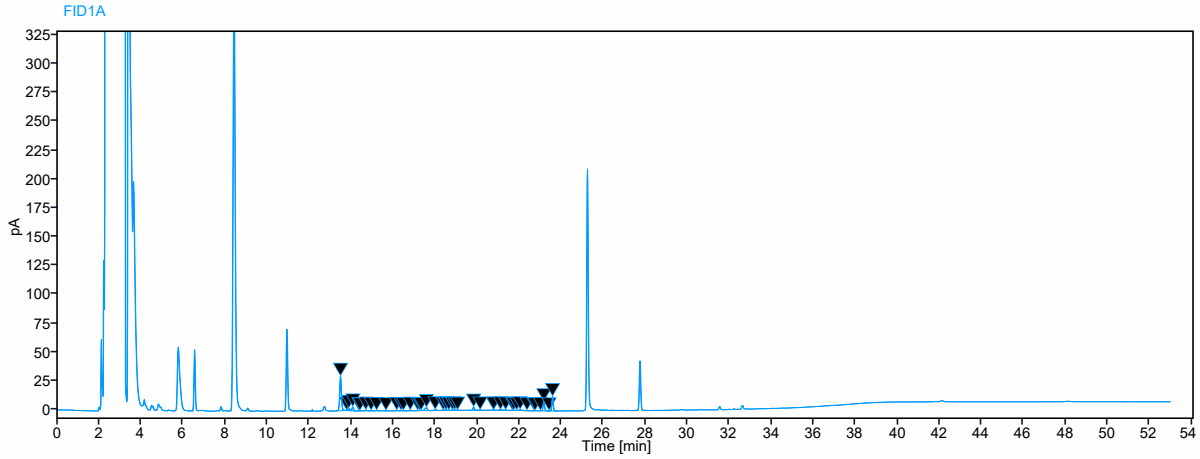
Sample Name Y 1 IST Dup 2022-05-12 04:39:11+02:00



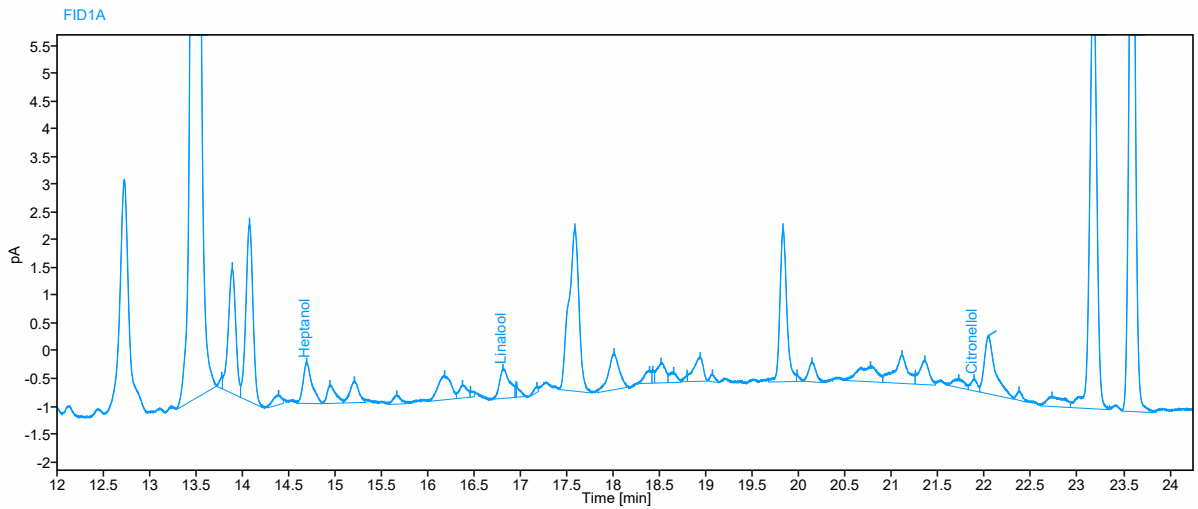
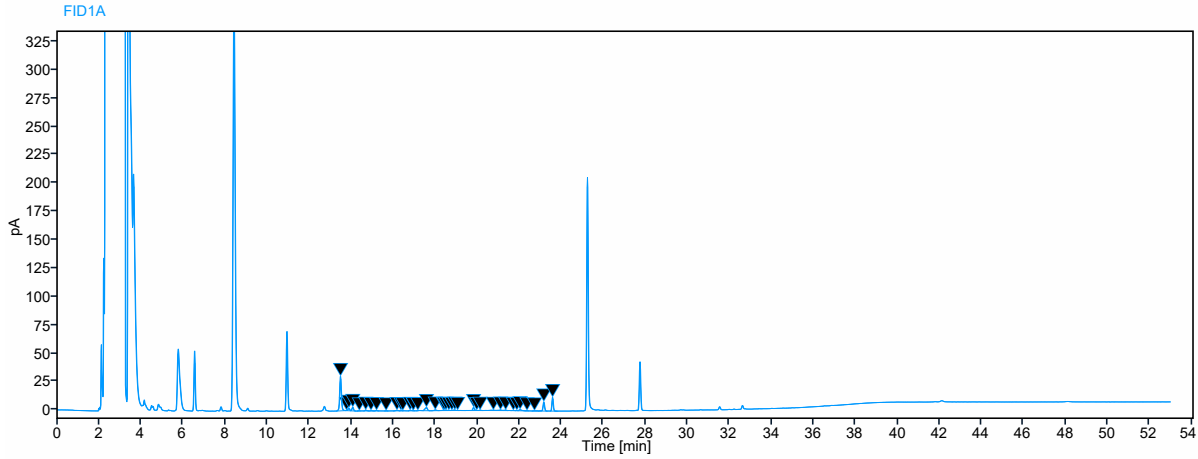
Sample Name Y 1 IST Trip 2022-05-12 05:34:28+02:00



Sample Name Y 1+2 IST Dup 2022-05-12 06:29:50+02:00



Sample Name Y 1+2 IST Trip 2022-05-12 07:25:06+02:00





Name	Peak Noise	RT [min]	Area	Concentration	Peak Signal To Noise	Sample Name
4MMP	0.5977	13.132	11.9004	1033453.3878	7.631 34	Kal A 2022-04-29 16:35:44+02:00
Heptanol	0.0775	14.690	23.5663	1001735.4376	99.14 400	Kal A 2022-04-29 16:35:44+02:00
Linalool	0.0853	16.813	19.3996	1006318.0564	89.18 688	Kal A 2022-04-29 16:35:44+02:00
3MHA	0.0988	21.030	12.8482	1063797.0348	48.99 108	Kal A 2022-04-29 16:35:44+02:00
Citronellol	0.0716	21.891	20.8690	1007156.0025	112.7 1388	Kal A 2022-04-29 16:35:44+02:00
Geraniol	0.0928	23.630	9.9213	998554.3331	40.55 133	Kal A 2022-04-29 16:35:44+02:00



Name	Peak Noise	RT [min]	Area	Concentration	Peak Signal To Noise	Sample Name
4MMP	0.5992	13.134	5.1369	432541.9069	3.394 87	Kal B 2022-04-29 17:31:02+02:00
Heptanol	0.0775	14.694	11.7267	484697.6492	47.82 228	Kal B 2022-04-29 17:31:02+02:00
Linalool	0.0854	16.814	9.5017	484972.5970	44.25 362	Kal B 2022-04-29 17:31:02+02:00
3MHA	0.0987	21.033	4.1500	363012.5585	18.22 413	Kal B 2022-04-29 17:31:02+02:00
Citronellol	0.0716	21.891	10.0167	481462.9988	55.06 058	Kal B 2022-04-29 17:31:02+02:00
Geraniol	0.0921	23.634	5.0357	489764.4715	20.57 248	Kal B 2022-04-29 17:31:02+02:00



Name	Peak Noise	RT [min]	Area	Concentration	Peak Signal To Noise	Sample Name
4MMP	0.5977	13.122	2.7367	219290.2076	1.821 33	Kal C 2022-04-29 18:26:19+02:00
Heptanol	0.0771	14.695	6.6252	261916.4749	25.57 367	Kal C 2022-04-29 18:26:19+02:00
Linalool	0.0847	16.812	4.8448	239679.1811	21.13 699	Kal C 2022-04-29 18:26:19+02:00
3MHA	0.0988	21.033	2.8207	255913.9800	10.61 052	Kal C 2022-04-29 18:26:19+02:00
Citronellol	0.0718	21.890	5.2942	252705.3423	28.48 312	Kal C 2022-04-29 18:26:19+02:00
Geraniol	0.0925	23.626	2.8184	258855.9197	11.45 939	Kal C 2022-04-29 18:26:19+02:00



Name	Peak Noise	RT [min]	Area	Concentration	Peak Signal To Noise	Sample Name
4MMP	0.6037	13.124	2.1108	163685.7325	1.303 71	Kal D 2022-04-29 19:21:37+02:00
Heptanol	0.0768	14.701	3.9005	142929.8642	14.20 171	Kal D 2022-04-29 19:21:37+02:00
Linalool	0.0865	16.813	3.1588	150877.2623	12.33 598	Kal D 2022-04-29 19:21:37+02:00
3MHA	0.0988	21.036	1.3556	137873.6596	5.560 32	Kal D 2022-04-29 19:21:37+02:00
Citronellol	0.0714	21.887	2.8757	135552.3409	15.35 816	Kal D 2022-04-29 19:21:37+02:00
Geraniol	0.0922	23.622	1.8414	157111.2711	7.476 85	Kal D 2022-04-29 19:21:37+02:00



Name	Peak Noise	RT [min]	Area	Concentration	Peak Signal To Noise	Sample Name
4MMP	0.6046	13.110	1.5333	112378.2442	0.959 54	Kal E 2022-04-29 20:16:54+02:00
Heptanol	0.5815	14.698	2.3135	73626.1770	1.005 70	Kal E 2022-04-29 20:16:54+02:00
Linalool	0.0864	16.811	1.6454	71159.0731	5.543 30	Kal E 2022-04-29 20:16:54+02:00
3MHA	0.0988	21.031	0.7396	88243.7355	2.857 70	Kal E 2022-04-29 20:16:54+02:00
Citronellol	0.0714	21.879	1.4063	64373.9183	7.735 77	Kal E 2022-04-29 20:16:54+02:00
Geraniol	0.0924	23.618	0.9845	67868.6775	4.007 40	Kal E 2022-04-29 20:16:54+02:00



Name	Peak Noise	RT [min]	Area	Concentration	Peak Signal To Noise	Sample Name
Heptanol	0.0774	14.690	7.2475	289094.3327	28.92 890	Kal 1 2022-04-29 21:12:13+02:00
Linalool	0.0851	16.808	5.3437	265960.8273	24.21 945	Kal 1 2022-04-29 21:12:13+02:00
Citronellol	0.0714	21.886	5.8553	279882.2417	30.17 069	Kal 1 2022-04-29 21:12:13+02:00
Geraniol	0.0929	23.630	2.5228	228070.7394	10.48 607	Kal 1 2022-04-29 21:12:13+02:00



Name	Peak Noise	RT [min]	Area	Concentration	Peak Signal To Noise	Sample Name
4MMP	0.5432	13.108	0.2571	-1008.7039	0.38599	Kal 2 2022-04-29 22:07:30+02:00
Heptanol	0.5780	14.693	2.7148	91151.6746	1.33163	Kal 2 2022-04-29 22:07:30+02:00
Linalool	0.0849	16.806	1.6265	70164.7590	7.14328	Kal 2 2022-04-29 22:07:30+02:00
Citronellol	0.0712	21.890	1.7575	81384.4839	9.16836	Kal 2 2022-04-29 22:07:30+02:00
Geraniol	0.0921	23.634	0.9458	63840.9489	3.72669	Kal 2 2022-04-29 22:07:30+02:00

Single Injection Report



Agilent Technologies

Name	Peak Noise	RT [min]	Area	Concentration	Peak Signal To Noise	Sample Name
Linalool	0.0869	16.811	0.7710	25105.5617	3.064 15	Kal 3 2022-04-29 23:02:44+02:00
Citronellol	0.0714	21.898	0.8240	36162.5889	3.978 54	Kal 3 2022-04-29 23:02:44+02:00



Name	Peak Noise	RT [min]	Area	Concentration	Peak Signal To Noise	Sample Name
------	---------------	----------	------	---------------	-------------------------------	-------------



Name	Peak Noise	RT [min]	Area	Concentration	Peak Signal To Noise	Sample Name
------	------------	----------	------	---------------	----------------------	-------------

Single Injection Report



Agilent Technologies

Name	Peak Noise	RT [min]	Area	Concentration	Peak Signal To Noise	Sample Name
4MMP	0.6026	13.113	0.5639	26253.3880	0.39016	3MHA 2 2022-04-30 01:48:50+02:00
3MHA	0.0987	21.027	193.9191	15652126.7386	767.37428	3MHA 2 2022-04-30 01:48:50+02:00



Name	Peak Noise	RT [min]	Area	Concentration	Peak Signal To Noise	Sample Name
4MMP	0.6010	13.130	149.8919	13293403.2199	101.46632	4MMP 2 2022-04-30 02:44:07+02:00
Geraniol	0.0919	23.617	0.7594	44428.6719	3.09553	4MMP 2 2022-04-30 02:44:07+02:00

Single Injection Report



Agilent Technologies

Name	Peak Noise	RT [min]	Area	Concentration	Peak Signal To Noise	Sample Name
4MMP	0.6016	13.114	0.5789	27584.3186	0.45379	2M3B 2 2022-04-30 03:39:25+02:00



Name	Peak Noise	RT [min]	Area	Concentration	Peak Signal To Noise	Sample Name
4MMP	0.5354	13.116	0.3139	4043.1836	0.48487	Lin 2 2022-04-30 04:34:43+02:00
Heptanol	0.0751	14.720	0.7720	6309.7350	5.93305	Lin 2 2022-04-30 04:34:43+02:00
Linalool	0.0859	16.826	5137.3244	270580036.4351	25050.50835	Lin 2 2022-04-30 04:34:43+02:00
Citronellol	0.0588	21.873	0.1121	1678.2580	3.95510	Lin 2 2022-04-30 04:34:43+02:00
Geraniol	0.0921	23.626	31.9129	3288771.5046	135.74217	Lin 2 2022-04-30 04:34:43+02:00



Name	Peak Noise	RT [min]	Area	Concentration	Peak Signal To Noise	Sample Name
Linalool	0.0857	16.810	195.5079	10282376.9771	944.52294	Ger 2 2022-04-30 05:30:00+02:00
Geraniol	0.0924	23.634	3521.1610	366660935.1325	15114.21592	Ger 2 2022-04-30 05:30:00+02:00

Name	Peak Noise	RT [min]	Area	Concentration	Peak Signal To Noise	Sample Name
4MMP	0.6034	13.122	0.8011	47322.7029	0.54061	Cit 2 2022-04-30 06:25:17+02:00
Linalool	0.0865	16.808	3.5757	172833.2091	13.67641	Cit 2 2022-04-30 06:25:17+02:00
Citronellol	0.0715	21.905	6195.8236	300126081.5451	32907.02606	Cit 2 2022-04-30 06:25:17+02:00
Geraniol	0.0922	23.627	20.9113	2143061.2149	90.67038	Cit 2 2022-04-30 06:25:17+02:00

Single Injection Report



Agilent Technologies

Name	Peak Noise	RT [min]	Area	Concentration	Peak Signal To Noise	Sample Name
Heptanol	0.0753	14.701	5722.0325	249853590.4667	28990.88829	Hep 2 2022-04-30 07:20:37+02:00
Citronellol	0.0714	21.885	4.8933	233284.8406	25.93851	Hep 2 2022-04-30 07:20:37+02:00
Geraniol	0.0922	23.604	1.4206	113290.6836	5.88789	Hep 2 2022-04-30 07:20:37+02:00



Name	Peak Noise	RT [min]	Area	Concentration	Peak Signal To Noise	Sample Name
4MMP	0.6140	13.141	1.2818	90030.2902	0.83123	3MHA 3 2022-04-30 08:15:50+02:00
Heptanol	0.0773	14.702	4.6532	175799.1451	23.83199	3MHA 3 2022-04-30 08:15:50+02:00
Citronellol	0.0723	21.894	1.3311	60730.9270	6.59409	3MHA 3 2022-04-30 08:15:50+02:00



Name	Peak Noise	RT [min]	Area	Concentration	Peak Signal To Noise	Sample Name
4MMP	0.6028	13.133	1.6614	123755.1833	1.14555	4MMP 3 2022-04-30 09:11:11+02:00
Citronellol	0.0718	21.892	0.7311	31662.3385	4.01602	4MMP 3 2022-04-30 09:11:11+02:00

Single Injection Report



Agilent Technologies

Name	Peak Noise	RT [min]	Area	Concentration	Peak Signal To Noise	Sample Name
4MMP	0.6078	13.136	1.6204	120112.3100	0.96659	2M3B 3 2022-04-30 10:06:29+02:00
Citronellol	0.0716	21.920	0.5211	21491.4002	3.01214	2M3B 3 2022-04-30 10:06:29+02:00



Name	Peak Noise	RT [min]	Area	Concentration	Peak Signal To Noise	Sample Name
4MMP	0.6055	13.133	1.7151	128533.5998	0.999 21	Lin 3 2022-04-30 11:01:47+02:00
Linalool	0.0861	16.808	101.5794	5334928.6771	493.6 0663	Lin 3 2022-04-30 11:01:47+02:00
Citronellol	0.0713	21.912	0.7475	32458.9224	3.566 11	Lin 3 2022-04-30 11:01:47+02:00
Geraniol	0.0919	23.606	1.6611	138331.3063	6.648 37	Lin 3 2022-04-30 11:01:47+02:00



Name	Peak Noise	RT [min]	Area	Concentration	Peak Signal To Noise	Sample Name
4MMP	0.6084	13.140	0.5299	23231.0210	0.40538	Ger 3 2022-04-30 11:57:01+02:00
Linalool	0.0865	16.811	4.9903	247344.3238	18.86521	Ger 3 2022-04-30 11:57:01+02:00
Citronellol	0.0585	21.904	0.3174	11625.9629	3.55597	Ger 3 2022-04-30 11:57:01+02:00
Geraniol	0.0921	23.627	49.5217	5122561.1665	209.07444	Ger 3 2022-04-30 11:57:01+02:00

Single Injection Report



Agilent Technologies

Name	Peak Noise	RT [min]	Area	Concentration	Peak Signal To Noise	Sample Name
4MMP	0.6045	13.139	1.5696	115598.3624	1.08138	Cit 3 2022-04-30 12:52:31+02:00
Citronellol	0.0716	21.888	109.2830	5289990.2847	580.21608	Cit 3 2022-04-30 12:52:31+02:00
Geraniol	0.0918	23.606	1.3719	108219.1971	5.32774	Cit 3 2022-04-30 12:52:31+02:00



Name	Peak Noise	RT [min]	Area	Concentration	Peak Signal To Noise	Sample Name
4MMP	0.6071	13.129	1.6291	120884.8505	0.947 17	Hep 3 2022-04-30 13:47:47+02:00
Heptanol	0.0775	14.688	114.8967	4990127.9292	538.8 0110	Hep 3 2022-04-30 13:47:47+02:00
Citronellol	0.0713	21.914	0.8880	39265.6955	4.075 21	Hep 3 2022-04-30 13:47:47+02:00
Geraniol	0.0913	23.589	1.0411	73766.3317	4.752 85	Hep 3 2022-04-30 13:47:47+02:00

Name	Peak Noise	RT [min]	Area	Concentration	Peak Signal To Noise	Sample Name
4MMP	0.6035	13.118	0.5088	21359.3280	0.40741	X C IST 2022-04-30 14:43:04+02:00
Heptanol	0.0772	14.689	4.3176	161142.5870	22.20220	X C IST 2022-04-30 14:43:04+02:00
Linalool	0.0882	16.807	3.0368	144451.4932	10.13882	X C IST 2022-04-30 14:43:04+02:00
Citronellol	0.0691	21.889	0.3810	14705.7622	3.20392	X C IST 2022-04-30 14:43:04+02:00

Single Injection Report



Agilent Technologies

Name	Peak Noise	RT [min]	Area	Concentration	Peak Signal To Noise	Sample Name
Heptanol	0.0775	14.686	5.6607	219795.7396	29.51232	X 1 IST 2022-04-30 15:38:22+02:00
Linalool	0.0943	16.806	3.3717	162090.1589	8.96246	X 1 IST 2022-04-30 15:38:22+02:00



Name	Peak Noise	RT [min]	Area	Concentration	Peak Signal To Noise	Sample Name
Heptanol	0.0767	14.694	3.8079	138885.8480	18.76067	X 1+2 IST 2022-04-30 16:33:41+02:00
Linalool	0.0864	16.809	2.1458	97519.0647	8.42613	X 1+2 IST 2022-04-30 16:33:41+02:00

Name	Peak Noise	RT [min]	Area	Concentration	Peak Signal To Noise	Sample Name
Heptanol	0.0775	14.690	3.7460	136183.8199	19.22 863	Y C IST 2022-04-30 17:28:55+02:00
Linalool	0.0876	16.812	3.0283	144000.7431	10.64 518	Y C IST 2022-04-30 17:28:55+02:00
Citronellol	0.0585	21.890	0.3296	12215.0219	4.818 60	Y C IST 2022-04-30 17:28:55+02:00



Name	Peak Noise	RT [min]	Area	Concentration	Peak Signal To Noise	Sample Name
4MMP	0.3498	13.114	0.2787	907.7427	0.739 33	Y 1 IST 2022-04-30 18:24:12+02:00
Heptanol	0.0774	14.693	2.6048	86345.6848	13.40 768	Y 1 IST 2022-04-30 18:24:12+02:00
Linalool	0.0867	16.804	2.5502	118818.0524	10.32 796	Y 1 IST 2022-04-30 18:24:12+02:00
Citronellol	0.0718	21.882	0.6873	29540.9236	5.030 48	Y 1 IST 2022-04-30 18:24:12+02:00

Name	Peak Noise	RT [min]	Area	Concentration	Peak Signal To Noise	Sample Name
Heptanol	0.0775	14.687	3.6177	130580.8365	18.33 921	Y 1+2 IST 2022-04-30 19:19:28+02:00
Linalool	0.0939	16.807	3.0320	144199.1789	8.901 58	Y 1+2 IST 2022-04-30 19:19:28+02:00
Citronellol	0.0583	21.886	0.3839	14843.6754	4.347 36	Y 1+2 IST 2022-04-30 19:19:28+02:00



Name	Peak Noise	RT [min]	Area	Concentration	Peak Signal To Noise	Sample Name
Linalool	0.0946	16.796	5.4330	270663.6634	16.96 603	Analys liq ext 2022-04-30 20:14:49+02:00
3MHA	0.0993	21.010	1.6625	162604.8047	5.299 50	Analys liq ext 2022-04-30 20:14:49+02:00
Geraniol	0.0982	23.630	4.4113	424741.1335	11.24 677	Analys liq ext 2022-04-30 20:14:49+02:00

Single Injection Report



Agilent Technologies

Name	Peak Noise	RT [min]	Area	Concentration	Peak Signal To Noise	Sample Name
3MHA	0.0989	20.999	1.3415	136739.4631	5.271 23	X C 2022-04-30 21:10:03+02:00



Name	Peak Noise	RT [min]	Area	Concentration	Peak Signal To Noise	Sample Name
Linalool	0.0937	16.815	3.7083	179821.1111	12.32320	X 1 2022-04-30 22:05:24+02:00
3MHA	0.0987	21.014	0.9498	105178.2428	4.24908	X 1 2022-04-30 22:05:24+02:00



Name	Peak Noise	RT [min]	Area	Concentration	Peak Signal To Noise	Sample Name
Linalool	0.0942	16.808	3.9270	191340.0756	13.62 X 505	1+2 2022-04-30 23:00:39+02:00
3MHA	0.1010	21.000	0.1968	44513.1194	2.299 X 96	1+2 2022-04-30 23:00:39+02:00



Name	Peak Noise	RT [min]	Area	Concentration	Peak Signal To Noise	Sample Name
Linalool	0.0940	16.809	4.3923	215849.1185	14.00 482	Y C 2022-04-30 23:55:59+02:00
3MHA	0.0987	21.007	0.7365	87996.4765	2.371 85	Y C 2022-04-30 23:55:59+02:00
Citronellol	0.0720	21.878	0.6416	27328.2728	5.478 20	Y C 2022-04-30 23:55:59+02:00



Name	Peak Noise	RT [min]	Area	Concentration	Peak Signal To Noise	Sample Name
Linalool	0.0875	16.801	3.8526	187422.0030	15.81990	Y 1 2022-05-01 00:51:13+02:00
3MHA	0.0641	21.023	0.1289	39041.7150	3.35905	Y 1 2022-05-01 00:51:13+02:00



Name	Peak Noise	RT [min]	Area	Concentration	Peak Signal To Noise	Sample Name
Linalool	0.0874	16.809	4.3727	214816.1434	17.50 347	Y 1+2 2022-05-01 01:46:47+02:00
3MHA	0.0991	21.009	2.0320	192374.6028	6.013 39	Y 1+2 2022-05-01 01:46:47+02:00
Citronellol	0.0688	21.886	0.3173	11620.5599	3.543 15	Y 1+2 2022-05-01 01:46:47+02:00

Single Injection Report



Agilent Technologies

Name	Peak Noise	RT [min]	Area	Concentration	Peak Signal To Noise	Sample Name
3MHA	0.0987	21.009	0.6510	81105.0348	2.673 54	Analys SPE 2022-05-01 02:42:03+02:00

Single Injection Report



Agilent Technologies

Name	Peak Noise	RT [min]	Area	Concentration	Peak Signal To Noise	Sample Name
3MHA	0.0987	21.007	0.5437	72462.1735	2.54174	X SPE C 2022-05-01 03:37:23+02:00



Name	Peak Noise	RT [min]	Area	Concentration	Peak Signal To Noise	Sample Name
------	------------	----------	------	---------------	----------------------	-------------



Name	Peak Noise	RT [min]	Area	Concentration	Peak Signal To Noise	Sample Name
------	------------	----------	------	---------------	----------------------	-------------



Name	Peak Noise	RT [min]	Area	Concentration	Peak Signal To Noise	Sample Name
3MHA	0.0985	21.014	0.5460	72650.8604	2.47305	Y SPE C 2022-05-01 06:23:17+02:00

Single Injection Report



Agilent Technologies

Name	Peak Noise	RT [min]	Area	Concentration	Peak Signal To Noise	Sample Name
3MHA	0.0986	21.010	0.4003	60908.5109	2.14903	Y SPE 1 2022-05-01 07:18:35+02:00



Name	Peak Noise	RT [min]	Area	Concentration	Peak Signal To Noise	Sample Name
4MMP	0.6056	13.112	0.9497	60528.0213	0.76070	Y SPE 1+2 2022-05-01 08:13:50+02:00
3MHA	0.0987	21.001	0.6376	80032.0096	2.59960	Y SPE 1+2 2022-05-01 08:13:50+02:00

Single Injection Report



Agilent Technologies

Name	Peak Noise	RT [min]	Area	Concentration	Peak Signal To Noise	Sample Name
3MHA	0.0986	21.014	0.4660	66204.6512	2.50884	Hep Std 2022-05-01 09:09:10+02:00



Name	Peak Noise	RT [min]	Area	Concentration	Peak Signal To Noise	Sample Name
------	------------	----------	------	---------------	----------------------	-------------

Single Injection Report



Agilent Technologies

Name	Peak Noise	RT [min]	Area	Concentration	Peak Signal To Noise	Sample Name
Linalool	0.0980	16.813	5.2664	261887.8822	10.58300	X C Dup 2022-05-11 10:12:01+02:00
Citronellol	0.0761	21.876	0.4175	16475.1267	2.90623	X C Dup 2022-05-11 10:12:01+02:00

Single Injection Report



Agilent Technologies

Name	Peak Noise	RT [min]	Area	Concentration	Peak Signal To Noise	Sample Name
Linalool	0.0978	16.810	4.6092	227271.8462	11.06032	X C Trip 2022-05-11 11:07:20+02:00

Single Injection Report



Agilent Technologies

Name	Peak Noise	RT [min]	Area	Concentration	Peak Signal To Noise	Sample Name
Linalool	0.0981	16.817	4.9119	243214.9117	11.33 837	X 1 Dup 2022-05-11 12:02:43+02:00

Single Injection Report



Agilent Technologies

Name	Peak Noise	RT [min]	Area	Concentration	Peak Signal To Noise	Sample Name
Linalool	0.0997	16.814	2.5328	117900.0205	9.060 50	X 1 Trip 2022-05-11 12:58:00+02:00



Name	Peak Noise	RT [min]	Area	Concentration	Peak Signal To Noise	Sample Name
Linalool	0.0982	16.810	5.0359	249747.1100	11.26805	X 1+2 Dup 2022-05-11 13:53:21+02:00

Single Injection Report



Agilent Technologies

Name	Peak Noise	RT [min]	Area	Concentration	Peak Signal To Noise	Sample Name
Linalool	0.0981	16.812	5.5129	274870.6847	11.04836	X 1+2 Trip 2022-05-11 14:48:38+02:00



Name	Peak Noise	RT [min]	Area	Concentration	Peak Signal To Noise	Sample Name
Linalool	0.0993	16.814	3.6863	178657.7706	11.68739	Y C Dup 2022-05-11 15:44:00+02:00
Citronellol	0.0765	21.880	0.9064	40154.3836	5.22963	Y C Dup 2022-05-11 15:44:00+02:00



Name	Peak Noise	RT [min]	Area	Concentration	Peak Signal To Noise	Sample Name
Linalool	0.0991	16.807	3.6568	177107.0164	11.55 211	Y C Trip 2022-05-11 16:39:19+02:00
Citronellol	0.0753	21.874	0.3817	14737.5065	3.272 28	Y C Trip 2022-05-11 16:39:19+02:00



Name	Peak Noise	RT [min]	Area	Concentration	Peak Signal To Noise	Sample Name
Linalool	0.0977	16.820	5.9472	297749.8753	11.79 309	Y 1 Dup 2022-05-11 17:34:44+02:00
Citronellol	0.0785	21.880	2.2241	103987.0694	10.66 125	Y 1 Dup 2022-05-11 17:34:44+02:00



Name	Peak Noise	RT [min]	Area	Concentration	Peak Signal To Noise	Sample Name
Linalool	0.0995	16.821	1.8882	83950.5158	7.26396	Y 1 Trip 2022-05-11 18:30:05+02:00
Citronellol	0.0754	21.881	0.5336	22099.3832	3.94189	Y 1 Trip 2022-05-11 18:30:05+02:00

Single Injection Report



Agilent Technologies

Name	Peak Noise	RT [min]	Area	Concentration	Peak Signal To Noise	Sample Name
Linalool	0.0997	16.809	3.4110	164162.0134	10.51951	Y 1+2 Dup 2022-05-11 19:25:29+02:00
Citronellol	0.0763	21.887	0.6863	29495.9222	4.60812	Y 1+2 Dup 2022-05-11 19:25:29+02:00



Name	Peak Noise	RT [min]	Area	Concentration	Peak Signal To Noise	Sample Name
Linalool	0.0985	16.810	4.4924	221118.0262	12.00740	Y 1+2 Trip 2022-05-11 20:20:49+02:00
Citronellol	0.0765	21.880	1.1482	51869.6956	6.05307	Y 1+2 Trip 2022-05-11 20:20:49+02:00



Name	Peak Noise	RT [min]	Area	Concentration	Peak Signal To Noise	Sample Name
Heptanol	0.0946	14.691	5.7166	222239.5872	18.78662	X C IST Dup 2022-05-11 21:16:13+02:00
Linalool	0.0995	16.806	2.0156	90658.8668	8.11696	X C IST Dup 2022-05-11 21:16:13+02:00



Name	Peak Noise	RT [min]	Area	Concentration	Peak Signal To Noise	Sample Name
Heptanol	0.0945	14.688	5.5351	214312.5342	18.05 373	X C IST Trip 2022-05-11 22:11:29+02:00
Linalool	0.0990	16.812	3.9816	194216.7996	10.18 417	X C IST Trip 2022-05-11 22:11:29+02:00
Citronellol	0.0755	21.879	0.3886	15075.0689	3.121 18	X C IST Trip 2022-05-11 22:11:29+02:00



Name	Peak Noise	RT [min]	Area	Concentration	Peak Signal To Noise	Sample Name
Heptanol	0.0948	14.690	7.9670	320511.1810	28.42 503	X 1 IST Dup 2022-05-11 23:07:05+02:00
Linalool	0.0996	16.815	4.7847	236516.5799	10.60 994	X 1 IST Dup 2022-05-11 23:07:05+02:00



Name	Peak Noise	RT [min]	Area	Concentration	Peak Signal To Noise	Sample Name
Heptanol	0.0946	14.691	8.2508	332904.8666	27.79 496	X 1 IST Trip 2022-05-12 00:02:25+02:00
Linalool	0.0994	16.808	5.4736	272802.0559	11.52 043	X 1 IST Trip 2022-05-12 00:02:25+02:00
Citronellol	0.0753	21.871	0.3829	14798.7404	2.806 42	X 1 IST Trip 2022-05-12 00:02:25+02:00



Name	Peak Noise	RT [min]	Area	Concentration	Peak Signal To Noise	Sample Name
Heptanol	0.0947	14.694	5.4612	211084.4115	18.19 814	X 1+2 IST Dup 2022-05-12 00:57:48+02:00
Linalool	0.0997	16.805	4.4621	219521.5685	10.87 702	X 1+2 IST Dup 2022-05-12 00:57:48+02:00
Citronellol	0.0763	21.878	0.4799	19496.6413	2.772 84	X 1+2 IST Dup 2022-05-12 00:57:48+02:00



Name	Peak Noise	RT [min]	Area	Concentration	Peak Signal To Noise	Sample Name
Heptanol	0.0946	14.693	5.4014	208473.4817	17.87315	X 1+2 IST Trip
Linalool	0.0997	16.810	3.1419	149983.3092	9.21845	X 1+2 IST Trip



Name	Peak Noise	RT [min]	Area	Concentration	Peak Signal To Noise	Sample Name
Heptanol	0.0946	14.693	5.3331	205491.5499	17.27 605	Y C IST Dup 2022-05-12 02:48:28+02:00
Linalool	0.0991	16.808	3.6616	177358.1153	11.38 987	Y C IST Dup 2022-05-12 02:48:28+02:00
3MHA	0.0772	21.027	0.4726	66731.0261	2.903 64	Y C IST Dup 2022-05-12 02:48:28+02:00
Citronellol	0.0669	21.895	0.6337	26946.5993	6.505 28	Y C IST Dup 2022-05-12 02:48:28+02:00



Name	Peak Noise	RT [min]	Area	Concentration	Peak Signal To Noise	Sample Name
Heptanol	0.0946	14.691	5.3818	207616.1174	17.33 199	Y C IST Trip 2022-05-12 03:43:48+02:00
Linalool	0.0991	16.810	5.4700	272614.8218	11.53 095	Y C IST Trip 2022-05-12 03:43:48+02:00
Citronellol	0.0761	21.886	0.9419	41877.0534	5.439 67	Y C IST Trip 2022-05-12 03:43:48+02:00



Name	Peak Noise	RT [min]	Area	Concentration	Peak Signal To Noise	Sample Name
Heptanol	0.0954	14.688	5.5949	216924.6956	16.32881	Y 1 IST Dup 2022-05-12 04:39:11+02:00
Linalool	0.0998	16.805	4.3454	213375.2547	13.46623	Y 1 IST Dup 2022-05-12 04:39:11+02:00
Citronellol	0.0657	21.887	0.2940	10491.8817	5.12466	Y 1 IST Dup 2022-05-12 04:39:11+02:00

Single Injection Report



Agilent Technologies

Name	Peak Noise	RT [min]	Area	Concentration	Peak Signal To Noise	Sample Name
Heptanol	0.0959	14.694	4.4957	168920.8269	13.32 182	Y 1 IST Trip 2022-05-12 05:34:28+02:00
Linalool	0.0984	16.810	4.8500	239953.8848	10.07 598	Y 1 IST Trip 2022-05-12 05:34:28+02:00
Citronellol	0.0763	21.879	0.8643	38118.7073	4.777 98	Y 1 IST Trip 2022-05-12 05:34:28+02:00



Name	Peak Noise	RT [min]	Area	Concentration	Peak Signal To Noise	Sample Name
Heptanol	0.0949	14.693	5.0552	193354.1643	15.59 951	Y 1+2 IST Dup 2022-05-12 06:29:50+02:00
Linalool	0.0990	16.808	5.1419	255331.1703	11.25 408	Y 1+2 IST Dup 2022-05-12 06:29:50+02:00
Citronellol	0.0753	21.876	0.5882	24741.4235	4.226 84	Y 1+2 IST Dup 2022-05-12 06:29:50+02:00



Name	Peak Noise	RT [min]	Area	Concentration	Peak Signal To Noise	Sample Name
Heptanol	0.0947	14.690	4.8499	184387.8436	15.56 668	Y 1+2 IST Trip 2022-05-12 07:25:06+02:00
Linalool	0.0991	16.805	4.0154	195992.5630	10.84 644	Y 1+2 IST Trip 2022-05-12 07:25:06+02:00
Citronellol	0.0761	21.881	1.0408	46667.8890	5.651 64	Y 1+2 IST Trip 2022-05-12 07:25:06+02:00