

# Appendix

Introduction.....	3
Start the session.....	3
Figure A.1. Reminders before the start of the session. ....	3
Figure A.2. General introduction to the session. ....	4
Figure A.3. Start of the intelligibility task. ....	4
Intelligibility task .....	5
Figure A.4. Intelligibility task: instructions. ....	5
Figure A.5. Intelligibility task: practice trial. ....	5
Figure A.6. Intelligibility task: teaching “confirmation” buttons. ....	6
Figure A.7. Intelligibility task: practice trial complete. ....	6
Figure A.8. Intelligibility task: example of experimental trial. ....	7
Figure A.9. Intelligibility task: confirmation of answer. ....	7
Figure A.10. Intelligibility task: end of task. ....	8
Verbal-guise task .....	9
Figure A.11. Verbal-guise task: instructions. ....	9
Figure A.12. Verbal-guise task: listening to stimuli I.....	9
Figure A.13. Verbal-guise task: question for practice trial. ....	10
Figure A.14. Verbal-guise task: confirmation of answer I.....	10
Figure A.15. Verbal-guise task: practice trial complete.....	11
Figure A.16. Verbal-guise task: listening to stimuli II. ....	11
Figure A.17. Verbal-guise task: start of experimental trials.....	12
Figure A.18. Verbal-guise task: listening to stimuli III. ....	12
Figure A.19. Verbal-guise task: example of experimental trial. ....	13
Figure A.20. Verbal-guise task: confirmation of answer II.....	13
Figure A.21. Verbal-guise task: end of task. ....	14
Categorization task.....	15
Figure A.22. Categorization task: instructions. ....	15
Figure A.23. Categorization task: practice trial. ....	15
Figure A.24. Categorization task: confirmation of groups I (practice)..	16
Figure A.25. Categorization task: confirmation of groups II (practice)..	16
Figure A.26. Categorization task: confirmation of answer I. ....	17
Figure A.27. Categorization task: practice trial complete. ....	17

Figure A.28. Categorization task: experimental trial.....	18
Figure A.29. Categorization task: confirmation of groups I.....	18
Figure A.30. Categorization task: confirmation of groups II. ....	19
Figure A.31. Categorization task: confirmation of answer II. ....	19
Figure A.32. Categorization task: end of task.....	20
End of session .....	21
Figure A.33. British Picture Vocabulary Scale.....	21
Figure A.34. End of the battery of tasks for the child.....	21

## Introduction

The present Appendix includes images of the experimental set-up from the developmental study in the doctoral dissertation:

*The development of accent stereotypes in late childhood: A tale of two English cities*, by Sergio Rojo, 2025.

Images of the cartoon person below (referred to as “the professor” to participants) were created with [Animaker](#) and licensed under [CC BY 4.0](#). All other pictures are marked with [CC0 1.0](#).

Copyright © 2025 Sergio González de la Higuera Rojo. Licensed under [CC BY 4.0](#). This CC license applies to the original material by the author. For material from other sources, other conditions may apply and require further permission from the respective copyright holder(s).

## Start the session

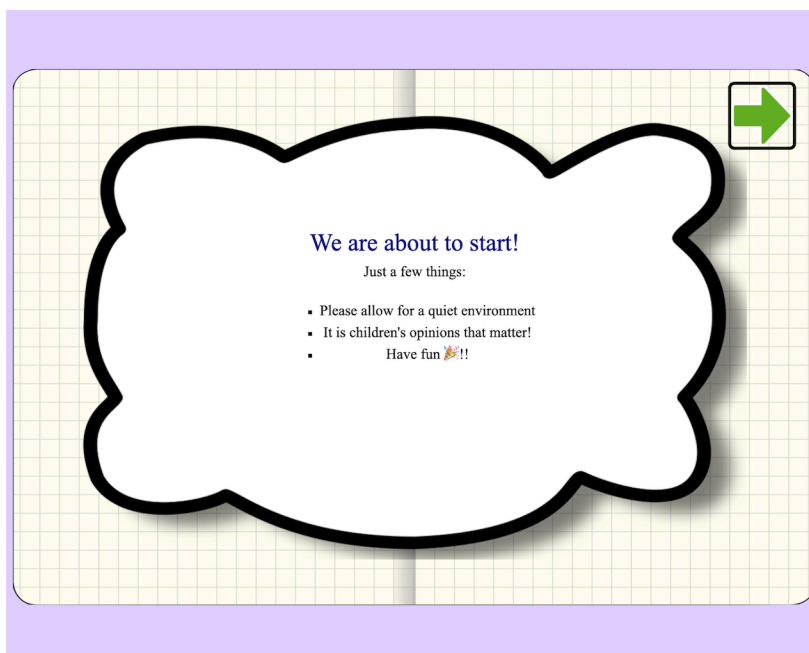


Figure A.1. Reminders before the start of the session.



Figure A.2. General introduction to the session.

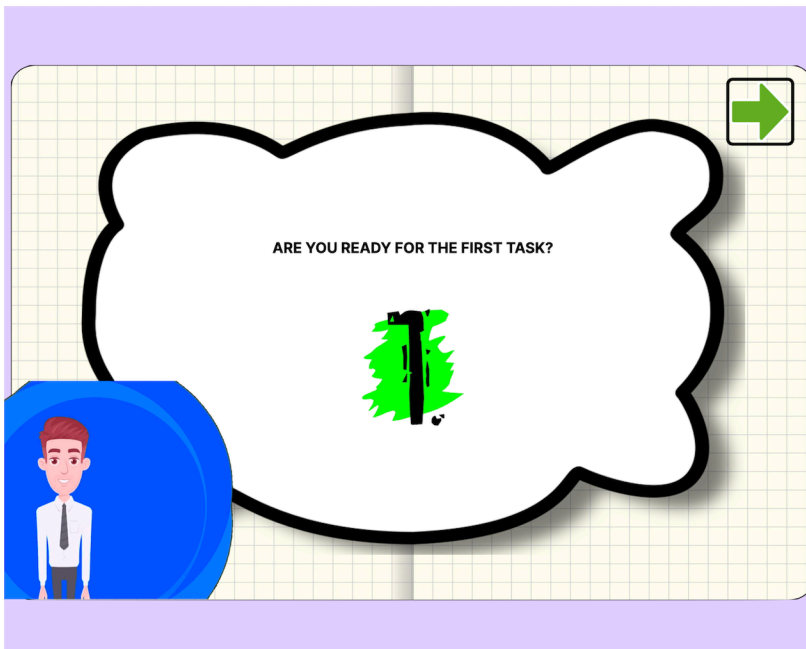


Figure A.3. Start of the intelligibility task.



## Intelligibility task

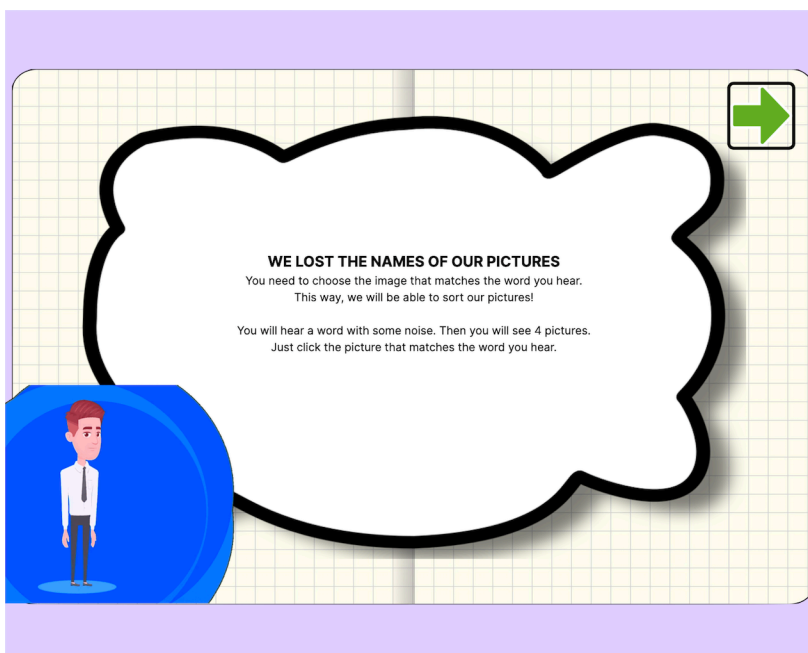


Figure A.4. Intelligibility task: instructions.




Figure A.5. Intelligibility task: practice trial.

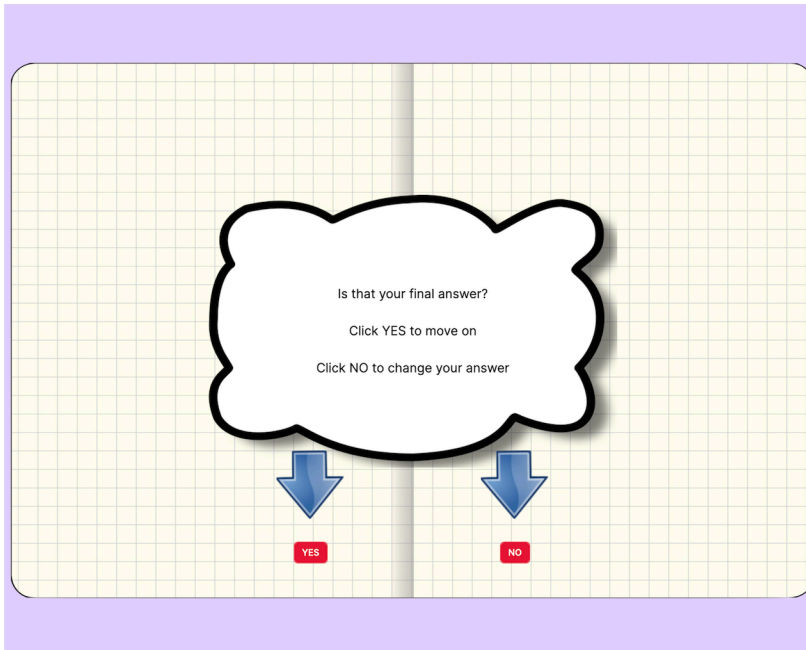


Figure A.6. Intelligibility task: teaching “confirmation” buttons.



Figure A.7. Intelligibility task: practice trial complete.

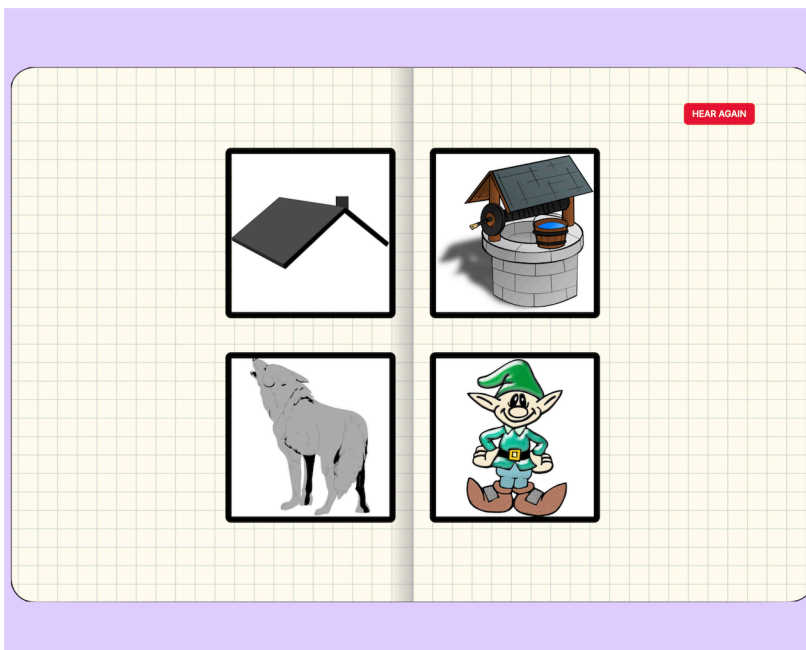


Figure A.8. Intelligibility task: example of experimental trial.

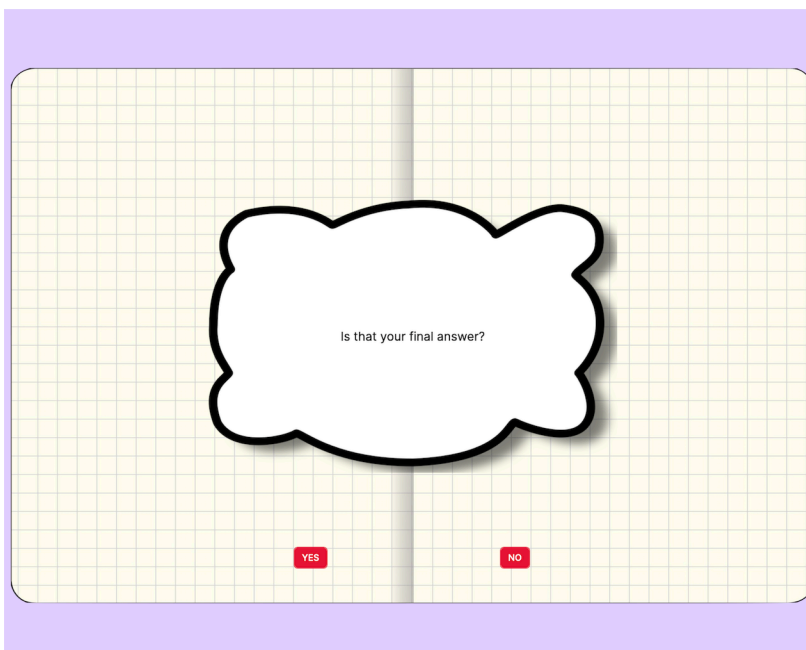


Figure A.9. Intelligibility task: confirmation of answer.



Figure A.10. Intelligibility task: end of task.

## Verbal-guise task



Figure A.11. Verbal-guise task: instructions.




Figure A.12. Verbal-guise task: listening to stimuli I.

How old do you think this person is?

Very old

Quite old

Not so old

Not old at all

HEAR AGAIN

The image shows a practice trial for a verbal-guise task. It features a question 'How old do you think this person is?' in blue text. Below the question are four response options: 'Very old', 'Quite old', 'Not so old', and 'Not old at all'. To the right of these options are four green triangular markers of decreasing size, corresponding to each option. A red button labeled 'HEAR AGAIN' is located in the top right corner. The background is a light purple grid.

Figure A.13. Verbal-guise task: question for practice trial.

Is that your final answer?

YES

NO

The image shows a confirmation screen for the verbal-guise task. It features a large, irregular white shape with a black outline, containing the question 'Is that your final answer?'. Below this shape are two red buttons labeled 'YES' and 'NO'. The background is a light purple grid.

Figure A.14. Verbal-guise task: confirmation of answer I.

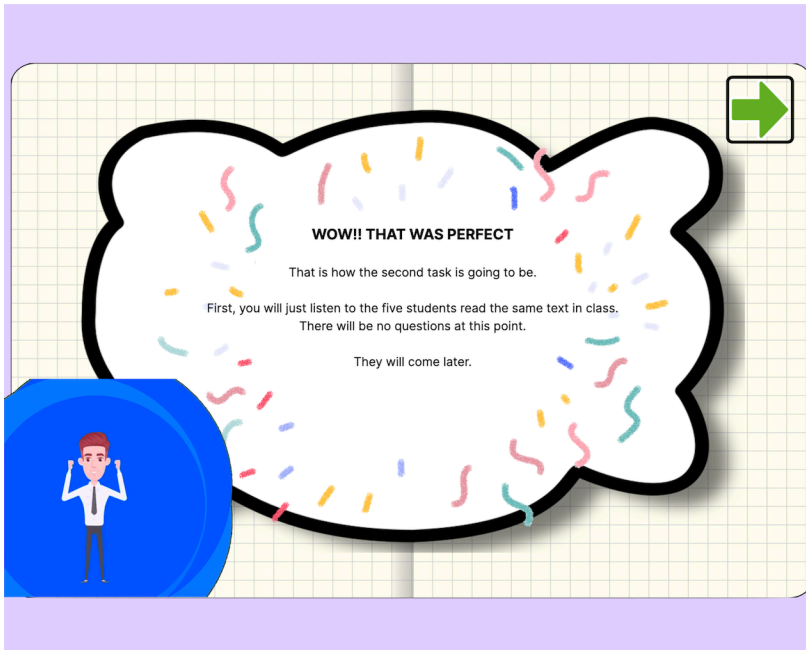


Figure A.15. Verbal-guise task: practice trial complete.




Figure A.16. Verbal-guise task: listening to stimuli II.

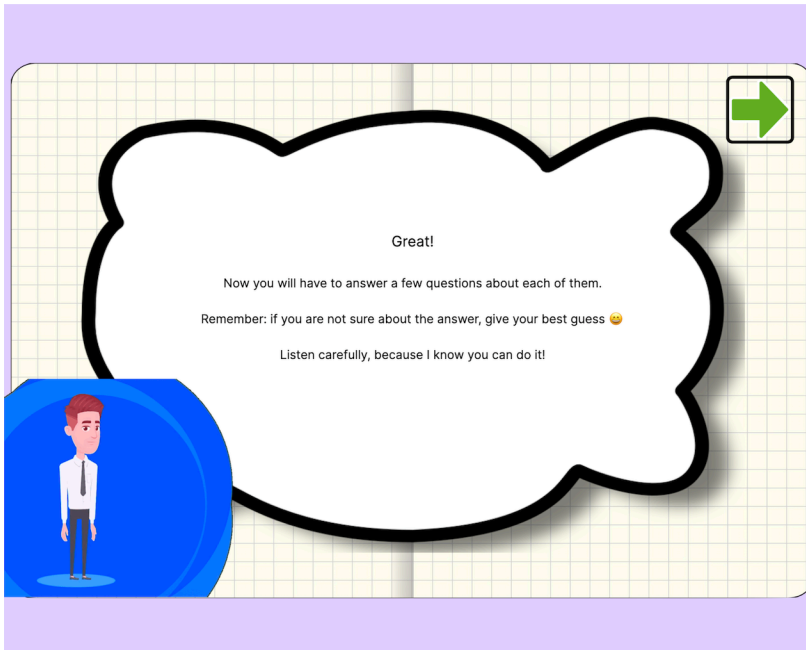


Figure A.17. Verbal-guise task: start of experimental trials.




Figure A.18. Verbal-guise task: listening to stimuli III.



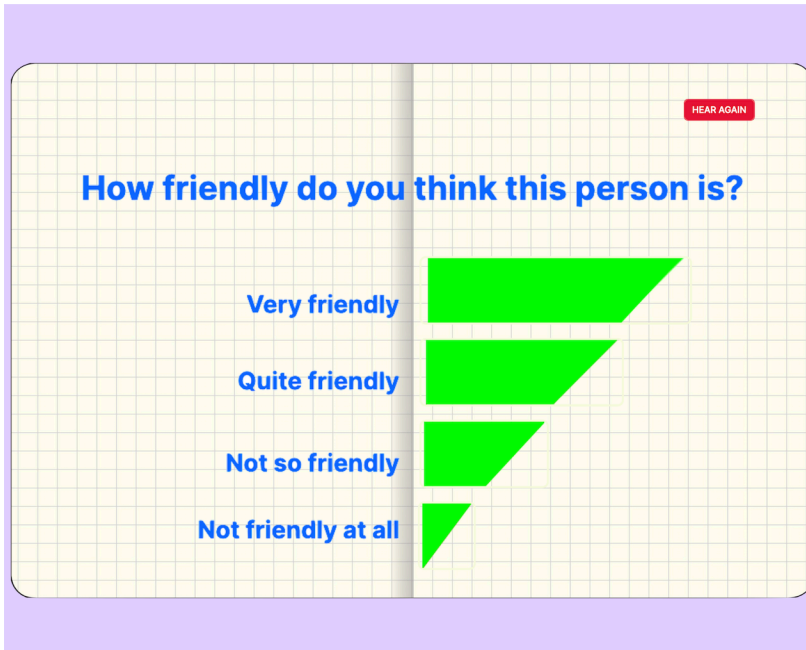


Figure A.19. Verbal-guise task: example of experimental trial.

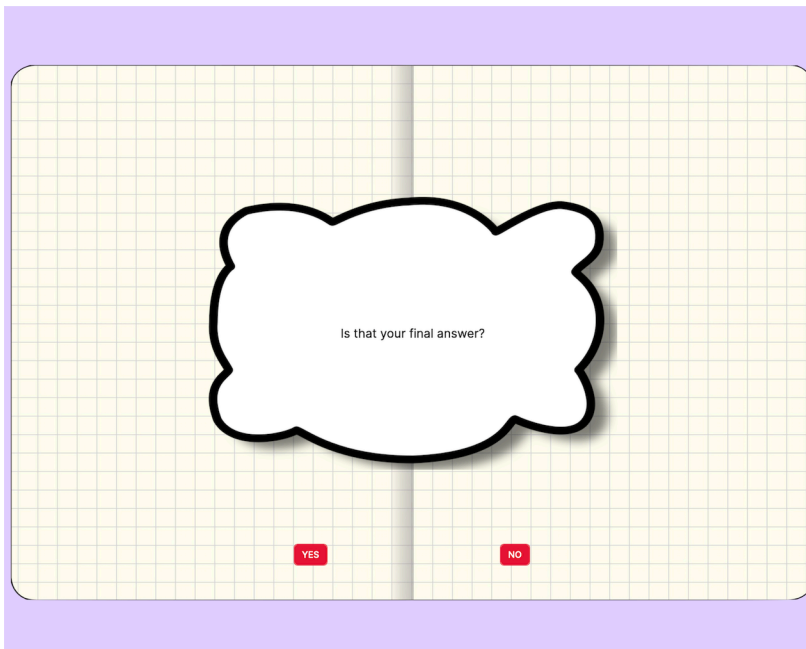


Figure A.20. Verbal-guise task: confirmation of answer II.

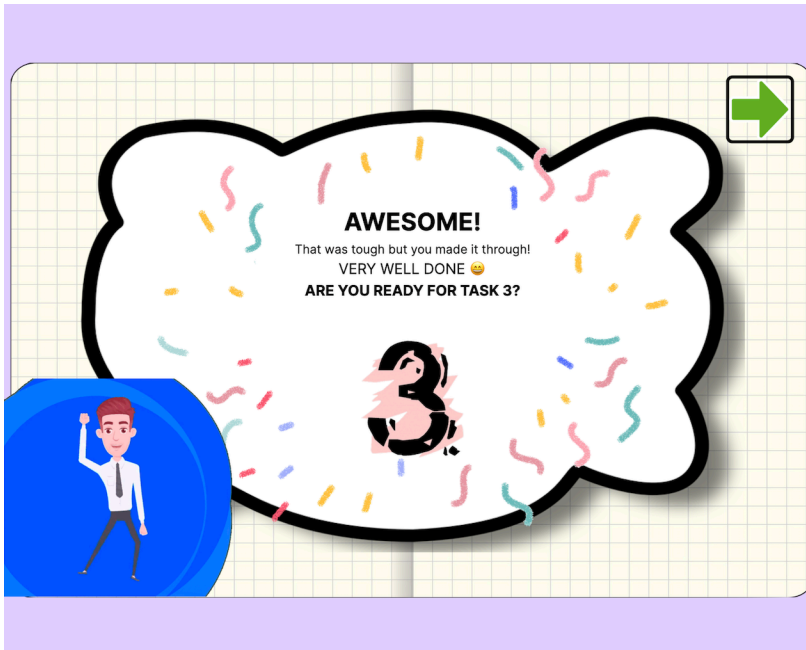


Figure A.21. Verbal-guise task: end of task.

Categorization task



Figure A.22. Categorization task: instructions.




Figure A.23. Categorization task: practice trial.

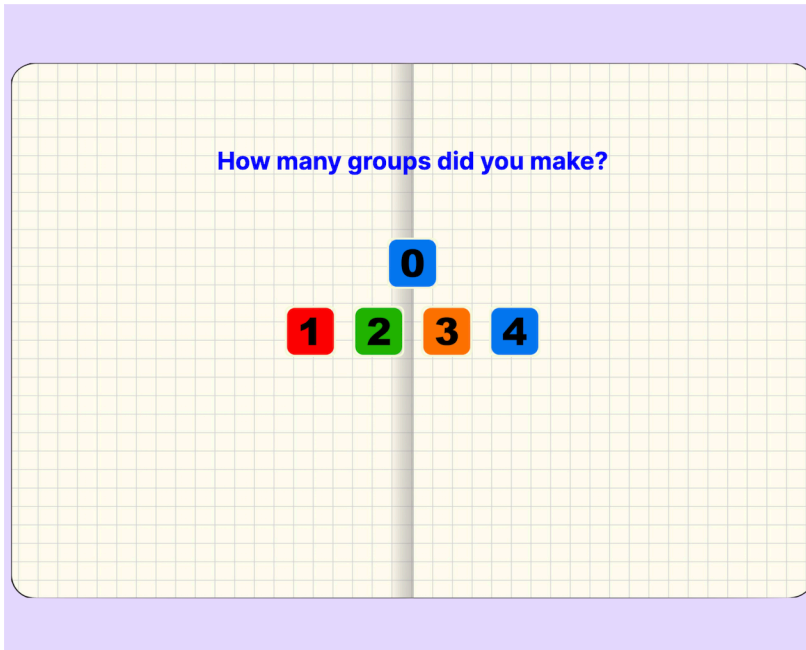


Figure A.24. Categorization task: confirmation of groups I (practice).




Figure A.25. Categorization task: confirmation of groups II (practice).

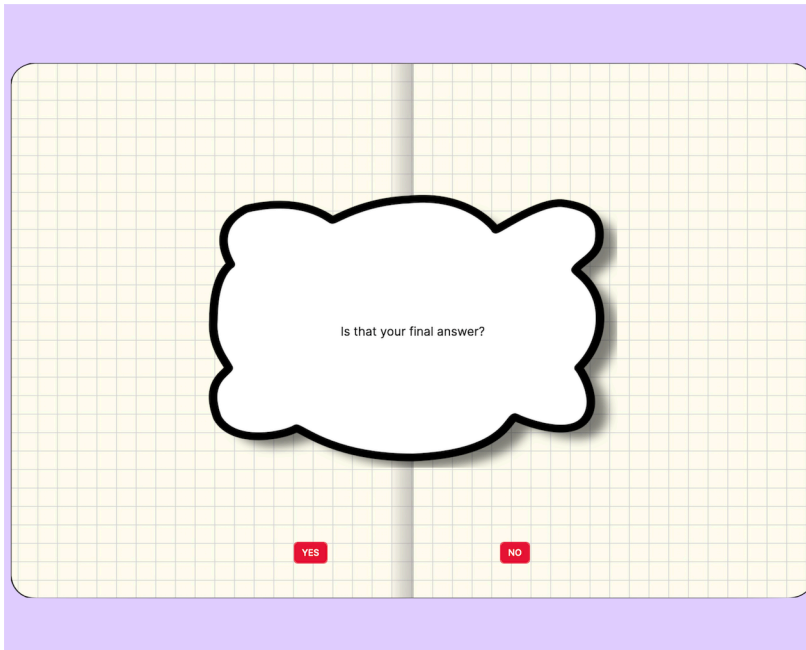


Figure A.26. Categorization task: confirmation of answer I.

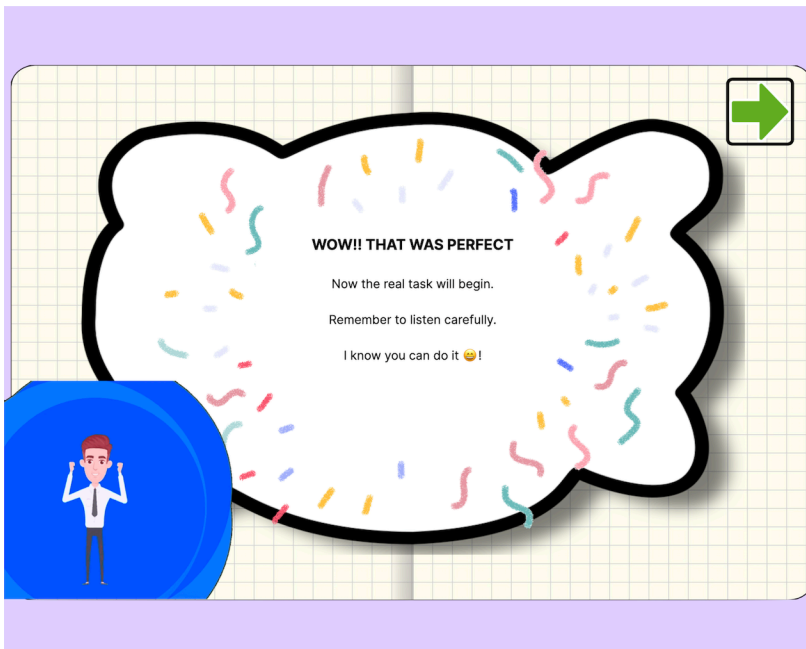


Figure A.27. Categorization task: practice trial complete.




Figure A.28. Categorization task: experimental trial.

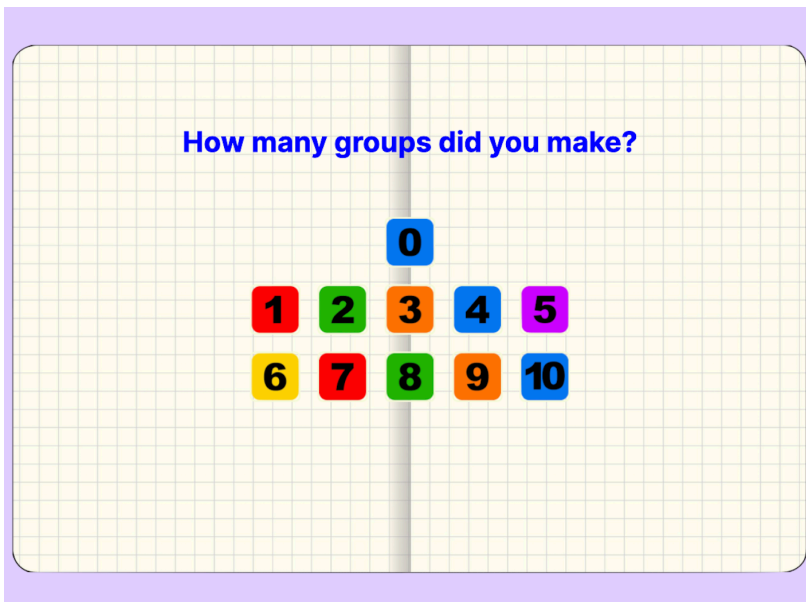


Figure A.29. Categorization task: confirmation of groups I.

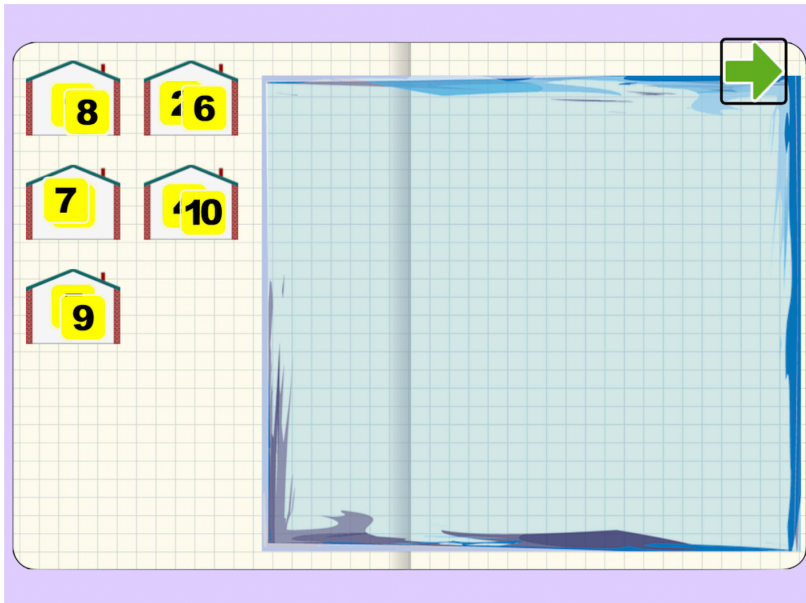


Figure A.30. Categorization task: confirmation of groups II.

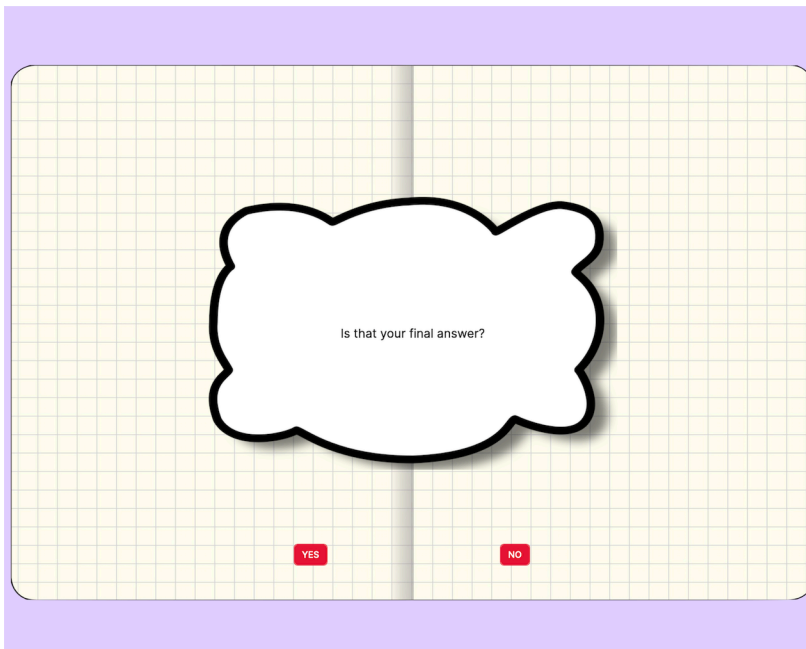


Figure A.31. Categorization task: confirmation of answer II.

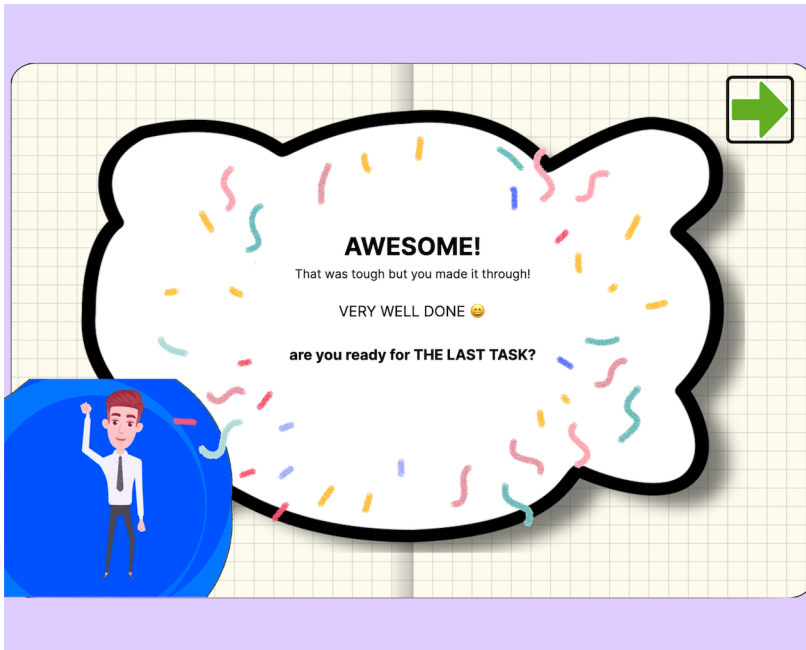


Figure A.32. Categorization task: end of task.



## End of session



Figure A.33. British Picture Vocabulary Scale.



Figure A.34. End of the battery of tasks for the child.