



LUND UNIVERSITY

Building a Trustworthy Corporate Identity

A Corpus-Based Analysis of Stance in Annual and Corporate Social Responsibility Reports

Fuoli, Matteo

Published in:
Applied Linguistics

DOI:
[10.1093/applin/amw058](https://doi.org/10.1093/applin/amw058)

2018

Document Version:
Peer reviewed version (aka post-print)

[Link to publication](#)

Citation for published version (APA):

Fuoli, M. (2018). Building a Trustworthy Corporate Identity: A Corpus-Based Analysis of Stance in Annual and Corporate Social Responsibility Reports . *Applied Linguistics*, 39(6), 846-885.
<https://doi.org/10.1093/applin/amw058>

Total number of authors:
1

General rights

Unless other specific re-use rights are stated the following general rights apply:
Copyright and moral rights for the publications made accessible in the public portal are retained by the authors and/or other copyright owners and it is a condition of accessing publications that users recognise and abide by the legal requirements associated with these rights.

- Users may download and print one copy of any publication from the public portal for the purpose of private study or research.
- You may not further distribute the material or use it for any profit-making activity or commercial gain
- You may freely distribute the URL identifying the publication in the public portal

Read more about Creative commons licenses: <https://creativecommons.org/licenses/>

Take down policy

If you believe that this document breaches copyright please contact us providing details, and we will remove access to the work immediately and investigate your claim.

LUND UNIVERSITY

PO Box 117
221 00 Lund
+46 46-222 00 00

Building a trustworthy corporate identity: a corpus-based analysis of stance in annual and corporate social responsibility reports

Abstract

This article presents a corpus-based analysis of stance in a specialized corpus of annual and corporate social responsibility (CSR) reports. It investigates how companies use stance expressions to construct and promote a positive corporate identity in order to gain the trust of the stakeholder groups that these texts target. The results show that companies profile distinct identities in annual and CSR reports. In annual reports, they use stance resources to portray themselves as unbiased, rational, and competent decision makers. In CSR reports, they present themselves as committed, honest, and caring corporate citizens. These discursive identities are interpreted as strategic self-representations that optimize the persuasive appeal of the reports by addressing the specific expectations of the target readerships. This study sheds some new light on the identity work performed by companies in their public discourse. It also provides novel insights into the impression management strategies used by companies in annual and CSR reports. Finally, it provides both linguists and business communication scholars with a robust descriptive basis for critically assessing financial and CSR reporting.

Keywords: trust, corporate communication, impression management, evaluation, genre analysis, corpus linguistics

1 Introduction

Companies use communication strategically in order to control and positively influence the image the public has of them, and build favorable relationships with the stakeholders on which they depend (e.g. Merkl-Davies and Brennan, 2007; Hallahan et al., 2007; Van Riel, 1995). One key strategy they use to pursue these communicative goals is to project a positive corporate identity (e.g. Fombrun, 1996; Van Riel, 1995). Corporate identity refers to “a firm’s strategically planned and purposeful presentation of itself” (Westcott

Alessandri, 2001: 177). By communicating a positive corporate identity, business organizations seek to create a positive image in the minds of the public and, over time, develop a good reputation (Fombrun, 1996; Van Riel, 1995; Westcott Alessandri, 2001). A good reputation, in turn, can provide numerous benefits to organizations, including increased competitiveness and profitability, and a greater ability to attract customers, investors, and talented employees (for a review, see Walker, 2010).

Companies have multiple stakeholders with different, and often competing, expectations and demands (Freeman, 1984; Friedman and Miles, 2006). Investors, for example, pursue profit maximization and risk minimization; employees primarily seek identification, safety and job satisfaction; customers demand product quality and distinctiveness (Johansen and Nielsen, 2011). But different stakeholders also have different expectations as to how a company should be in terms of its characteristics and values; that is, they have specific expectations concerning a company's corporate identity. For instance, investors attribute considerable importance to managerial competence, employees value transparency and benevolence, and customers prioritize technical competence and integrity (Pirson and Malhotra, 2011). Companies need to understand and fulfill their key stakeholders' expectations in order to gain access to vital resources and be successful (Dowling and Pfeffer, 1975; Freeman, 1984).

This article explores how companies use discourse to manage their stakeholders' expectations and build trust with them. More specifically, it investigates how they use *stance* expressions (e.g. Biber and Finegan, 1989; Biber et al., 1999; Conrad and Biber, 2000) to discursively construct a trustworthy corporate identity in their communications with different stakeholder groups. The term *stance* refers to the linguistic encoding of personal feelings, attitudes and evaluations (Biber et al., 1999). Stance resources are directly implicated in how speakers¹ communicate their identity and negotiate interpersonal relations (e.g. Bednarek, 2015; Englebretson, 2007; Martin and White, 2005; Thompson and Hunston, 2000), and are therefore assumed to play an important part in the discursive construction of corporate identity.

The study focuses on two major genres of corporate public discourse, i.e. annual reports and corporate social responsibility (CSR) reports. The former are primarily addressed to shareholders and investors, and include information about a company's financial standing. The latter are targeted at a broader and more heterogeneous audience

¹ Throughout the paper, I use the term 'speaker' to refer to both speakers and writers.

of stakeholders, and provide information about a company's social and environmental performance. The analysis compares the use of a broad range of stance devices in a specialized corpus of annual and CSR reports recently published by a sample of large multinational corporations. It addresses the following research questions:

Q1: Are there differences in the frequency and type of stance expressions used in annual and CSR reports?

Q2: How are stance expressions used to discursively construct and promote a trustworthy corporate identity in these two text types?

Q3: Do companies present themselves differently in annual and CSR reports? And, if so, how do they discursively shape their identity to appeal to and earn the trust of the audiences that these texts target?

The article offers several contributions to the literature on corporate identity and corporate communication. First, it extends previous discourse analysis work on corporate identity (e.g. Bondi, 2016; Fuoli, 2012; Koller, 2009), by (i) examining the role of stance in the discursive process of corporate identity building, and (ii) investigating how companies strategically shape their discursive selves to meet the expectations of different stakeholders. Second, it provides novel, linguistically informed insights into the impression management strategies deployed by companies in their reports (e.g. Hooghiemstra, 2000; Merkl-Davies and Brennan, 2007; Neu et al., 1998). Third, the study extends our knowledge of the genres of annual and CSR reports by providing a systematic descriptive account of stance in these text types, and by identifying differences between them. Finally, the study contributes to the critical literature on corporate reporting (e.g. Deegan, 2014; Jaworska and Nanda, in press; Lischinsky, 2011; Livesey and Kearins, 2002), by exposing some important persuasive – and potentially manipulative – discursive tactics used in annual and CSR reports.

The article is organized as follows. Sections 2 and 3 review previous discourse analysis work on annual and CSR reports, respectively. Section 4 introduces the concept of stance and outlines the analysis framework. Section 5 describes the corpus. Section 6 discusses the method used to identify and quantify stance expressions. Section 7 presents the results of the analysis. Finally, section 8 discusses the main findings and section 9 offers conclusions.

2 Annual reports

The annual report is a formal document that incorporates both legally required and

voluntary information about a company's financial situation and future prospects. It is explicitly addressed to the company's shareholders, although the readership is larger, and includes public and private investors, financial experts, government authorities, specialized media, brokers, creditors and employees (Anderson and Imperia, 1992; Ditlevsen, 2012b).

The annual report is generally regarded as a 'hybrid' discourse genre that combines informative and persuasive elements (Bhatia, 2004; Breeze, 2013; Garzone, 2004; Malavasi, 2010; Rutherford, 2005). It can be seen to fulfill two main communicative purposes: (i) to give a true and fair view of the state of the company's affairs, and (ii) to provide a positive image of the company (Ditlevsen, 2012b: 97). The different sections within the report play different roles in this respect. Some sections have a primarily informative function, while others are mainly devoted to promoting the company's image (Breeze, 2013: 87). In general, narrative sections containing discretionary information tend to be more overtly promotional. For example, the CEO letter, which normally introduces the report by providing an overview of the company's performance, is typically explicitly rhetorical and optimistic (Breeze, 2012; Fuoli and Paradis, 2014; Garzone, 2004, 2005; Hyland, 1998). Conversely, sections that contain mandatory or audited financial statements have a more neutral, objective, and technical tone (Breeze, 2013: 87-88).

While the annual report remains "first and foremost a statutory document" (Ditlevsen, 2012b: 110) that is used by companies to meet their legal requirement to inform shareholders about their financial situation, diachronic research has shown that its promotional function has gained increasing prominence (Beattie et al., 2008; Ditlevsen, 2012b). The annual report is now commonly used by companies as a public relations tool to build a positive corporate image and promote trust (Beattie et al., 2008; Breeze, 2013; Ditlevsen, 2012b; Malavasi, 2010; Rutherford, 2005). This transition is evidenced by the increasing number of pages, texts and pictures included in the annual report (Beattie et al., 2008; Ditlevsen, 2012b). As Beattie et al. (2008: 186) observe, the annual report has changed over time from "a financially driven, statutory document toward a more design-oriented document". It has also become increasingly multimodal (David, 2001; Ditlevsen, 2012a,b; Garzone, 2004; Rutherford, 2005), and it is today a "complex and colorful publication" (Breeze, 2013: 85). Given the important role the report has in orienting investors' decisions, this shift is not uncontroversial. The informative and promotional goals of the annual report can sometimes conflict with

one another. Graphs and pictures, for example, have been found to be often used as impression management devices, that is, “to convey a more favorable impression of the organization than is warranted” (Beattie et al., 2008: 183). Therefore, the overtly persuasive nature of the modern annual report has often been criticized (e.g. Anderson and Imperia, 1992; Breeze, 2013).

The promotional function of annual reports is complex and multifaceted. First and foremost, through the annual report, the company wants to present itself as an attractive investment to the shareholders and potential investors, encouraging them to maintain or increase their financial support (Breeze, 2013; Ditlevsen, 2012b). As Ditlevsen (2012a: 379) puts it, in the annual report “a company displays its successes and the investment potential of its shares in order to give an impression of its ability to succeed in the future”. More broadly, the annual report is used as a vehicle for constructing and promoting a positive corporate identity (e.g. Breeze, 2013; Ditlevsen, 2012a; Hyland, 1998; Malavasi, 2010). Companies discursively ‘engineer’ a positive corporate self by emphasizing their positive attributes, aims and values (Breeze, 2013). In addition, the annual report has a relational and rapport-building function; it is used to foster good relationships with investors and other stakeholders, to encourage confidence in the company’s management team, and to build trust in the company (Breeze, 2013: 84; Malavasi, 2010: 212).

The language used in annual reports combines purely referential elements with affective and evaluative elements. The latter tend to be more prominent in the non-technical narrative sections (Garzone, 2004). Positively charged words and expressions are frequent, and are used to highlight the company’s achievements, competitiveness and ethical values (Malavasi, 2010). Conversely, negatively connoted words are rare (Breeze, 2013: 97). When faced with the need to discuss adverse circumstances or negative results, companies tend to use euphemisms such as the word *challenging* (Breeze, 2013: 97), which frames a problem as transitory, and as one that can be solved. Interestingly, annual reports published by poorly performing companies have been found to show a stronger positive bias (Rutherford, 2005), which lends support to the hypothesis that annual reports are used as vehicles for impression management to control and manipulate the readers’ perceptions of the company (Merkel-Davies and Brennan, 2007).

The language of annual reports is, however, not overtly positive in all sections. In this respect, annual reports can be generally subdivided into two clearly defined halves

(Breeze, 2013: 88). The first part of the report, which includes the review of the year and primarily fulfills a promotional function, is characterized by a more positive tone and by a greater use of pictures (Breeze, 2013: 88). The second part, which contains information about the company's financial records, generally contains fewer pictures, frequent hedging expressions, and technical language (Breeze, 2013: 100).

3 Corporate social responsibility reports

The concept of corporate social responsibility, “whereby companies integrate social and environmental concerns in their business operations and in their interaction with their stakeholders on a voluntary basis” (European Commission, 2001), has received major attention in recent years from scholars, business practitioners and policy makers, and has become a critical concern for companies (for a diachronic overview and definitions, see e.g. Carroll, 1999 and Dahlsrud, 2006). One of the direct results of the growing importance of CSR is the increasing amount of information that organizations provide about their social and environmental performance (e.g. Bebbington et al., 2008; Gray et al., 2001; Milne et al., 2009). Traditionally, social and environmental disclosures have been included in annual reports (Gray et al., 1996). In addition to that, it is nowadays common for companies to issue a dedicated CSR report (KPMG, 2013).

CSR reports are normally published once a year and made available on the company's website. CSR reports are voluntary disclosures; differently from annual reports, they are not subject to any specific legal requirements (Ditlev-Simonsen and Wenstøp, 2012). Thus, even though standardization is advancing, thanks to the growing acceptance of international reporting guidelines such as those promoted by the Global Reporting Initiative (GRI), companies have considerable discretion over their content and form. CSR reports contain information on a variety of environmental, social, and corporate governance issues, such as energy use, pollution, diversity, health and safety, and human rights (Favotto et al., 2016). The range of topics addressed has broadened over the years, reflecting an increasingly rich and multifaceted conceptualization of CSR (Catenaccio, 2011). The relative emphasis companies place on different topics has also changed over time, reflecting the dynamic and evolving nature of CSR reporting (Jaworska and Nanda, in press). The modalities through which the information is presented are diverse; CSR reports typically combine narrative texts, quantitative data and multimodal elements such as graphs and pictures. The labels used for this type of

documents also vary. Commonly used descriptors are *corporate social responsibility report*, *corporate citizenship report* and *sustainability report*.

Whereas annual reports primarily target a specialized readership of ‘experts’, CSR reports address a more diverse range of stakeholders, including customers, employees and regular citizens (Filimon, 2009). Compared to annual reports, the intended readership is not only broader, but also possibly less inclined to read the report in a careful and systematic way (Filimon, 2009: 134). According to Filimon (2009: 134), the ideal reader of CSR reports is someone “with less specific goals towards the discourse under scrutiny, and with a propensity to a less effortful, but heuristic elaboration of the content”.

Purportedly, CSR reports aim to provide a comprehensive factual account of a company’s strategies and accomplishments towards improved social and environmental sustainability. However, like the annual report, the CSR report can be considered a hybrid discourse genre, which combines informative and promotional elements (Bondi, 2016; Malavasi, 2011). By reporting on their commitment and actions towards greater sustainability, companies seek to demonstrate that they care for the environment and for society, and promote a ‘green’, socially responsible image of their organization (Buhr and Reiter, 2006; Skulstad, 2002, 2008). In this sense, it has been observed that the language used in CSR reports is often explicitly promotional. Livesey and Kearins (2002: 246), for example, note the frequent use of emotion words such as ‘caring,’ ‘wanting,’ ‘striving,’ ‘determination,’ and ‘pride’, as well as “metaphors of the heart” to portray the reporting corporation in a positive light. In a similar vein, Goletani (2011: 270) discusses the use of rhetorical features that are typical of advertising discourse, such as superlatives and positive evaluative expressions. Breeze (2013: 167) highlights the use of personal narratives and photographs as persuasive devices in these texts.

From a critical perspective, CSR reports have been seen as tools for social legitimization. According to proponents of *legitimacy theory* (for an overview, see Deegan, 2014), social and environmental disclosures are employed by companies for strategic reasons, with the ultimate goal of influencing public perceptions of their organizations and legitimate their activities and interests. The basic idea behind this approach is that, in order to continue to exist and operate, organizations need to show that their behavior is compatible with the interests and norms of the broader social system (Dowling and Pfeffer, 1975; O’Donovan, 2002). CSR reports are seen as an important vehicle through which companies pursue this goal. By providing evidence of

their socially responsible behavior, companies seek to establish alignment between their actions and society's values.

The image enhancing and legitimacy building functions of CSR reports are intimately connected. Fuoli (2012), for example, shows how companies operating in different industries discursively respond to the specific legitimacy challenges they face by emphasizing different aspects of their corporate identity. Hart (2014: 47-59) discusses the legitimating function of evaluative language in the CSR reports published in 2009 by Coca Cola, Nike and Nestlé. He concludes that evaluative resources are “exploited in corporate social reporting to construct an identity according to which the corporation exists in a position of alignment with the values and expectations of target audiences” (Hart, 2014: 52). Bondi (2016) examines the role of forward-looking statements as image building and legitimizing devices in CSR reports. References to the future are shown to play an important part in the discursive construction of a positive corporate identity and in the discursive legitimation of organizations, as they are repeatedly used by companies to foreground their expertise and commitment to ethical values.

4 Stance

As discussed above, previous research has shown that evaluative language plays an important role in how companies promote themselves in annual and CSR reports and seek to foster a positive relationship with their stakeholders. This study compares the use of evaluative language expressions in annual and CSR reports with the aim to explore how companies discursively shape their corporate identity in order to meet the expectations of the specific target audiences of these texts and gain their trust. The study adopts the framework for the analysis of evaluative language in discourse developed by Biber and colleagues, and known under the label of *stance* (e.g. Biber, 2004, 2006a, 2006b; Biber and Finegan, 1988, 1989; Biber et al., 1999; Conrad and Biber, 2000).

Stance is an umbrella term that encompasses a variety of linguistic devices used by speakers to express “personal feelings, attitudes, value judgments, or assessments” (Biber et al., 1999: 996). Stance devices can be grouped into three main semantic/functional categories: (i) *attitudinal* stance, (ii) *epistemic* stance, and (iii) *style-of-speaking* stance (Biber et al., 1999; Conrad and Biber, 2000). Attitudinal

stance concerns expressions of personal attitudes, emotions, feelings and value judgments. It groups together linguistic devices that have been considered under alternative labels such as *affect* (Ochs and Schiefelin, 1989), *evaluation* (Hunston and Thompson, 2000) and *attitude* (Martin and White, 2005). Example (1) is a case of attitudinal stance from the corpus under study.

- (1) I am **happy** to report that we also made major strides in those aspects of our strategy in 2011 [...]. (Shell 2011 annual rep.)

Epistemic stance refers to a speaker's comments on the certainty, reliability, or limitations of a proposition. This category includes linguistic devices that have been studied, within alternative theoretical frameworks, under the headings of *epistemic modality* (Palmer, 2001), *evidentiality* (Chafe and Nichols, 1986) and *hedging* (Hyland, 1996). Example (2) illustrates the use of epistemic stance in the corpus.

- (2) We **believe** that our compensation policies and practices appropriately balance risks and rewards [...]. (Bank of America 2011 annual rep.)

Finally, style-of-speaking stance refers to a speaker's comments on the communication itself, and on the manner in which the information is presented. Example (3) is an instance of this type of stance from the corpus.

- (3) **In short**, we are part of our communities in every way possible from the largest countries to the smallest towns. (JP Morgan 2011 annual rep.)

In addition to the linguistic resources listed above, Biber and Finegan (1989) and Biber (2006a, 2006b) also include modals (e.g. *may*, *must*, *will*) and semi-modals (e.g. *be going to*, *ought to*) under the general heading of stance. Modals and semi-modals can be subdivided into three main categories, based on their primary meanings: (i) permission/possibility/ability, (ii) obligation/necessity, and (iii) volition/prediction (Biber et al., 1999: 486). Modals and semi-modals may carry either an *intrinsic* or *extrinsic* meaning (Biber et al., 1999: 486). The former relates to meanings of permission, ability, obligation and volition, i.e. actions or events over which humans have a direct control (Biber et al., 1999: 486). Extrinsic modality refers to assessments

of likelihood (Biber et al., 1999: 486). Thus, when modals are used in the latter sense, they are functionally similar to epistemic stance markers. Examples (4a) and (4b) illustrate the use of the modal *should* in its intrinsic and extrinsic sense, respectively.

- (4) (a) At JPMorgan Chase, we believe that customers **should** be treated like we would want to be treated ourselves. (JP Morgan 2011 annual rep.)
- (b) With the economy slowly but steadily improving, we believe this trend **should** continue in 2012. (Bank of America 2011 annual rep.)

The next section discusses the choices made in operationalizing the framework and provides corpus examples of all the categories and stance constructions considered.

4.1 Operationalizing stance

The analysis presented below is based on a slightly adapted version of the framework for the analysis of stance presented in Biber (2006b: Chapter 5). The framework comprises three main categories of stance devices: attitudinal stance, epistemic stance and modality. Markers of style-of-speaking stance were not considered, as they proved to be extremely infrequent in the corpus. As in Biber (2006b), modality was kept separate from epistemic stance, even though modals and semi-modals may convey epistemic meanings when used in the extrinsic sense, and could therefore, in principle, be assimilated to the category of epistemic stance.

Following Biber (2006a, 2006b) and Biber et al. (1999), this study focuses exclusively on instances where a stance expression takes scope over a proposition, which the authors label *grammatical* stance. Affective or evaluative words when not expressing a stance relative to another proposition - *lexical* markers of stance in Biber and colleagues' terminology - were excluded from the analysis (see Biber et al., 1999: 968). The following examples show a grammatical marker of stance and a lexical marker of stance, in turn.

- (5) (a) We are **confident** [that we have the right model to improve R&D productivity and returns]. (GSK 2011 annual rep.)
- (b) This year we have made **good** progress. (GSK 2011 CSR rep.)

In (5a), the adjective *confident* conveys the speaker's stance toward the proposition embedded in the complement clause over which it takes scope (marked in square brackets). Conversely, the evaluative adjective *good* in (5b) is used to evaluate the reporting company's *progress*, rather than some other proposition.

The analysis was restricted to grammatical stance for three main reasons. First, it is the most overt and explicit strategy for expressing stance, given that a distinct grammatical structure – e.g. the matrix clause in (5a) – is specifically intended for this function (Biber, 2006a: 99). Lexical expressions of stance depend to a greater extent on the context and shared background between speaker and hearer for their interpretation, and are thus more susceptible to different readings (Biber et al. 1999: 969). An analysis of grammatical stance devices thus provides the most direct and unambiguous evidence for the speakers' opinions and attitudes. Second, since grammatical stance markers take scope over propositions, by analyzing this type of constructions we can isolate direct attempts by companies to frame the reading of the information provided in the reports, and thus to influence the readers' perceptions. Third, because of their context-dependent nature, lexical markers of stance are more difficult to identify and quantify reliably. Accordingly, analyzing this type of expressions requires resource intensive annotation and reliability testing (Fuoli, 2012; Fuoli and Hommerberg, 2015). Given the relatively large size of the corpus used in this study, this type of analysis would have required time and resources far beyond those available.

Finally, only the instances where the expressed stance could unproblematically be attributed to the reporting company or any of its members were taken into account (see Biber et al., 1999: 968). Instances where attitudes and assessments were attributed to third parties were ignored.

As far as modality is concerned, only central modal auxiliary verbs were included in the analysis; semi-modals were not considered as they proved to be very infrequent in the corpus (see Biber et al., 1999: 483ff). Similar to Biber and Finegan (1989), Biber (2006a) and Biber (2006b), the quantitative analysis of modal verbs was based on form rather than meaning, that is, no distinction was made between extrinsic and intrinsic uses of the verbs when their frequency in the corpus was calculated. This choice was primarily motivated by the fact that modals are often semantically vague. It is therefore very difficult to produce objective and reliable analyses of the function of these verbs. Example (6) demonstrates the vague use of *can*.

- (6) The majority of market inputs are actively quoted and **can** be validated through external sources including brokers, market transactions and third-party pricing services. (Bank of America 2011 annual rep.)

In (6), it is unclear whether *can* is used to express possibility, in the sense that ‘it is possible to validate market inputs through external sources’, or permission, meaning that ‘it is it legally permissible to do so’. Given the high number of ambiguous instances found in a preliminary analysis of the data, I decided not to pursue a fine-grained functional analysis of modals and adopt the polyfunctional, form based categories used by Biber (2006b) instead (see Table 1), so as to avoid the risk of reporting unreliable results.

Table 1 provides a complete list of the stance constructions surveyed. Each construction is accompanied by an illustrative example taken from the corpus.

[TABLE 1 NEAR HERE]

5 The corpus

For this study, a specialized corpus of roughly 2.5 million words was compiled. It contains the 2011 annual reports and CSR reports published by a sample of publicly traded multinational corporations belonging to four different industry sectors. The sectors considered are: financial services, oil and gas, pharmaceuticals, and food processing. The corpus includes the 2011 annual and CSR reports published by the fourth largest Europe- or U.S.-based companies² in each of these sectors (i) that released both an annual report and a stand-alone CSR report for the year considered (2011), and (ii) whose annual report contains both legally-required financial data (e.g. audited financial statements) and voluntary information (e.g. letter to shareholders, operating and financial review). The choice of sectors was guided by the aim to optimize corpus diversity and representativeness within the resources available for this study; the sectors examined include companies with different stakeholder priorities and relations, and with different strategic, economic and CSR challenges.

Table 2 provides summary information about the corpus. As shown in the table, the

² Based on the 2011 Financial Times Global 500 ranking. URL: <http://im.ft-static.com/content/images/33558890-98d4-11e0-bd66-00144feab49a.pdf> [Last accessed: 20 May 2016]

corpus is subdivided into two subcorpora for comparative purposes: the annual report subcorpus (henceforth, ARC) and the CSR report subcorpus (henceforth, CSR). A detailed overview of the corpus, including the word count for each text, can be found in the Supplementary Materials.

[TABLE 2 NEAR HERE]

5.1 Corpus compilation and text conversion

The corpus compilation process involved three main steps. First, the pdf reports were downloaded from the respective companies' websites. A complete list of the URLs from which the reports were downloaded is provided in the Supplementary Materials. Second, the pdf reports were automatically converted to raw text with the aid of the open source computer program *PDFMiner*.³ Third, each corpus file was manually inspected to identify and correct conversion errors, such as misspelled words due to incorrect decoding of text characters, interrupted sentences due to column or page breaks, misspelled hyphenated words due to incorrect decoding of line breaks. The inspection and correction of the files were carried out in a step-wise fashion with the aid of the advanced text editor *TextWrangler*,⁴ using regular expressions to systematically identify and amend the errors. A detailed description of the text inspection and cleaning procedure is provided in the Supplementary Materials, including the regular expressions used at each step of the process.

6 Method

The procedure for the identification and quantification of stance constructions in the corpus relied on a combination of automatic techniques and manual analysis. It comprised three steps:

1. Automatic stance marker retrieval. For each of the categories included in the analysis framework, an extended list of stance markers was created based on the lists

³ *PDFMiner* is available, free of charge, at this URL: <http://www.unixuser.org/~euske/python/pdfminer/> [Last accessed: 20 May 2016]

⁴ *TextWrangler* is available, free of charge, at this URL: <http://www.barebones.com/products/textwrangler/> [Last accessed: 20 May 2016]

provided in Biber and Finegan (1989) and Biber (2006b). These lists were integrated with additional stance markers derived from the author's prior work, from an informal exploratory analysis of the corpus, and by consulting a thesaurus of English. By means of a string search Perl script,⁵ the stance markers included in the lists were simultaneously and automatically searched for in the corpus. For each marker, all inflected forms, for instance *believe*, *believes*, *believed*, *believing*, were included in the query. The script output consisted of a tabled list of the markers from the original set that were actually found in the corpus and the frequency of each. In this way, the expressions that were not used in the texts under study could immediately be identified and discarded, simplifying the following analysis steps. The complete lists of stance markers used at this stage are provided in Appendix 1.⁶ The frequency lists produced by the string search script are given in the Supplementary Materials.

2. *Manual word-sense disambiguation by means of concordance analysis.* Some of the stance expressions detected in step one are polysemous and may carry both stance and non-stance senses. Furthermore, they may be used as lexical, rather than grammatical, stance markers, and may be attributed to third parties. Compare, for example:

- (7) (a) ExxonMobil is **proud** to be a charter member of the Wildlife Habitat Council (WHC) since its establishment in 1988. (Exxon CSR rep.)
- (b) Whatever the outcome, Adeline's sights are set firmly on qualifying for the 2016 Olympics in Rio de Janeiro, Brazil. She explains: 'I want to do well for my SOS family, my SOS mother and my country. They helped me to get where I am now and I want them to be **proud** of me.' (HSBC CSR rep.)

In example (7a) *proud* is used as a grammatical marker of attitudinal stance in an

⁵ The script, which is called 'filter_by_field.pl', is included in the supplementary materials for the following article: M. Baroni and A. Lenci. Distributional Memory: A general framework for corpus-based semantics. 2010. Computational Linguistics 36 (4): 673-721. It can be downloaded, free of charge, from this URL: <http://clie.cimcc.unitt.it/dm/materials/scripts.tar.gz> [Last accessed: 20 May 2016]. Instructions on how to run the script are available on demand.

⁶ It should be noted that this analysis step is not strictly necessary. The analysis could start from step 2, with a manual search of all the words included in the initial list. However, given the high number of potential markers, the procedure followed in step 1 greatly simplified and expedited the analysis process.

emotion/attitude adjective + *to*-complement clause construction. Conversely, in example (7b), the same word is used as a lexical marker of stance to describe a desired state of affairs, rather than to express the speaker's attitude towards a proposition. In addition, this sentence is attributed to a person that does not belong to the company, namely one of the beneficiaries of a community development plan launched by HSBC bank. For these reasons, (7b) should be excluded from the analysis (cf. analysis criteria in Section 4.1). Since the string search algorithm used in step one can only retrieve single words, it does not consider the linguistic context in which the stance expressions are found, nor does it incorporate any automatic word-sense disambiguation component, it may produce a high number of false positives and return unreliable results. Therefore, the second step of the analysis consisted in manually inspecting the results of the automatic search in order to identify and remove all irrelevant items. This was accomplished by means of concordance analysis with the aid of the corpus program AntConc (Anthony, 2012). A KWIC concordance was produced for each of the words retrieved by the search string algorithm in step 1, and exported to a spreadsheet⁷. Each concordance line was manually inspected and annotated as either relevant or irrelevant based on the criteria outlined in Section 4.1. In a limited number of cases, *ad hoc* rules had to be formulated to deal with problematic expressions and complex co-textual dynamics. A full account of these *ad hoc* rules is included in the Supplementary Materials.

3. *Quantification and statistical analysis.* Once concordances for all the stance markers retrieved in step one were produced and all irrelevant entries were removed from them, the frequency of occurrence of each marker in the two subcorpora was calculated. Frequencies were normalized to allow for a comparison between the subcorpora, which are of different size. The aggregated frequency of stance markers was calculated and compared across the categories included in the analysis framework. Where relevant, pairwise log-likelihood tests (Rayson and Garside, 2000) were performed to determine whether the differences observed in the frequency of stance markers between the ARC and CSR subcorpora were statistically significant, that is, not

⁷ The concordance lines spanned 200 words to the left and to the right of the search word.

attributable to chance variation.⁸ P-values equal to or lower than .05 were considered statistically significant.

The next section summarizes the results of the analysis and discusses a number of examples from the corpus.

7 Results

This section presents the results of the analysis. It begins by examining the overall distribution of stance constructions in the corpus, and then proceeds to discussing the main findings for each of the three general stance categories considered, i.e. attitudinal stance, epistemic stance and modality, in more detail. Due to space constraints, the presentation of the result will focus on the most important findings. The complete quantitative results are provided in the Supplementary Materials, including the raw and normalized frequencies for each stance marker and category surveyed.

7.1 General distribution of stance constructions

Fig. 1 shows the overall frequency of stance constructions in the ARC and CSR subcorpora, grouped by type.

[FIGURE 1 NEAR HERE]

The plot shows that modals are by far the most common type of stance marker. Modals are significantly more frequent in the CSR compared to the ARC (LL=11.96, df=1, $p<.001$). Attitudinal stance constructions are also significantly more frequent in the CSR than in the ARC (LL=945.31, df=1, $p<.001$). A minor, non-significant difference was found in the frequency of epistemic stance markers between the two subcorpora (LL=.45, df=1, $p=.50$). Overall, the CSR contains a significantly higher number of stance markers in comparison to the ARC – 8674.22 versus 6801.22 instances per million words (LL=209.58, df=1, $p<.001$).

⁸ The log-likelihood tests were performed using the wizard developed by Andrew Hardie (Lancaster University, UK), and available at this URL: <http://corpora.lancs.ac.uk/sigtest/> [Last accessed: 20 May 2016]. The tests were performed on the raw frequencies.

From these findings we may infer that the language in CSR reports is more explicitly subjective and evaluative than in annual reports. In the former, companies are more prone to openly express their emotions, attitudes and assessments, as evidenced by the comparatively higher frequency of stance markers in general, and by the overwhelmingly higher frequency of attitudinal expressions in particular. To gain a deeper understanding of these differences and of how stance markers are used in annual and CSR reports, however, we need to take a closer look at each stance category. The next section provides a more detailed account of the distribution and functions of attitudinal stance constructions in the corpus.

7.2 Attitudinal stance

Fig. 2 reports the frequency and distribution of attitudinal stance constructions in the corpus. As the plot shows, desire/intention/decision verb + *to*-clause and ability or willingness adjective + complement clause are the two most frequent attitudinal stance constructions among the seven surveyed. Both are more than three times as frequent in the CSR compared to the ARC.

[FIGURE 2 NEAR HERE]

The most common desire/intention/decision verbs controlling a complement clause are reported in Fig. 3. The graph shows that *aim* is the most frequent verb in this group, and is overwhelmingly more frequent in the CSR compared to the ARC. This result suggests that, in their CSR reports, companies place considerable emphasis on objectives and ambitions for the future. These relate primarily to positive social and environmental goals (87.93% of all instances of *aim* + *to*-clause), as illustrated in example (8).

- (8) We aim to be a good neighbour to the communities close to our projects and facilities. (Shell CSR rep.)

Statements of good intentions like the one in (8) often appear to be used rhetorically in CSR reports, to demonstrate the reporting company's commitment to the principles of corporate social responsibility, and project integrity.

[FIGURE 3 NEAR HERE]

As shown in Fig. 3, other common desire/intention/decision verbs in the CSR are *seek*, *strive*, and *want*. Similar to *aim*, these verbs are often used in CSR reports to emphasize a company's commitment to ethical and responsible conduct (88,43% of all instances), and thus to communicate integrity, as illustrated in (9).

- (9) We strive to maintain the highest standards of integrity and do the right thing for our customers, colleagues, shareholders and all of our other partners. (JP Morgan CSR rep.)

While all three verbs are markedly less frequent in the ARC compared to the CSR, *strive* stands out as particularly rare in the former subcorpus. One possible explanation for this considerable difference resides in the semantics of this verb. *Strive* expresses a genuine and earnest effort towards a goal. It evokes positive evaluative meanings of determination, tenacity and humbleness. However, striving for a goal does not necessarily imply that it will be achieved. Such a non-binding declaration of intents, even if loaded with positive valence, may not be sufficient to reassure shareholders and investors that the company will live up to their expectations and turn their investments into profit.

The only desire/intention/decision verb that is comparatively more frequent in annual reports is *intend*. In 59.41% of the occurrences, this verb is used to discuss a company's strategic and financial plans, as shown in (10).

- (10) Within the Refining and Marketing segment, BP intends to divest the Texas City refinery and related assets [...]. (BP annual rep.)

Compared to most other verbs in this group, *intend* is a relatively neutral stance verb. It communicates rationality, and indexes emotionally controlled decision-making. The relatively frequent use of this verb to communicate intentions in annual reports may be interpreted as reflecting the companies' need to show shareholders and investors that they are in control of the situation, and that their decisions are rational, rather than emotional. Further, compared to other verbs in this category, *intend* expresses a more

definite commitment to a goal, and may thus contribute to strengthen the impression that the company can be trusted to deliver on its targets.

Ability or willingness adjective + complement clause is the second most frequent attitudinal stance construction in both the subcorpora and, as noted above, it is more frequent in the CSR than in the ARC. Overall, the most frequent ability/willingness adjectives are *committed*, *able* and *dedicated*. In the vast majority of cases (91.67%), the words *committed* and *dedicated* are employed in CSR reports to foreground a company's determination in pursuing social and environmental objectives, as in (11).

- (11) We are dedicated to playing our part in addressing this important public health challenge, and micronutrient fortification will remain a focus in 2012. (Nestlé CSR rep.)

The expression *committed to* is overwhelmingly more frequent in the CSR compared to the ARC – 308.61 compared to 29.54 occurrences per million words (LL=294.51, df=1, $p<.001$). This difference accounts for a substantial part of the difference in the frequency of ability/willingness adjective + complement clause constructions across the subcorpora. Example (12) illustrates this construction.

- (12) At Abbott, we are committed to meeting high ethical standards and to complying with all applicable local, national and international laws wherever we do business. (Abbott CSR rep.)

From the point of view of corporate identity, the large difference observed in the frequency of *committed to* constructions between the subcorpora is highly significant. Semantically, the adjective *committed* expresses a strong degree of willingness, and carries meanings of obligation, loyalty and accountability. Thus, the frequent use of this word in CSR reports can be seen to reinforce the idea that the reporting companies are strongly and genuinely determined to become better corporate citizens. At the same time, however, *committed* is similar to *strive* in that it signals a firm intention to reach a goal, but leaves the possibility open that the goal might not actually be achieved. This might explain why it is not as frequently used in annual reports as in CSR reports.

Among ability or willingness adjective + complement clause constructions, *able + to*-clause is also relatively frequent. This construction is often used in both report types

to underline a company's achievements and capabilities (56.76% of all instances), as example (13) shows.

- (13) Through year-end 2011, we have been able to achieve significant emission reductions [...]. (JP Morgan CSR rep.)

Once again, this construction is significantly more frequent in CSR reports compared to annual reports, with 95.72 and 49.23 occurrences per million words, respectively ($LL=14.63$, $df=1$, $p<.001$).

7.3 Epistemic stance

Fig. 4 plots the distribution of epistemic stance constructions in the corpus. As the graph shows, certainty/likelihood verbs controlling a complement clause are by far the most frequent resources used to express epistemic stance, followed by adverbs, adjectives controlling a complement clause and nouns controlling a complement clause.

[FIGURE 4 NEAR HERE]

Following Biber and Finegan (1989) and Biber (2006b), stance constructions can be broadly classified into those that express certainty about a proposition, and those that express doubt or likelihood. Fig. 5 represents the distribution of epistemic stance constructions into these two subcategories in the ARC and CSR.

[FIGURE 5 NEAR HERE]

Constructions expressing certainty are significantly more frequent in the CSR ($LL=100.03$, $df=1$, $p<.001$), whereas markers of likelihood are significantly more common in the ARC ($LL=48.53$, $df=1$, $p<.001$). This finding indicates that companies are generally more assertive in CSR reports, whereas they tend to adopt a more cautious, tentative stance in annual reports.

A closer look at the frequency of the epistemic verbs retrieved in the subcorpora offers further insights into the use of certainty and likelihood stance expressions in the corpus, and the communicative functions they perform.

[FIGURE 6 NEAR HERE]

As Fig. 6 shows, only four certainty verbs are more frequent in the ARC than in the CSR: *anticipate*, *conclude*, *confirm*, and *determine*. These verbs point to two major communicative functions performed by annual reports, that is, (i) evaluating the performance and the financial and legal standing of a company, and (ii) anticipating future scenarios, decisions, and actions. Examples (14) and (15) illustrate these two functions in turn.

- (14) The review concluded the board had operated well in 2011. (BP annual rep.)
- (15) The Company anticipates that operating cash flows, existing credit facilities and access to the commercial paper markets will provide sufficient resources to fund operating needs in 2012. (Johnson & Johnson annual rep.)

The relatively frequent use of these verbs in the ARC has important implications for the discursive construction of corporate identity. By providing informed assessments of the present situation and by carefully considering and anticipating future scenarios, companies not only address shareholders' information needs, but also project readiness and competence; they show that they are in control of the situation and prepared for any contingency.

As far as the CSR is concerned, the most common certainty verbs are *show*, *know*, *find*, and *understand*. The verbs *show* and *find* serve three main communicative functions in CSR reports. First, they are used to provide empirical evidence for the companies' accomplishments related to different aspects of CSR (29.35% of all instances). In (16), for example, Bank of America showcases its progress towards reduced water consumption.

- (16) In 2011, we completed a two-year comprehensive inventory of our water consumption (our first ever). The review found that we consumed 3.9 billion gallons of water in 2011, down from 4.2 billion gallons in 2010. (Bank of America CSR rep.)

Second, these verbs are used to present scientifically credible evidence for the companies' positive contribution to the solution of pressing social and environmental problems (26.09% of all instances). In (17), for instance, the cereal company General Mills refers to research demonstrating the potential positive effects of cereals against obesity, thus suggesting that the company's business is inherently good.

- (17) A 2009 study showed that regardless of sweetness level, cereal eaters have healthier body weights than those who don't eat cereal. (General Mills CSR rep.)

Third, *show* and *find* are used in CSR reports to refer to scientific research that reportedly informs the companies' decisions and strategies (20.65% of all instances).

The verbs *know* and *understand* serve an important dialogic and solidarity-building function in CSR reports; they are often used to acknowledge the stakeholders' perspective, and to show that the reporting company is sympathetic to their concerns (63.01% of all instances). This function is exemplified in (18), where GlaxoSmithKline openly recognizes the ethical implications of its activities, thereby implicitly suggesting that the company is aware of and willing to address them.

- (18) We know that the research and development, manufacture and sale of our products can raise ethical issues. (GSK CSR rep.)

From the point of view of corporate identity, the repeated use of *know* and *understand* as perspective taking predicates, as illustrated in (18), serves to project benevolence. By explicitly acknowledging the risks and challenges inherent in their business activities and by demonstrating sympathy and a readiness to listen to the stakeholders' views, companies present themselves as receptive and caring organizations (cf. Livesey and Kearins, 2002).

[FIGURE 7 NEAR HERE]

Fig. 7 represents the distribution of likelihood verbs across the subcorpora. The plot reveals two outstanding differences between the ARC and the CSR; the verb *expect* is comparatively more frequent in the ARC, whereas *believe* is more frequent in the CSR. These differences are statistically significant (*expect*: LL=112.14, df=1, p<.001; *believe*:

LL=5.23, df=1, p=.022). The frequent use of *expect* in the ARC mirrors the similarly frequent use of *anticipate* observed above. From a corporate identity perspective, the use of these anticipatory verbs can be seen to contribute to highlight the company's readiness for the future. Compared to *anticipate*, however, *expect* conveys a more tentative stance, and serves to hedge forecasts. Therefore, from the company's perspective, this verb can have the twofold beneficial effect of conveying a cautious and responsible attitude towards predictions, and of cushioning the negative effects of potential misjudgments. Example (19) is an example of this verb from the corpus.

- (19) We are well placed in emerging markets and we expect these markets to continue to drive growth. (Unilever annual rep.)

Believe is the most frequent likelihood verb in CSR reports. It is often used to foreground the reporting company's ideological commitment to the principles of corporate social responsibility (35.94% of all instances), as in (20).

- (20) At JPMorgan Chase, we believe our place is right at the heart of efforts to solve daunting problems like unemployment, environmental sustainability and access to quality education. (JP Morgan CSR rep.)

As Fetzer (2008) observes, *believe* expresses a stronger degree of epistemic commitment compared to other likelihood verbs such as *think*, in particular when it is preceded by a first-person pronoun, as in the example above. The frequent use of this verb to communicate the companies' ethical values and credo thus serves to emphasize their genuine and strong commitment to the cause of CSR, and to project integrity.

Believe is a very important feature of the language of annual reports as well, being the second most frequent likelihood verb. It performs three primary communicative functions in these texts. First, it is used to present management's assessment of the company's performance and financial situation, and of the risks it faces. This function accounts for 41.26% of the occurrences, and is illustrated in example (21).

- (21) We believe that our portfolio of assets remains well positioned to compete and grow value in a range of external conditions and we continue to increase both investment and operating cash. (BP annual rep.)

Second, *believe* is frequently used to explain and justify management's operational and strategic decisions (27.79% of all instances), as shown in (22).

- (22) We have focus. We do not compete in numerous categories as we believe expertise in a few businesses is preferable to having simple scale as the result of participation in many. (Kellogg annual rep.)

Third, in 12.21% of the occurrences, *believe* is used to express opinions related to legal proceedings in which the company is involved, as shown in (23).

- (23) Based on the history described above, Chevron believes that this lawsuit lacks legal or factual merit. (Chevron annual rep.)

A substantial proportion of the instances of *believe* found in annual reports occur in the introductory message to shareholders (13.26%), where the CEO and/or Chairman review the company's achievements, and summarize goals and expectations. In this context, *believe* is generally used to highlight the company's strengths, and foster optimism about the future, as example (24) shows.

- (24) I am proud to be on this team and believe that our best days are ahead. (JP Morgan annual rep.)

In all the cases reviewed above, *believe* appears to be used to promote trust in the company's competence and ability to overcome difficulties and succeed.

7.4 Modality

Fig. 8 displays the distribution of modals across the three main categories in the ARC and CSR. As the plot shows, permission/possibility/ability modals are the most frequent modal markers in the corpus, while obligation/necessity modals are the least frequent. Obligation/necessity modals are significantly more frequent in the CSR (LL=39.43, df=1, $p<.001$), permission/possibility/ability modals are significantly more common in the ARC (LL=20.02, df=1, $p<.001$), and volition/prediction modals occur

significantly more often in the CSR ($LL=49.38$, $df=1$, $p<.001$).

[FIGURE 8 NEAR HERE]

Fig. 9 shows the frequency of permission/possibility/ability modals in the subcorpora. Two major differences between the ARC and the CSR can be observed: *can* is more than twice as frequent in the CSR than the ARC; *may* and *could* are both substantially more frequent in the ARC compared to the CSR.

[FIGURE 9 NEAR HERE]

The comparatively higher frequency of the modals *may* and *could* in the ARC is in line with the pattern observed above for likelihood verbs, namely that companies tend to adopt a more tentative stance in annual reports. But the relatively higher frequency of these modals also reflects the fact that one of the chief communicative functions of annual reports is that of discussing and anticipating potential, future scenarios. Not surprisingly, among the most frequent verbs appearing in the immediate-right collocate slot for *may* in the ARC, which are shown in Table 3, we find *result*, *require*, *become*, *affect*, *vary* and *change*. These verbs can be related to the implications and consequences of anticipated events for the company and its investors.

[TABLE 3 NEAR HERE]

Compared to *may* and *could*, *can* expresses a more assertive stance. The comparatively higher frequency of *can* in CSR reports appears to be coherent with the relatively higher frequency of certainty verbs discussed above. An inspection of the immediate-right verbal collocates of this modal verb, listed in Table 4, reveals that *can* is frequently accompanied in CSR reports by positively valenced verbs such as *help*, *play* (primarily used in the phrase *play a role*), and *contribute*. These expressions are used to underline the potential positive outcomes of a company's decisions and actions, as in (25), or to discuss the potential benefits of responsible business practices, as in (26).

(25) Achieving higher sales volumes can help to reduce the costs of goods which

- we can pass on as further price reductions [...]. (GSK CSR rep.)
- (26) Sustainable sourcing can contribute to better incomes and livelihoods for farmers and their workers. (Unilever CSR rep.)

[TABLE 4 NEAR HERE]

As far as volition/prediction modals are concerned, *will* is comparatively more frequent in the CSR, whereas *would* is more frequent in the ARC, as shown in Fig. 10. The modal *shall* is infrequent in both subcorpora. Both *will* and *would* can be used to make forecasts about the future. However, compared to *would*, *will* conveys a more assertive, confident stance. The difference in the distribution of *will* and *would* between the subcorpora seems to confirm the patterns observed for the modals *may* and *can*, namely that companies tend to show a more cautious attitude to forecasts in annual reports than in CSR reports.

[FIGURE 10 NEAR HERE]

To conclude the survey of modal markers, I now turn to necessity modals. As previously noted, necessity modals are overall more frequent in the CSR. Fig. 11 reveals that the most striking difference between the subcorpora concerns *must*.

[FIGURE 11 NEAR HERE]

[TABLE 5 NEAR HERE]

An analysis of the immediate-right verbal collocates of this modal verb, provided in Table 5, shows that it is frequently accompanied in CSR reports by verbs such as *follow*, *adhere*, *comply*, which are commonly used with reference to the rules, guidelines and standards that a company's employees, contractors, and suppliers must observe (91.67% of all instances), as illustrated in (27).

- (27) All employees are expected to uphold the highest ethical standards of business integrity. They must comply with all applicable laws and accurately record and track all business transactions. (Unilever CSR rep.)

The frequent use of necessity modals contributes to the discursive construction of the reporting companies' responsible corporate identity; by means of these verbs, they give prominence to their 'moral side' and portray themselves as authoritative, responsible supervisors (cf. Fuoli, 2012).

8 Discussion

[TABLE 6 NEAR HERE]

The results of the analysis have revealed substantial differences in the way the companies included in the sample use stance expressions to construct their corporate identity in annual and CSR reports. Table 6 summarizes the main identity-building strategies identified in the two text types, alongside the textual evidence for them. The analysis has shown that, in annual reports, the companies examined attempt to present themselves as unbiased, rational, and competent decision makers. They display an objective and emotionally detached attitude towards the information provided, as evidenced by the relatively infrequent use of stance expressions in general, and of attitudinal markers in particular. They seek to convey rationality and resolve through the relatively frequent use of the verb *intend*. They show a cautious and responsible attitude to forecasts and assessments, as suggested by the frequent use of likelihood verbs and the modals *may* and *could*. They project competence by providing careful assessments of organizational performance and risks and reasoned justifications for their decisions through the verb *believe*, and demonstrate readiness by means of verbs such as *expect* and *anticipate*, which are recurrently used to discuss future scenarios.

By contrast, in CSR reports, the companies included in this study use stance resources to portray themselves as committed, honest, and caring corporate citizens. They underscore their genuine commitment to the principles of corporate social responsibility through the frequent use of expressions of intentions and desires. They strive to project integrity by emphasizing their ethical values through the verb *believe*, by highlighting their positive contribution to social and environmental progress, and by portraying themselves as attentive supervisors through the frequent use of necessity modals in relation to the rules they expect co-workers to observe. They seek to communicate benevolence by displaying a receptive and sympathetic attitude through

the frequent use of *know* and *understand* as perspective-taking predicates. They foreground their ‘human side’ by frequently expressing desires, emotions, and evaluations.

Overall, then, the results of this study suggest that companies tend to profile different identities in annual and CSR reports. If we accept the premise that corporate identity can function as a rhetorical, image-building tool, we can interpret the identities expressed in these two text types as strategic self-representations aimed at maximizing the persuasive appeal of the reports *vis-à-vis* the specific readerships they target. As mentioned above, shareholders, the principal intended readers of annual reports, primarily seek to maximize profits and minimize financial risk (Johansen and Nielsen, 2011). Since the profitability of their investment in the company crucially depends on the management’s ability to make sound decisions, they need and expect the company to be competently and responsibly managed. The discursive identity conveyed in annual reports seems to successfully address these requirements. By representing themselves as unbiased, rational, and competent decision makers, companies effectively respond to shareholders’ expectations, thereby laying the foundations for trust. CSR reports, on the other hand, address a more diverse set of stakeholders, including both internal and external groups. External stakeholders have been shown to attach particular importance to companies’ benevolence and integrity (Pirson and Malhotra, 2011). Similarly, one of the characteristics that internal stakeholders with a deep relationship with the organization, such as employees, value the most is benevolence (Pirson and Malhotra, 2011). As in the case of annual reports, the corporate identity projected in CSR reports appears to effectively target the intended audiences’ specific expectations. Companies mainly emphasize their integrity and benevolence in these texts, rather than other aspects of their identity. In sum, based on the results of the analysis, we may conclude that companies discursively construct and communicate distinct identities in annual and CSR reports, which appear to be strategically designed to meet the expectations of the reports’ primary target audiences, and thus to maximize the trust-building force of the texts.

The results of the analysis confirm and complement some observations made in previous research on the genres of annual and CSR reports. As far as annual reports are concerned, the findings of this study provide some evidence for the dual nature of these texts as both informative and promotional texts (e.g. Bhatia, 2004; Garzone, 2004). However, the persuasive work performed by annual reports appears to be rather subtle, at

least in comparison to CSR reports. The lower frequency of stance markers, and in particular of attitudinal stance markers, indicates that comparatively less room is given to explicitly evaluative expressions in annual reports, and thus to direct attempts to frame the reading of the information given. CSR reports appear to be relatively more explicitly subjective and evaluative, as evidenced by the significantly higher frequency of stance markers, in particular of the attitudinal type. This difference would seem to suggest that, while both report types are ‘hybrid’ discourse genres, the promotional component is more prominent in CSR reports.

The tendency observed here for companies to display a caring, benevolent identity in CSR reports had already been noted by Livesey and Kearins (2002), who analyzed the pioneering CSR reports published by Shell and The Body Shop International in 1998. This study provides additional and more extensive evidence for the importance of this discursive strategy. The results of this study also confirm the previous finding that companies place considerable emphasis on commitments and on laudable goals in CSR reports (Bondi, 2016; Catenaccio, 2011; Skulstad, 2008). My conclusions are in line with Bondi’s (2016) interpretation of this discursive maneuver as an attempt to create a “consistent, caring, and collaborative image of the company” (Bondi, 2016: 75). From a genre perspective, the very high frequency of expressions of desires and intentions suggests that these are distinctive features of CSR reports, and lends support to the contention that ‘making promises’ is a central rhetorical move in the genre (Catenaccio, 2011; Skulstad, 2008). From a critical perspective, this finding appears to at least partially corroborate the observation made by several critical scholars that good intentions and declarations of principles are given more prominence than concrete actions and achievements in CSR reports (e.g. Laine, 2005; Milne et al., 2005). Clearly, more work is needed to empirically test this hypothesis, but the patterns detected here do raise important questions about the credibility of CSR reporting and about companies’ accountability. As Bondi (2016: 76) puts it, “planning to “be good” can certainly be appreciated, but is also hardly disputed”.

One of the main findings of the analysis is the significantly higher frequency of certainty markers in CSR reports compared to annual reports. At first sight, this pattern may appear counter-intuitive. Considering that one of the chief functions of annual reports is that of soliciting or retaining the financial support of investors – a vital resource for public companies – we may reasonably expect organizations to display more confidence in these texts compared to CSR reports, where, from a communicative

point of view, the stakes are lower. However, annual reports are directed at a readership of experts, who expect companies to objectively report on their performance and achievements. Thus, the target readers may view an overly confident attitude with suspicion. CSR reports, on the other hand, address a potentially skeptical readership. Skepticism towards CSR stems from two main facts. First, corporate social performance is complex to measure, due to the lack of universally accepted definitions and assessment criteria (McWilliams et al., 2006; Turker, 2008). The reliability and adequacy of the data reported in CSR reports are, therefore, potentially questionable. Second, CSR communication is considered by many as a mere self-serving PR exercise carried out by companies to ‘greenwash’ their image and reputation (e.g. Bachmann and Ingenhoff, 2016; Skarmeas and Leonidou, 2013). For these reasons, companies need to make an extra effort to convince the reader about the reliability of their report, and about the truthfulness of the facts and figures included in it. In this light, it is unsurprising that companies frequently use certainty verbs such as *show* and *find* to provide empirical evidence for the sincerity and strength of their commitment to CSR. The frequent use of these verbs may be interpreted as a reactive discursive strategy aimed at neutralizing public skepticism by counteracting the actual or potential negative discourses surrounding the company’s CSR activities (Fuoli and Paradis, 2014). Similar to the other strategies discussed above, the use of this type of stance markers exposes the inherent dialogic nature of corporate communication, and the strategic efforts made by companies to anticipate the readers’ attitudes and reactions in order to manage their impressions and steer them in a favorable direction.

9 Conclusion

This study has investigated the use of stance expressions in annual and CSR reports with the aim to shed light on the discursive strategies that companies deploy to shape their corporate identity and gain the trust of the stakeholder groups that these two genres target. The analysis has revealed significant differences in the frequency and communicative functions of stance expressions in annual and CSR reports. The findings support the view that companies profile different identities in these texts in order to meet the expectations of the reports’ primary target audiences and maximize the trust-building force of their communications.

The results of this study contribute to shed some new light on the identity work

performed by companies in their reports. They also provide novel and linguistically informed insights into the impression management tactics used by companies in annual and CSR reports, by showing the important role played by stance expressions in promoting a trustworthy corporate image. Further, the study increases our knowledge of the genres of annual and CSR reports by providing a systematic analysis of stance features, and by highlighting significant differences between these two core members of the family of business reporting genres. Finally, the study provides both linguists and business communication scholars with a robust descriptive basis for critically assessing financial and CSR reporting.

In conclusion, some limitations of the study should be noted. First, the analysis is restricted to grammatical markers of stance. Future work might consider extending the analysis to include lexical markers, and possibly multimodal aspects as well. Second, due to space limitations, the distribution of stance markers within and across texts, companies and industries has not been considered. This is, however, a potentially important aspect, which would add greater depth and precision to the analysis. Third, the analysis has focused on a relatively limited set of companies and economic sectors. Future studies could take into account additional organizations and industries to gain a more comprehensive and representative picture of the stance expressions and of the image-building strategies used in annual and CSR reports. Finally, the manual procedure for disambiguating stance constructions adopted here is very time consuming. Future studies should focus efforts on automatizing this process in order to expedite the analysis and improve the scalability of the method.

Acknowledgments

I wish to thank Carita Paradis (Lund University, Sweden) for her valuable advice and help in editing and proofreading the manuscript. I would also like to thank the Editorial Board of Applied Linguistics and three anonymous reviewers for their constructive and thought-provoking comments on earlier versions of the paper.

Supplementary Materials

Supplementary data related to this article can be found, in the online version, at URL.

Appendix 1. List of stance markers used for automatic retrieval (step 1 of the analysis).

Stance type	Construction type	Markers
Attitudinal stance	ability or willingness adjective + post-predicate complement clause	able, bound, committed, dedicated, determined, eager, unable, willing
	attitude adverb	alarmingly, amazingly, amusingly, annoyingly, ashamedly, astonishingly, conveniently, curiously, depressingly, disappointingly, disgustingly, disturbingly, embarrassedly, enchantingly, fortunately, frighteningly, funnily, happily, hopefully, impatiently, incredibly, inevitably, interestingly, ironically, luckily, mercifully, naturally, oddly, perplexingly, predictably, preferably, proudly, refreshingly, regretfully, regrettably, remarkably, rightly, sadly, shockingly, strangely, surprisingly, suspiciously, thankfully, tragically, unaccountably, understandably, unexpectedly, unfortunately, unhappily, unluckily, unnaturally
	attitude verb + post-predicate complement clause *	aggravates, agitates, alarms, amazes, amuses, annoys, astonishes, begrudge, bothers, confuses, deign, delights, despise, detest, disappoints, discourages, disgusts, dislike, dismays, distresses, disturbs, dread, embarrasses, enjoy, envy, fancy, fear, frightens, hate, hope, horrifies, interests, irritates, kills, like, loathe, love, overwhelms, pains, perplexes, perturbs, pleases, prefer, puzzles, refreshes, regret, relish, resent, rubs, saddens, scares, scorns, shocks, slays, surprises, thrills, troubles, upsets, worry
	desire/intention/decision verb + to-complement clause	aim, commit, crave, dedicate, intend, look, mean, necessitate, need, plan, require, seek, strive, want, wish, would like
	ease or difficulty adjective + to-complement clause	arduous, complex, complicated, demanding, difficult, easy, hard, impossible, impracticable, (not) possible, simple, straightforward, uncomplicated, undemanding

Epistemic stance	emotion/attitude adjective + post- predicate complement clause	afraid, alarmed, amazed, ashamed, concerned, delighted, depressed, disappointed, disgusted, dismayed, dissatisfied, distressed, disturbed, eager, embarrassed, enchanted, encouraged, fascinated, frightened, furious, glad, happy, hopeful, impatient, indignant, interested, irritated, jubilant, keen, mad, merciful, overjoyed, overwhelmed, perplexed, perturbed, pleased, proud, puzzled, regretful, relieved, sad, scared, shocked, surprised, thankful, unexpected, unfortunate, unhappy, worried
	evaluation adjective + post- predicate complement clause	alarming, amazing, amusing, annoying, appropriate, astonishing, bad, confusing, convenient, critical, crucial, delightful, disappointing, disgusting, distressing, disturbing, embarrassing, encouraging, essential, fascinating, fortunate, frightening, fundamental, funny, good, gratifying, helpful, horrible, imperative, important, improper, inappropriate, inconceivable, incredible, inevitable, interesting, interesting, ironic, irritating, key, lucky, necessary, nice, notable, noteworthy, odd, paramount, perplexing, pleasing, positive, predictable, preferable, puzzling, reasonable, regrettable, ridiculous, scary, significant, silly, strange, surprising, suspicious, terrible, tragic, unacceptable, understandable, unexpected, unfortunate, unnatural, unsettling, vital, worrisome, worrying
	certainty adjective + post-predicate complement clause	apparent, certain, clear, confident, convinced, definite, evident, impossible, inconceivable, incontestable, incontrovertible, indisputable, indubitable, irrefutable, manifest, not possible, obvious, patent, plain, positive, sure, true, unambiguous, unarguable, undeniable, undoubted, unmistakable, unquestionable, untrue, well-known
	likelihood adjective + post- predicate complement clause	alleged, arguable, conceivable, disputable, doubtful, dubious, imaginable, improbable, indefinite, likely, not certain, not clear, not sure, possible, presumable, probable, questionable, reputed, seeming, supposed, uncertain, unclear, unlikely, unsure
	certainty adverb	actually, admittedly, assuredly, avowedly, certainly, (in/with) certainty, clearly, (of) course, decidedly, definitely, (without) doubt, doubtlessly, evidently, (in) fact, incontrovertibly, indeed, indisputably, irrefutably, manifestly, obviously, patently, plainly, (in) reality, surely, unambiguously, unarguably, undeniably, unequivocally, unquestionably, veritably
	likelihood adverb	allegedly, apparently, arguably, conceivably, formally, hypothetically, ideally, likely, maybe, officially, ostensibly, outwardly, perchance, perhaps, possibly, potentially, presumably, purportedly, reportedly, reputedly, seemingly, superficially, supposedly, technically, theoretically, unlikely
	certainty noun + <i>that</i> -complement clause	certainty, conclusion, conviction, deduction, fact, finding, indication, judgment, knowledge, no doubt, observation, prediction, proof, resolution, sign
	likelihood noun + <i>that</i> -complement	assumption, belief, claim, doubt, estimate, feeling, guess, hypothesis,

	clause	inference, probability, speculation, suspect, thought, view
	certainty verb + post-predicate complement clause	anticipate, ascertain, calculate, conclude, confirm, corroborate, deduce, demonstrate, determine, discern, establish, find, know, note, perceive, project, prove, ratified, realize, show, signify, understand, verify
	likelihood verb + post-predicate complement clause	appear, assume, believe, conjecture, consider, disbelieve, doubt, estimate, expect, feel, gather, guess, hypothesise, hypothesize, imagine, indicate, infer, postulate, presume, reckon, seem, sense, speculate, suggest, suppose, suspect, think
Modality	permission/possibility/ability modal	can, could, may, might
	necessity/obligation modal	must, should
	volition/prediction modal	shall, will, would

* The verbs reported in the third person were considered as stance markers only when appearing in the construction “it (ADV) ____ that/to”. Conversely, for the verbs reported in the base form, all inflected forms were considered.

References

- Anderson, C. J. and G. Imperia. 1992. 'The corporate annual report: a photo analysis of male and female portrayals', *Journal of Business Communication* 29/2: 113-128.
- Anthony, L. (2012). Antconc (version 3.2.4) [computer software]. Tokyo, Japan: Waseda University. Available from <http://www.antlab.sci.waseda.ac.jp/> [Last accessed: 20 May 2016]
- Bachmann, P., and D. Ingenhoff. In press. 'Legitimacy through CSR disclosures? The advantage outweighs the disadvantages', *Public Relations Review* 42/3: 386–394.
- Beattie, V., A. Dhanani, and M. Jones. 2008. 'Investigating presentational change in U.K. annual reports. A longitudinal perspective', *Journal of Business Communication* 45/2: 181-222.
- Bebbington, J., C. Larrinaga, and J. Moneva. 2008. 'Corporate social reporting and reputation risk management', *Accounting, Auditing & Accountability Journal* 21/3: 337-361.
- Bednarek, M. 2015. "'What we contrarians already know": individual and communal aspects of attitudinal identity' in N. Groom, M. Charles, and J. Suganthi (eds): *Corpora, Grammar and Discourse: In Honour of Susan Hunston*. John Benjamins, pp. 257-282.
- Bhatia, V. 2004. *Worlds of Written Discourse: A Genre-based View*. Continuum.
- Biber, D. 2004. 'Historical patterns for the grammatical marking of stance: a cross-register comparison', *Journal of Historical Pragmatics* 5/1: 107-136.
- Biber, D. 2006a. 'Stance in spoken and written university registers', *Journal of English for Academic Purposes* 5/2: 97-116.
- Biber, D. 2006b. *University Language: A Corpus-based Study of Spoken and Written Registers*. John Benjamins.
- Biber, D. and E. Finegan. 1988. 'Adverbial stance types in English', *Discourse processes* 11/1: 1-34.
- Biber, D. and E. Finegan. 1989. 'Styles of stance in English: Lexical and grammatical marking of evidentiality and affect', *Text & Talk* 9/1: 93-124.
- Biber, D., S. Johansson, G. Leech, S. Conrad, and E. Finegan. 1999. *Longman Grammar of Spoken and Written English*. Pearson Education Limited.
- Bondi, M. 2016. 'The future in reports: prediction, commitment and legitimization in

- CSR', *Pragmatics and Society* 7/1: 57-81.
- Breeze, R. 2012. 'Legitimation in corporate discourse: oil corporations after Deepwater Horizon', *Discourse & Society* 23/1: 3-18.
- Breeze, R. 2013. *Corporate Discourse*. Bloomsbury.
- Buhr, N. and S. Reiter. 2006. 'Ideology, the environment and one world view: a discourse analysis of Noranda's environmental and sustainable development reports' in M. Freedman and B. Jaggi (eds): *Advances in Environmental Accounting & Management* (vol. 3). Emerald Group Publishing Limited, pp. 1-48.
- Carroll, A. B. 1999. 'Corporate social responsibility. Evolution of a definitional construct', *Business & Society* 38/3: 268-295.
- Catenaccio, P. 2011. 'Social and environmental reports: a diachronic perspective on an emerging genre' in G. Grazone M. and Gotti (eds): *Discourse, Communication and the Enterprise: Genres and Trends*. Peter Lang, pp. 169-191.
- Chafe, W. and J. Nichols. 1986. *Evidentiality: The Linguistic Coding of Epistemology*. Ablex Publishing Corporation.
- Conrad, S. and D. Biber. 2000. 'Adverbial marking of stance in speech and writing' in S. Hunston and G. Thompson (eds): *Evaluation in Text: Authorial Stance and the Construction of Discourse*. Oxford University Press, pp. 56-73.
- Dahlsrud, A. 2006. 'How corporate social responsibility is defined: an analysis of 37 definitions', *Corporate Social Responsibility and Environmental Management* 15/1: 1-13.
- David, C. 2001. 'Mythmaking in annual reports', *Journal of Business and Technical Communication* 15/2: 195-222.
- Deegan, C. 2014. 'An overview of legitimacy theory as applied within the social and environmental accounting literature' in J. Bebbington, J. Unerman, and B. O'Dwyer (eds): *Sustainability Accounting and Accountability (Second Edition)*. Routledge, pp. 248-272.
- Ditlev-Simonsen, C. D. and S. Wenstøp. 2012. 'Companies' ethical commitment: an analysis of the rhetoric in CSR reports', *Issues in Social and Environmental Accounting* 5/1-2: 65-81.
- Ditlevsen, M. G. 2012a. 'Revealing corporate identities in annual reports', *Corporate Communications: An International Journal* 17/3: 379-403.
- Ditlevsen, M. G. 2012b. 'Telling the story of Danisco's annual reports (1935 through

- 2007-2008) from a communicative perspective', *Journal of Business and Technical Communication* 26/1: 92-115.
- Dowling, J. and J. Pfeffer. 1975. 'Organizational legitimacy: social values and organizational behavior', *Pacific Sociological Review* 18/1: 122-136.
- Englebretson, R. 2007. *Stancetaking in Discourse: Subjectivity, Evaluation, Interaction*. John Benjamins.
- European Commission. 2001. *Green paper. Promoting a European framework for corporate social responsibility*. Available from http://europa.eu/rapid/press-release_DOC-01-9_en.pdf [Last accessed: 20 May 2016]
- Favotto, A., K. Kollman, and P. Bernhagen. 2016. 'Engaging firms: the global organisational field for corporate social responsibility and national varieties of capitalism', *Policy and Society* 35/1: 13-27.
- Fetzer, A. 2008. "'And I think that is a very straightforward way of dealing with it": the communicative function of cognitive verbs in political discourse', *Journal of Language and Social Psychology* 27/4: 384-396.
- Filimon, A. I. 2009. 'Kyosei—an example of cultural keyword argumentatively exploited in corporate reporting discourse', *Studies in Communication Sciences* 9/2: 131-152.
- Fombrun, C. 1996. *Reputation: Realizing Value from the Corporate Image*. Harvard Business School Press.
- Freeman, R. E. 1984. *Strategic Management: A Stakeholder Perspective*. Pitman.
- Friedman, A. L. and S. Miles. 2006. *Stakeholders: Theory and Practice*. Oxford University Press.
- Fuoli, M. 2012. 'Assessing social responsibility: A quantitative analysis of Appraisal in BP's and IKEA's social reports', *Discourse & Communication* 6/1: 55-81.
- Fuoli, M., and C. Hommerberg. 2015. 'Optimizing transparency, reliability and replicability: annotation principles and inter-coder agreement in the quantification of evaluative expressions', *Corpora* 10/3: 315-349.
- Fuoli, M., and C. Paradis. 2014. 'A model of trust-repair discourse', *Journal of Pragmatics* 74: 52-69.
- Garzone, G. 2004. 'Annual company reports and CEO's letters: discursual features and cultural markedness' in C. Candlin and M. Gotti (eds): *Intercultural Aspects of Specialized Communication*. Peter Lang, pp. 311-343.
- Garzone, G. 2005. 'Letters to shareholders and chairman's statements: textual variability

- and generic integrity' in P. Gillaerts and M. Gotti (eds): *Genre Variation in Business Letters*. Peter Lang, pp. 179-204.
- Goletani, L. 2011. 'Gazprom's environmental report: peculiarities of an emerging genre', in G. Grazone and M. Gotti (eds): *Discourse, Communication and the Enterprise: Genres and Trends*. Peter Lang, pp. 255-277.
- Gray, R., M. Javad, D. Power, and C. Sinclair. 2001. 'Social and environmental disclosure and corporate characteristics: a research note and extension', *Journal of Business Finance & Accounting* 28/3-4: 327-356.
- Gray, R., D. Owen, and C. Adams. 1996. *Accounting and Accountability: Changes and Challenges in Corporate Social and Environmental Reporting*. Prentice Hall.
- Hallahan, K., D. Holtzhausen, B. Van Ruler, D. Verčič, and K. Sriramesh. 2007. 'Defining strategic communication', *International Journal of Strategic Communication* 1/1: 3-35.
- Hart, C. 2014. *Discourse, Grammar and Ideology: Functional and Cognitive Perspectives*. Bloomsbury.
- Hooghiemstra, R. 2000. 'Corporate communication and impression management—new perspectives why companies engage in corporate social reporting', *Journal of Business Ethics* 27/1-2: 55-68.
- Hunston, S. and G. Thompson. 2000. *Evaluation in Text: Authorial Stance and the Construction of Discourse*. Oxford University Press.
- Hyland, K. 1996. 'Writing without conviction? Hedging in science research articles', *Applied Linguistics* 17/4: 433-454.
- Hyland, K. 1998. 'Exploring corporate rhetoric: Metadiscourse in the CEO's letter', *Journal of Business Communication* 35/2: 224-244.
- Jaworska, S., and Nanda, A. In press. 'Doing Well by Talking Good: A Topic Modelling-Assisted Discourse Study of Corporate Social Responsibility', *Applied Linguistics*, amw014.
- Johansen, T. S., and A. Ellerup Nielsen. 2011. 'Strategic stakeholder dialogues: a discursive perspective on relationship building', *Corporate Communications: An International Journal* 16/3: 204-217.
- Koller, V. 2009. 'Corporate self-presentation and self-centredness: a case for cognitive critical discourse analysis' in H. Pishwa (ed.): *Language and Social Cognition: Expression of the Social Mind*. De Gruyter, pp. 267-287.

- KPMG. 2013. *International Survey of Corporate Sustainability Reporting*. Available from <http://www.kpmg.com/> [Last accessed: 20 May 2016].
- Laine, M. 2005. 'Meanings of the term 'sustainable development' in Finnish corporate disclosures', *Accounting Forum* 29/4: 395-413.
- Lischinsky, A. 2011. 'In times of crisis: a corpus approach to the construction of the global financial crisis in annual reports', *Critical Discourse Studies* 8/3: 153-168.
- Livesey, S. and K. Kearins. 2002. 'Transparent and caring corporations? A study of sustainability reports by the Body Shop and Royal Dutch/Shell' *Organization & Environment* 15/3: 233-258.
- Malavasi, D. 2010. 'The multifaceted nature of banks annual reports as informative, promotional and corporate communication practices' in P. Evangelisti Allori and G. Garzone (eds): *Discourse, Identities and Genres in Corporate Communication*. Peter Lang, pp. 211-233.
- Malavasi, D. 2011. 'Doing well by doing good: a comparative analysis of Nokia's and Ericsson's corporate social responsibility reports' in G. Grazzone and M. Gotti (eds): *Discourse, Communication and the Enterprise: Genres and Trends*. Peter Lang, pp. 193-212.
- Martin, J. and P. White. 2005. *The Language of Evaluation: Appraisal in English*. Palgrave Macmillan.
- McWilliams, A., D. S. Siegel, and P. M. Wright. 2006. 'Corporate social responsibility: strategic implications', *Journal of Management Studies* 43/1: 1-18.
- Merkel-Davies, D. M. and N. M. Brennan. 2007. 'Discretionary disclosure strategies in corporate narratives: incremental information or impression management?', *Journal of Accounting Literature* 26: 116-196.
- Milne, M., K. Kearins, and S. Walton. 2005. 'Playing with magic lanterns: the New Zealand Business Council for Sustainable Development and corporate triple bottom line reporting' in *Proceedings of 4 APIRA Conference*, Singapore, July 4-6. Available from <https://ourarchive.otago.ac.nz/handle/10523/1556> [Last accessed: 20 May 2016]
- Milne, M., H. Tregidga, and S. Walton. 2009. 'Words not actions! The ideological role of sustainable development reporting', *Accounting, Auditing & Accountability Journal* 22/8: 1211-1257.
- Neu, D., H. Warsame, and K. Pedwell. 1998. 'Managing public impressions:

- environmental disclosures in annual reports', *Accounting, Organizations and Society* 23/3: 265-282.
- O'Donovan, G. 2002. 'Environmental disclosures in the annual report: extending the applicability and predictive power of legitimacy theory', *Accounting, Auditing & Accountability Journal* 15/3: 344-371.
- Ochs, E. and B. Schiefelin. 1989. 'Language has a heart', *Text & Talk* 9/1: 7-26.
- Palmer, F. 2001. *Mood and modality*. Cambridge University Press.
- Pirson, M. and D. Malhotra. 2011. 'Foundations of organizational trust: what matters to different stakeholders?', *Organization Science* 22/4: 1087-1104.
- Rayson, P. and Garside, R. 2000. 'Comparing corpora using frequency profiling' in *Proceedings of the workshop on Comparing Corpora*, held in conjunction with the 38th annual meeting of the Association for Computational Linguistics, 1-8 October 2000, Hong Kong, pp. 1-6. Available from <http://ucrel.lancs.ac.uk/llwizard.html> [Last accessed: 20 May 2016]
- Rutherford, B. A. 2005. 'Genre analysis of corporate annual report narratives a corpus linguistics-based approach', *Journal of Business Communication* 42/4: 349-378.
- Skarmeas, D. and C. N. Leonidou. 2013. 'When consumers doubt, watch out! The role of CSR skepticism', *Journal of Business Research* 66/10: 1831-1838.
- Skulstad, A. 2002. *Established and emerging business genres*. Norwegian Academic Press.
- Skulstad, A. 2008. 'Creating a "green" image in the public sphere: corporate environmental reports in a genre perspective' in R. Wodak and V. Koller (eds): *Handbook of Communication in the Public Sphere*. De Gruyter, pp. 181-201.
- Thompson, G. and S. Hunston. 2000. 'Evaluation: an introduction' in S. Hunston and G. Thompson (eds): *Evaluation in Text: Authorial Stance and the Construction of Discourse*. Oxford University Press, pp. 1-27.
- Turker, D. 2009. 'Measuring corporate social responsibility: a scale development study', *Journal of Business Ethics* 85/4: 411-427.
- Riel, C. V. 1995. *Principles of Corporate Communication*. Prentice Hall.
- Walker, K. 2010. 'A systematic review of the corporate reputation literature: definition, measurement, and theory', *Corporate Reputation Review* 12/4: 357-387.
- Westcott Alessandri, S. 2001. 'Modeling corporate identity: a concept explication and theoretical explanation', *Corporate Communications: An International*

Journal 6/4: 173-182.

Table 1: List of stance constructions included in the analysis

Stance type	Construction type	Illustrative corpus example *	Source
Attitudinal stance	ability or willingness adjective + complement clause †	We are determined [to continue providing leadership within our sphere of influence].	Neslté 2011 CSR rep.
	attitude adverb	Amazingly , [covered bonds in Europe count as 100% liquid assets...].	JP Morgan 2011 annual rep.
	attitude verb + complement clause †‡	I regret [that six people died working for Shell in 2011].	Shell 2011 annual rep.
	desire/intention/decision verb + <i>to</i> -complement clause	Merck wants [to offer its talented employees the opportunity to have an interesting career].	Merck 2011 CSR rep.
	ease or difficulty adjective + <i>to</i> -complement clause §	It is inherently difficult [to predict the outcome of the regulatory proceedings involving our businesses].	HSBC 2011 annual rep.
	emotion/attitude adjective + complement clause †‡	I am happy [to report that we also made major strides in those aspects of our strategy in 2011...].	Shell 2011 annual rep.
	evaluation adjective + complement clause †‡§	It is essential [that we meet consistently high ethical and quality standards for research and development in all parts of our business...].	GSK 2011 CSR rep.
Epistemic stance	certainty/likelihood adjective + complement clause †‡§	With stronger capital, liquidity and reserves, we are confident [that we will continue to succeed in the ever-changing global business environment].	Bank of America 2011 CSR rep.
	certainty/likelihood adverb	Real estate was not the only culprit in the recent crisis, but [it certainly was at the eye of the storm].	JP Morgan 2011 annual rep.
	certainty/likelihood noun + <i>that</i> -complement clause	It remains our strong belief [that operating in a responsible and ethical way is essential for the success of GSK].	GSK 2011 annual rep.
	certainty/likelihood verb + complement clause †‡	Our analysis suggests [biofuels could make up as much as 23% of global incremental demand for transport fuels over the period 2010-2030].	BP 2011 CSR rep.
Modality	permission/possibility/ability modal	A bigger challenge may [be convincing women that they need to be concerned about heart health issues].	Abbott 2011 CSR rep.
	necessity/obligation modal	These suppliers must [comply with the expectations and standards of our code...].	Kellogg 2011 CSR rep.
	volition/prediction modal	We will [source all sunflower oil sustainably by 2020].	Unilever 2011 CSR rep.

* The stance marker is highlighted in bold and the proposition over which it takes scope is enclosed within square brackets.

† Only complement clauses occurring in post-predicate position were taken into account. All possible structural types of complement clause were considered, i.e. *that*-clauses, *wh*-clauses, infinitive clauses and *ing*-clauses (see Biber et al., 1999: Chapter 9).

‡ Instances where the complementizer that was omitted were also considered (see Biber et al., 1999: 680-683).

§ Extraposed constructions were also considered (see e.g. Biber et al., 1999: 660).

Table 2: Overview of the corpus

Total number of reports		32 (16 annual reports; 16 CSR reports)
Total corpus size		2,433,956
Size of subcorpora	ACR	1,828,029
	CSR	605,927
Mean report size	ACR	114,251.8
	CSR	37,870.4
Sectors and companies	Financial services	JP Morgan Chase HSBC Wells Fargo Bank of America
	Oil and gas	Exxon Mobil Royal Dutch Shell Chevron BP
	Pharmaceuticals	Johnson & Johnson Merck GlaxoSmithKline Abbott Laboratories
	Food processing	Neslté Unilever General Mills Kellogg

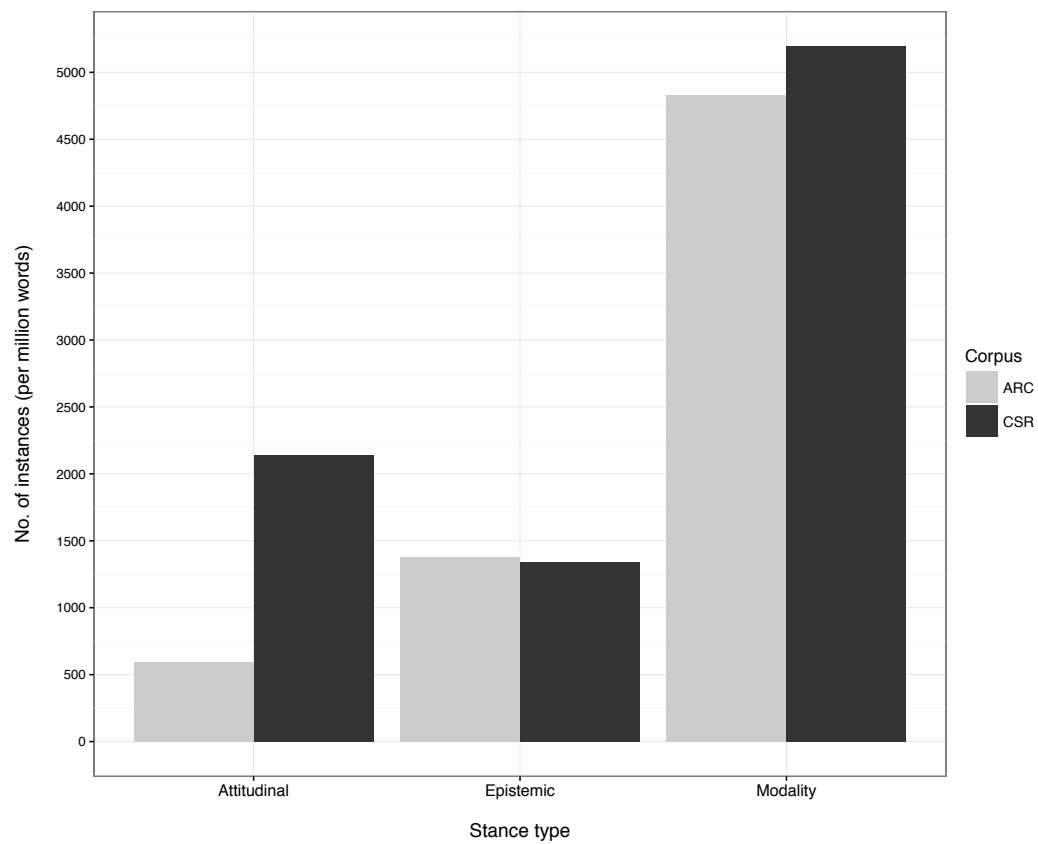


Figure 1: Distribution of stance types across corpora

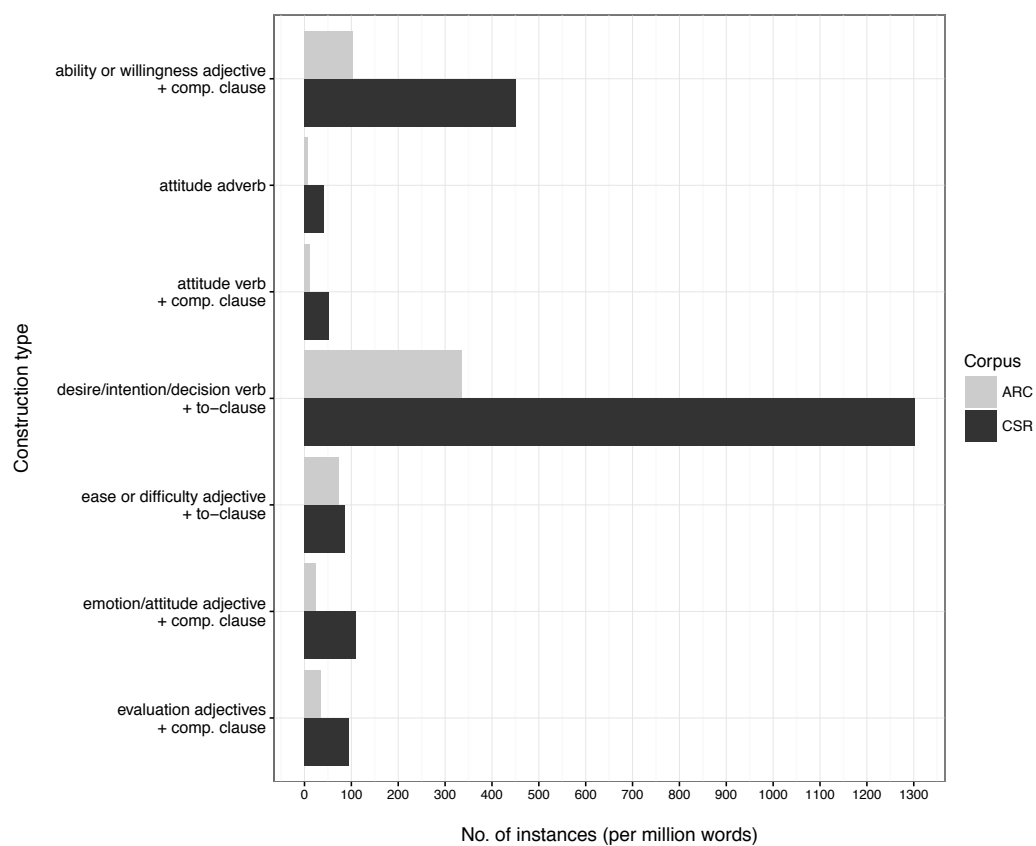


Figure 2: Distribution of attitudinal stance constructions

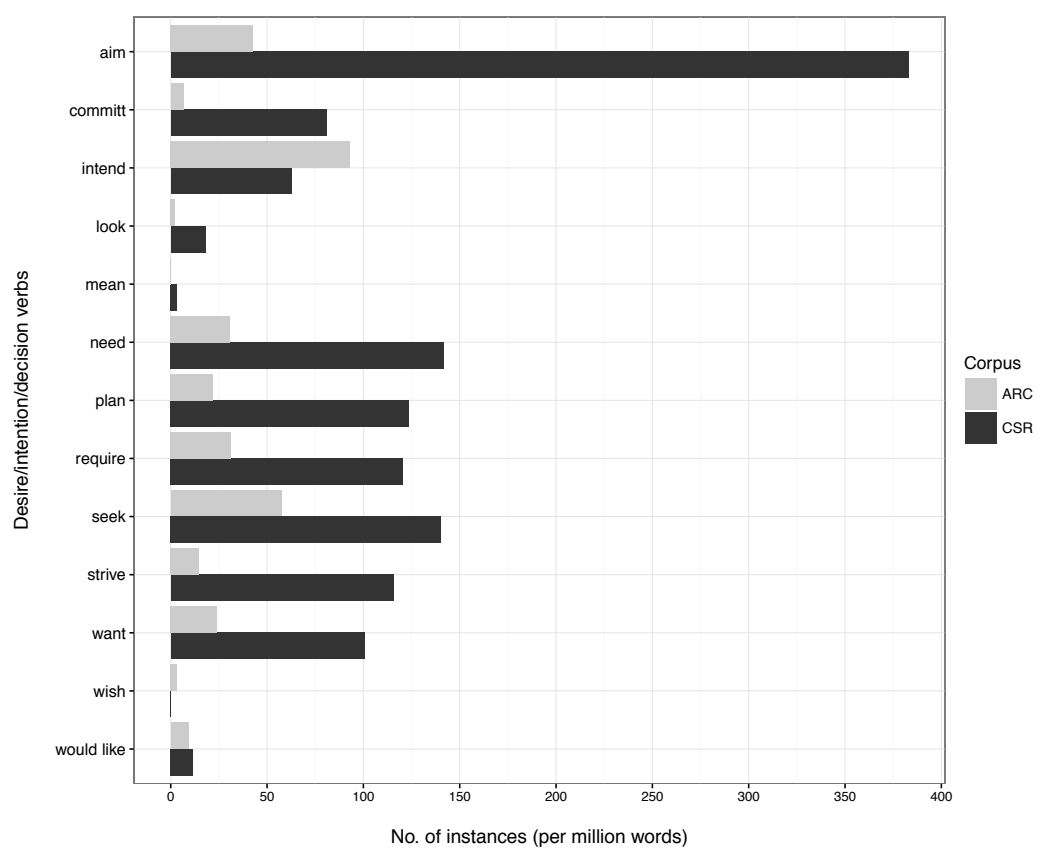


Figure 3: Distribution of desire/intention/decision verbs

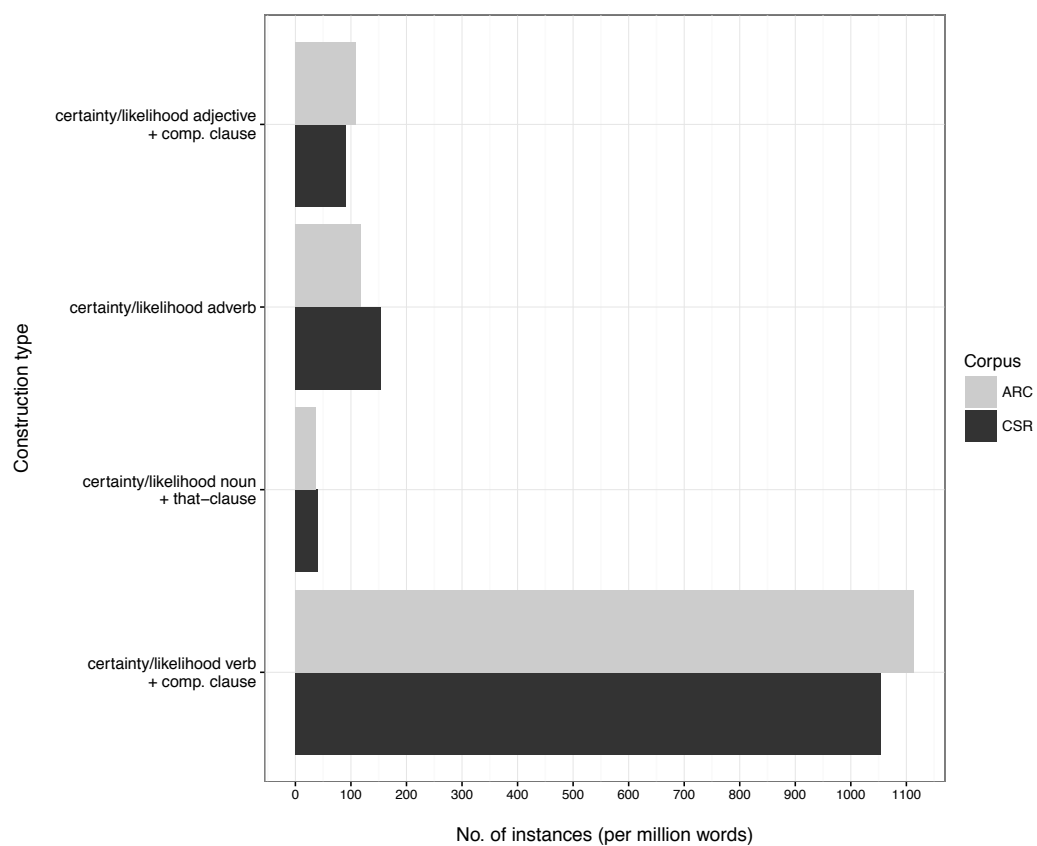


Figure 4: Distribution of epistemic stance constructions

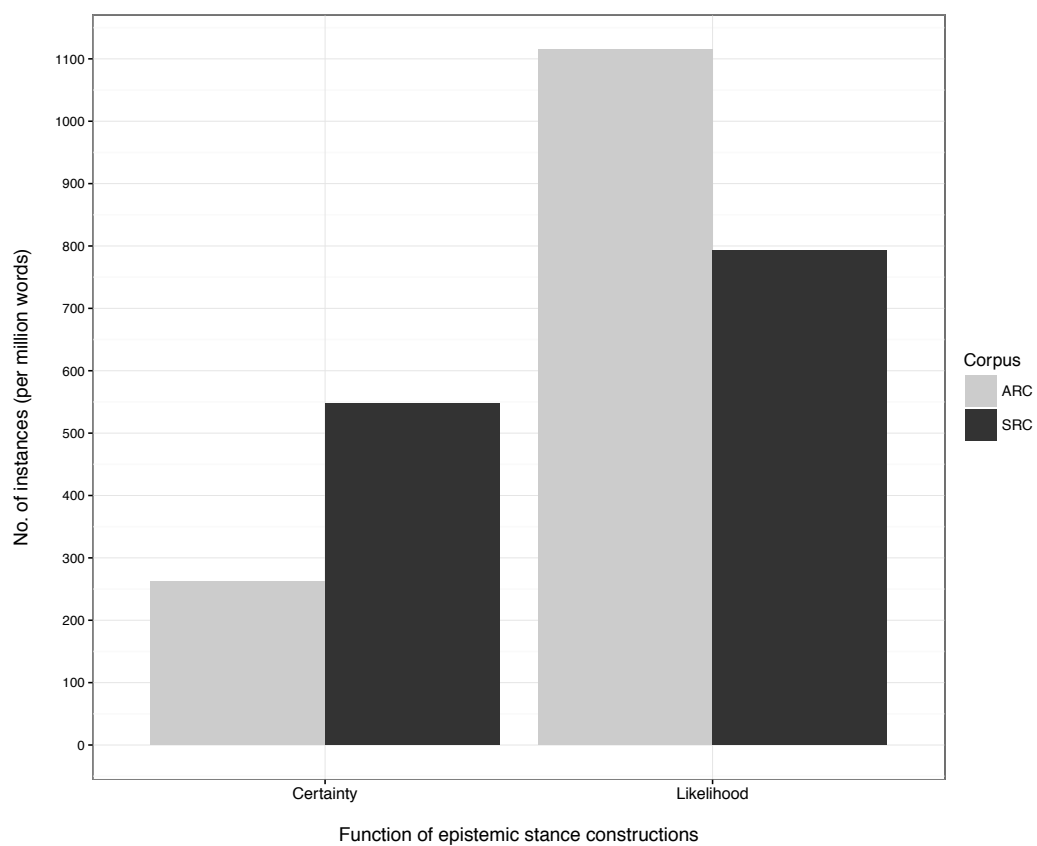


Figure 5: Distribution of certainty and likelihood constructions

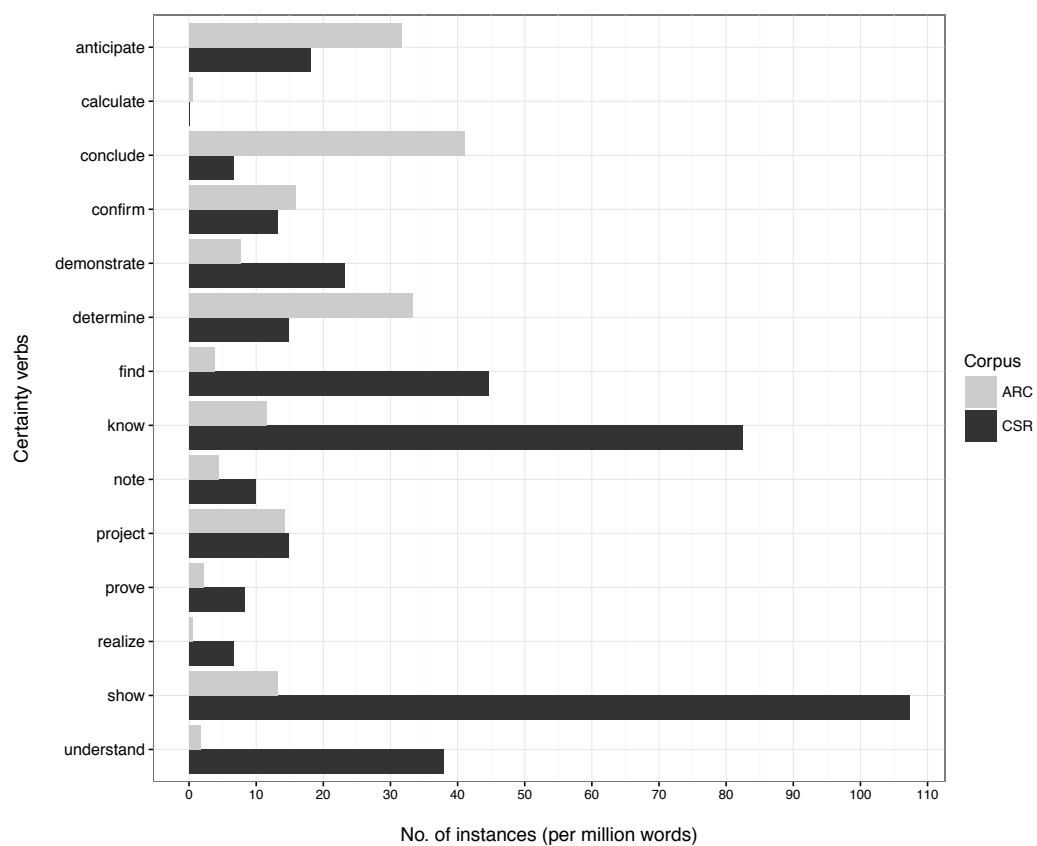


Figure 6: Distribution of certainty verbs controlling a complement clause

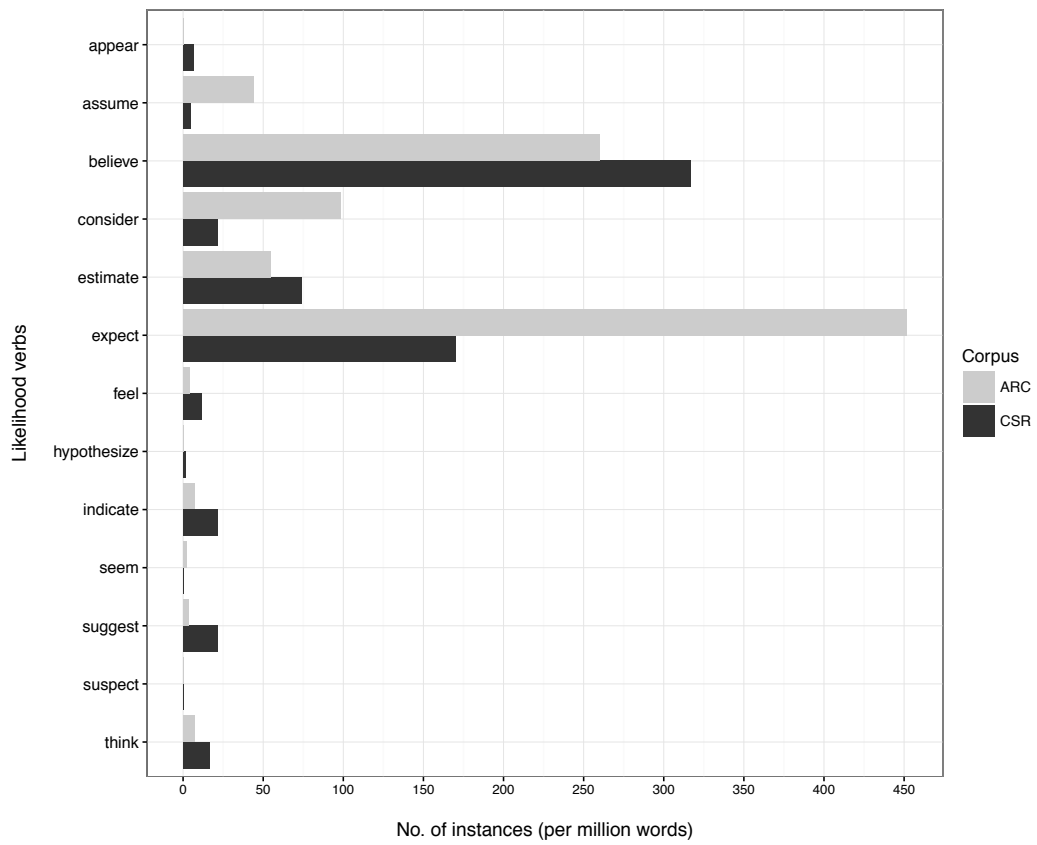


Figure 7: Distribution of likelihood verbs

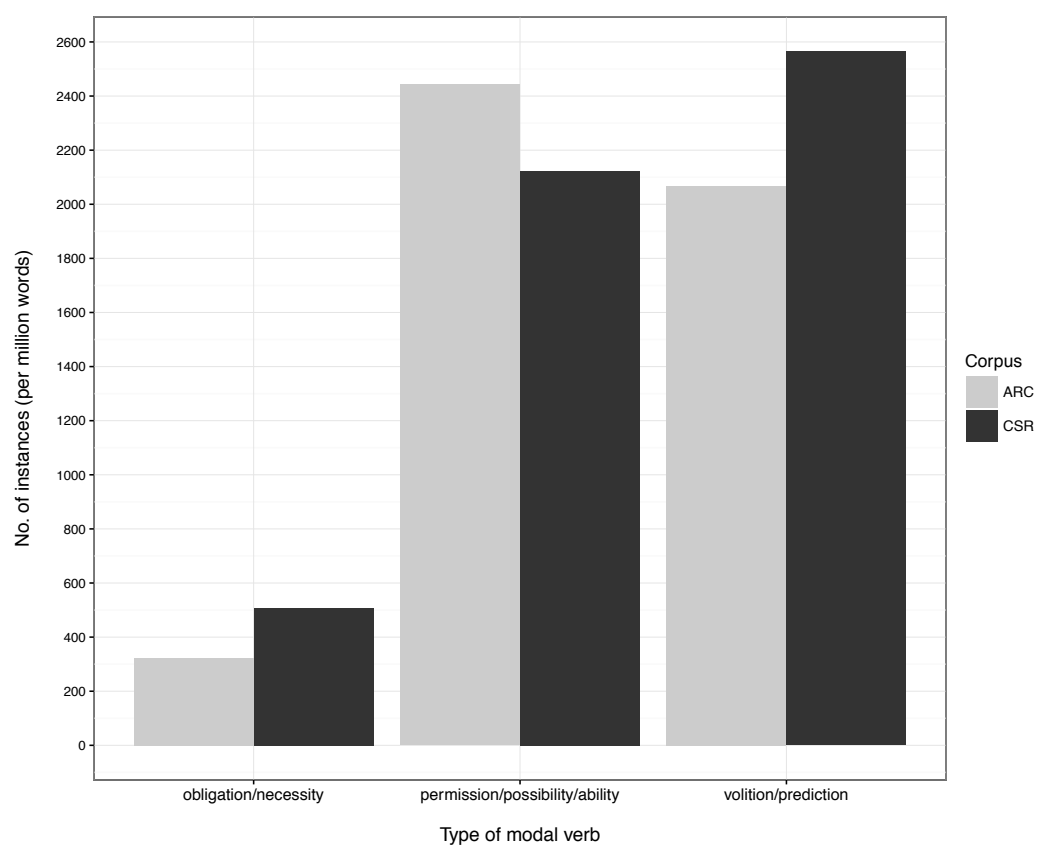


Figure 8: Distribution of modal constructions

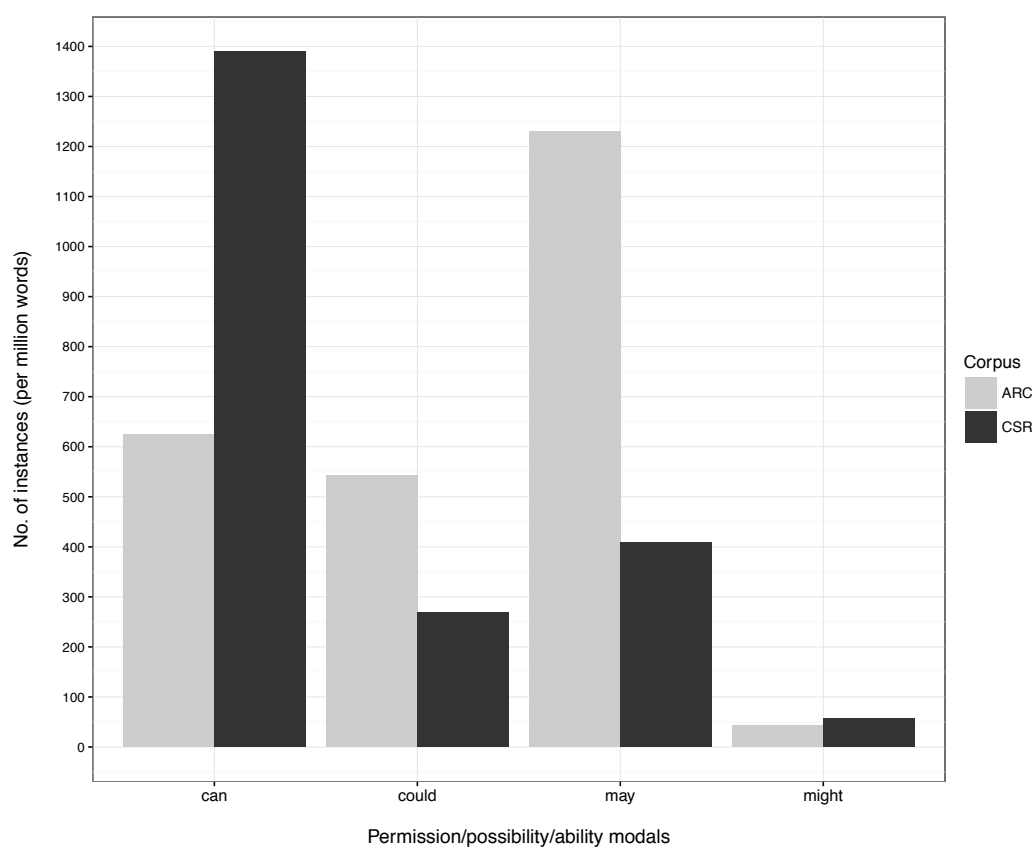


Figure 9: Distribution of permission/possibility/ability modals

Table 3: Verbal collocates of *may*

ARC		CSR	
Collocate	T-score	Collocate	T-score
be	25.19	be	7.98
have	8.88	have	3.29
include	8.54	affect	2.98
result	7.90	differ	2.64
require	6.37	result	2.41
differ	6.12	include	2.36
become	5.93	contact	2.21
affect	5.53	exist	1.99
vary	5.52	occur	1.99
change	4.92	lead	1.96

Table 4: Verbal collocates of *can*

ARC		CSR	
Collocate	T-score	Collocate	T-score
be	21.99	be	12.86
vary	3.97	help	6.41
do	3.85	make	4.97
affect	3.79	have	4.89
have	3.41	read	4.86
help	3.41	do	4.09
make	3.19	play	3.83
provide	3.14	contribute	3.83
take	2.92	take	3.53
include	2.84	provide	3.35

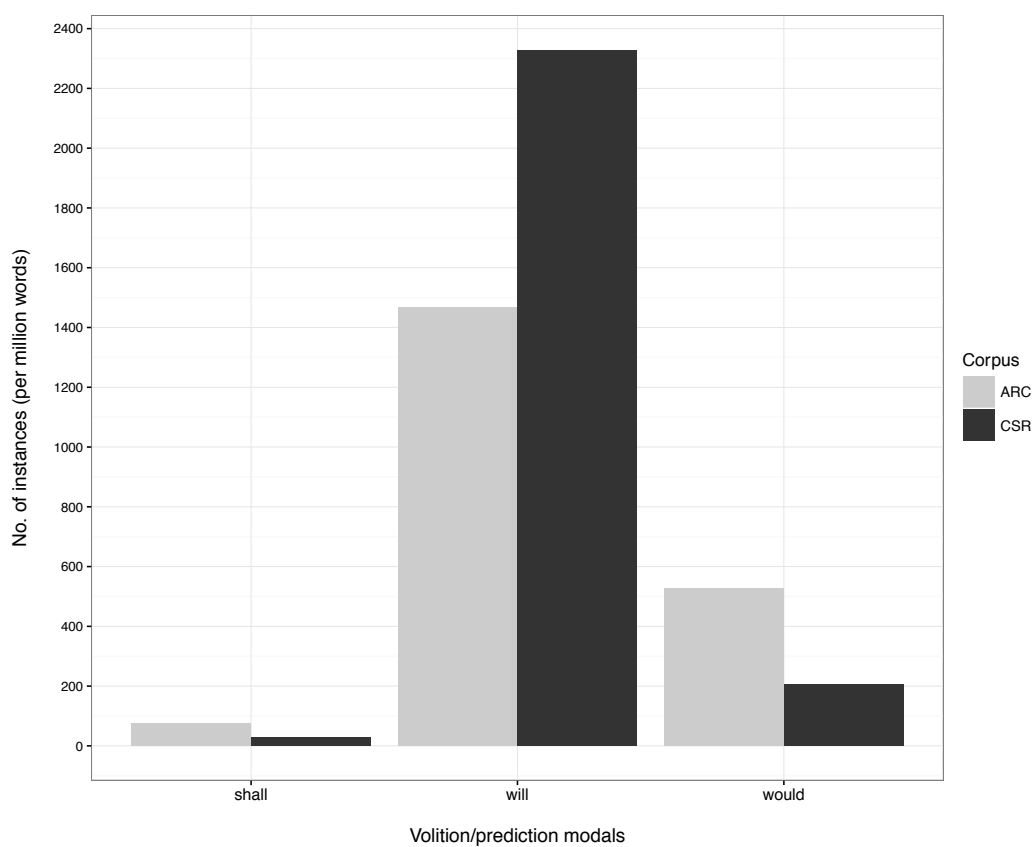


Figure 10: Distribution of volition/prediction modals

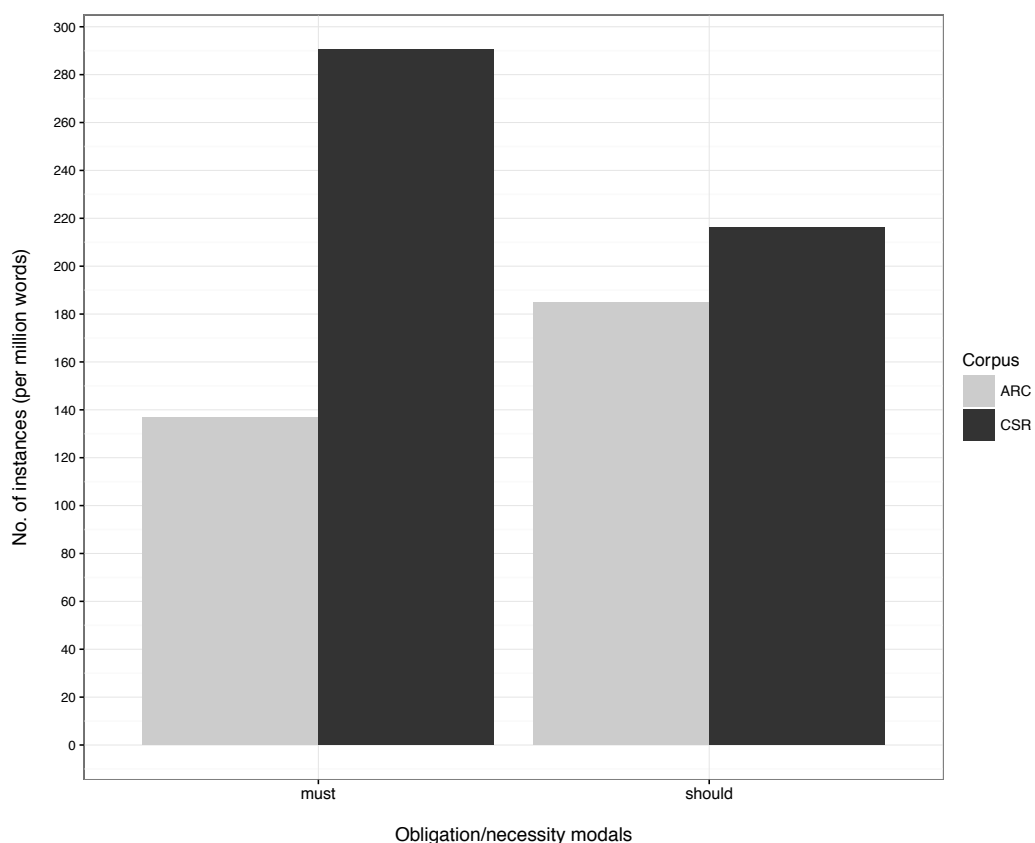


Figure 11: Distribution of obligation/necessity modals

Table 5: Verbal collocates of *must*

ARC		CSR	
Collocate	T-score	Collocate	T-score
be	10.16	be	7.01
have	3.42	meet	2.60
meet	2.42	follow	2.44
prove	1.99	provide	2.15
develop	1.98	continue	1.93
make	1.95	work	1.81
provide	1.93	adhere	1.72
maintain	1.71	complete	1.72
manage	1.69	comply	1.71
state	1.68	create	1.69

Table 6: Summary of main findings

ARC		CSR	
identity-building strategy	textual evidence	identity-building strategy	textual evidence
display emotionally-detached, objective attitude	relatively infrequent attitudinal stance expressions	highlight the ‘human side’ of the corporation	frequent attitudinal stance expressions
display rationality and definite commitment to goals	relatively frequent use of the verb <i>intend</i>	display firm and genuine commitment to corporate social responsibility; project integrity	frequent expressions of intentions and desires
display cautious and responsible attitude	frequent use of likelihood epistemic stance markers	display confident attitude in the face of potential skepticism	frequent use of certainty epistemic stance markers
project readiness and competence	frequent use of <i>anticipate</i> and <i>expect</i> to discuss future scenarios; frequent use of likelihood verb <i>believe</i> to carefully assess organizational strengths and risks, and to justify operational and strategic decisions	display heartfelt commitment to CSR; project integrity	frequent use of likelihood verb <i>believe</i> to present the company’s values
display cautious and responsible attitude; project readiness	frequent use of modals <i>may</i> and <i>could</i> to discuss future scenarios	provide empirical evidence for commitment to CSR	frequent use of certainty verbs <i>show</i> and <i>find</i>
		display receptive and sympathetic attitude; project benevolence	frequent use of certainty verbs <i>know</i> and <i>understand</i> as perspective-taking predicates
		highlight company’s positive contribution to environmental and social progress; project integrity	frequent use of modal <i>can</i> accompanied by positively connoted verbs
		portray the company as attentive supervisor; project integrity	frequent use of modal <i>must</i>