

















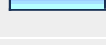








Forskare och OA - minienkät på universitetet

1. Vilken är din högsta utbildning?			
		Response Percent	Response Count
Gymnasieskola		7.4%	8
Kandidat- eller magisterexamen		41.7%	45
Licentiat		5.6%	6
Doktor		19.4%	21
Docent		25.9%	28
		answered question	108
		skipped question	1

2. När avslutade du din utbildning?			
		Response Percent	Response Count
1950		0.9%	1
1951		0.0%	0
1952		0.9%	1
1953		0.0%	0
1954		0.0%	0
1955		0.0%	0
1956		0.0%	0
1957		0.0%	0
1958		0.0%	0
1959		0.0%	0
1960		0.0%	0
1961		0.9%	1
1962		0.0%	0
1963		0.0%	0

1964		0.0%	0
1965		0.0%	0
1966		0.0%	0
1967	▮	0.9%	1
1968		0.0%	0
1969		0.0%	0
1970		0.0%	0
1971		0.0%	0
1972	▮	0.9%	1
1973		0.0%	0
1974		0.0%	0
1975	▮	0.9%	1
1976		0.0%	0
1977	▮	0.9%	1
1978		0.0%	0
1979		0.0%	0
1980		0.0%	0
1981		0.0%	0
1982	▮	0.9%	1
1983	▮	0.9%	1
1984	▮	0.9%	1
1985	▮	0.9%	1
1986	▮	0.9%	1
1987	▨	3.7%	4
1988		0.0%	0
1989	▨	2.8%	3
1990	▨	1.9%	2
1991	▨	1.9%	2

1992		1.9%	2
1993		1.9%	2
1994		1.9%	2
1995		0.9%	1
1996		0.9%	1
1997		0.9%	1
1998		2.8%	3
1999		1.9%	2
2000		5.6%	6
2001		4.6%	5
2002		10.2%	11
2003		11.1%	12
2004		5.6%	6
2005		7.4%	8
2006		7.4%	8
2007		4.6%	5
2008		9.3%	10
		<i>answered question</i>	108
		<i>skipped question</i>	1






3. Vilket verksamhetsområde tillhör du?

		Response Percent	Response Count
Medicin		11.1%	12
Naturvetenskap		25.0%	27
Samhällsvetenskap		21.3%	23
Teknik		14.8%	16
Ekonomi		3.7%	4
Humaniora		14.8%	16
Konstnärligt utvecklingsarbete		1.9%	2
Utbildningsvetenskap		0.0%	0
Annat		7.4%	8
		answered question	108
		skipped question	1







4. Vilken är din huvudsakliga anställning?



		Response Percent	Response Count
Forskare/lärare		62.0%	67
TA-personal		3.7%	4
Bibliotekarie		13.9%	15
Annan		20.4%	22
		answered question	108
		skipped question	1








5. Hur ofta läser du vetenskapliga tidskrifter med originalartiklar i din nuvarande tjänst?

		Response Percent	Response Count
Varje dag		38.1%	37
Varje vecka		37.1%	36
Någon gång i månaden		16.5%	16
Någon gång per år		1.0%	1
Mera sällan		7.2%	7
		answered question	97
		skipped question	12

6. Hur ofta publicerar du, i din nuvarande tjänst, artiklar i vetenskapliga tidskrifter, delförfattarskap inräknat?

		Response Percent	Response Count
Mer än 6 artiklar per år		10.3%	10
4-6 artiklar per år		10.3%	10
1-3 artiklar per år		39.2%	38
En artikel vartannat år		17.5%	17
Mera sällan		9.3%	9
Aldrig		13.4%	13
		answered question	97
		skipped question	12

7. Känner du till konceptet Open Access inom vetenskaplig kommunikation?			
		Response Percent	Response Count
Ja		81.4%	70
Nej		18.6%	16
<i>answered question</i>			86
<i>skipped question</i>			23

8. Om ja, har du...			
		Response Percent	Response Count
Lagt märke till Open Access-tidskrifter		82.4%	56
Läst Open Access-tidskrifter på nätet		79.4%	54
Sökt information via öppna arkiv		50.0%	34
Publicerat i en Open access-tidskrift		16.2%	11
Lagt ut en publikation i ett öppet arkiv		14.7%	10
Deltagit i en presentation om Open Access från biblioteket		11.8%	8
Annat sätt (specificera):		5.9%	4
<i>answered question</i>			68
<i>skipped question</i>			41

9. För att delta i utlottningen av 2 biobiljetter, var vänlig fyll i din e-postadress:		Response Count
		63
<i>answered question</i>		63
<i>skipped question</i>		46