



# LUND UNIVERSITY

## Cardiovascular Regulation During Social Stress Induction - Sympathetic and Vagal Reactivity Co-vary Positively With Experienced State Anxiety

Jönsson, Peter H; Wallergård, Mattias; Österberg, Kai; Johansson, Gerd; Karlson, Björn

2009

[Link to publication](#)

### *Citation for published version (APA):*

Jönsson, P. H., Wallergård, M., Österberg, K., Johansson, G., & Karlson, B. (2009). *Cardiovascular Regulation During Social Stress Induction - Sympathetic and Vagal Reactivity Co-vary Positively With Experienced State Anxiety*. Paper presented at The 8th International Conference on Occupational Stress and Health, San Juan, Puerto Rico.

### *Total number of authors:*

5

### **General rights**

Unless other specific re-use rights are stated the following general rights apply:

Copyright and moral rights for the publications made accessible in the public portal are retained by the authors and/or other copyright owners and it is a condition of accessing publications that users recognise and abide by the legal requirements associated with these rights.

- Users may download and print one copy of any publication from the public portal for the purpose of private study or research.
- You may not further distribute the material or use it for any profit-making activity or commercial gain
- You may freely distribute the URL identifying the publication in the public portal

Read more about Creative commons licenses: <https://creativecommons.org/licenses/>

### **Take down policy**

If you believe that this document breaches copyright please contact us providing details, and we will remove access to the work immediately and investigate your claim.

LUND UNIVERSITY

PO Box 117  
221 00 Lund  
+46 46-222 00 00



# Cardiovascular Regulation During Social Stress Induction

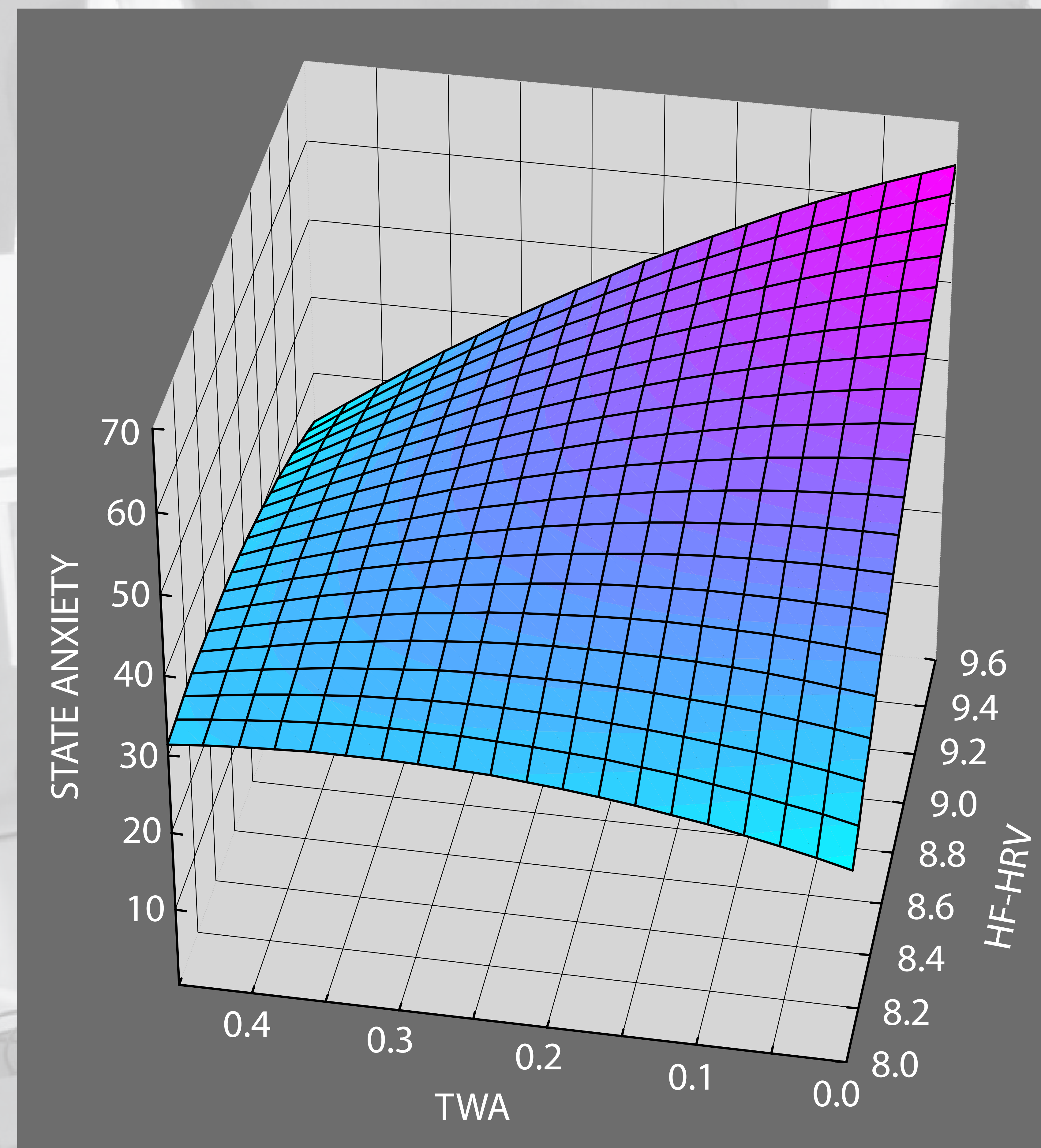
:: SYMPATHETIC AND VAGAL REACTIVITY CO-VARY POSITIVELY  
WITH EXPERIENCED STATE ANXIETY ::

## AIM

In a previous study we found that individuals higher in state anxiety before an experimental task have increased vagally mediated high frequency heart rate variability (HF-HRV), compared to individuals with lower state anxiety. In this study cardiovascular regulation and state anxiety was examined during social stress induction.

## METHOD

14 healthy men were confronted with a Virtual Reality-version (VR) of the Trier Social Stress Test, involving a speech task and a math task. The VR equipment was a fully immersive CAVE™ system with stereoscopy and head tracking. Heart rate (HR), HF-HRV, and T-wave amplitude (TWA, inversely related to SNS-activity) was assessed. HR was recorded for 5 min during the speech task. After the TSST the participants completed a slightly modified version of the Spielberger State Anxiety Inventory estimating subjectively perceived anxiety during the task.

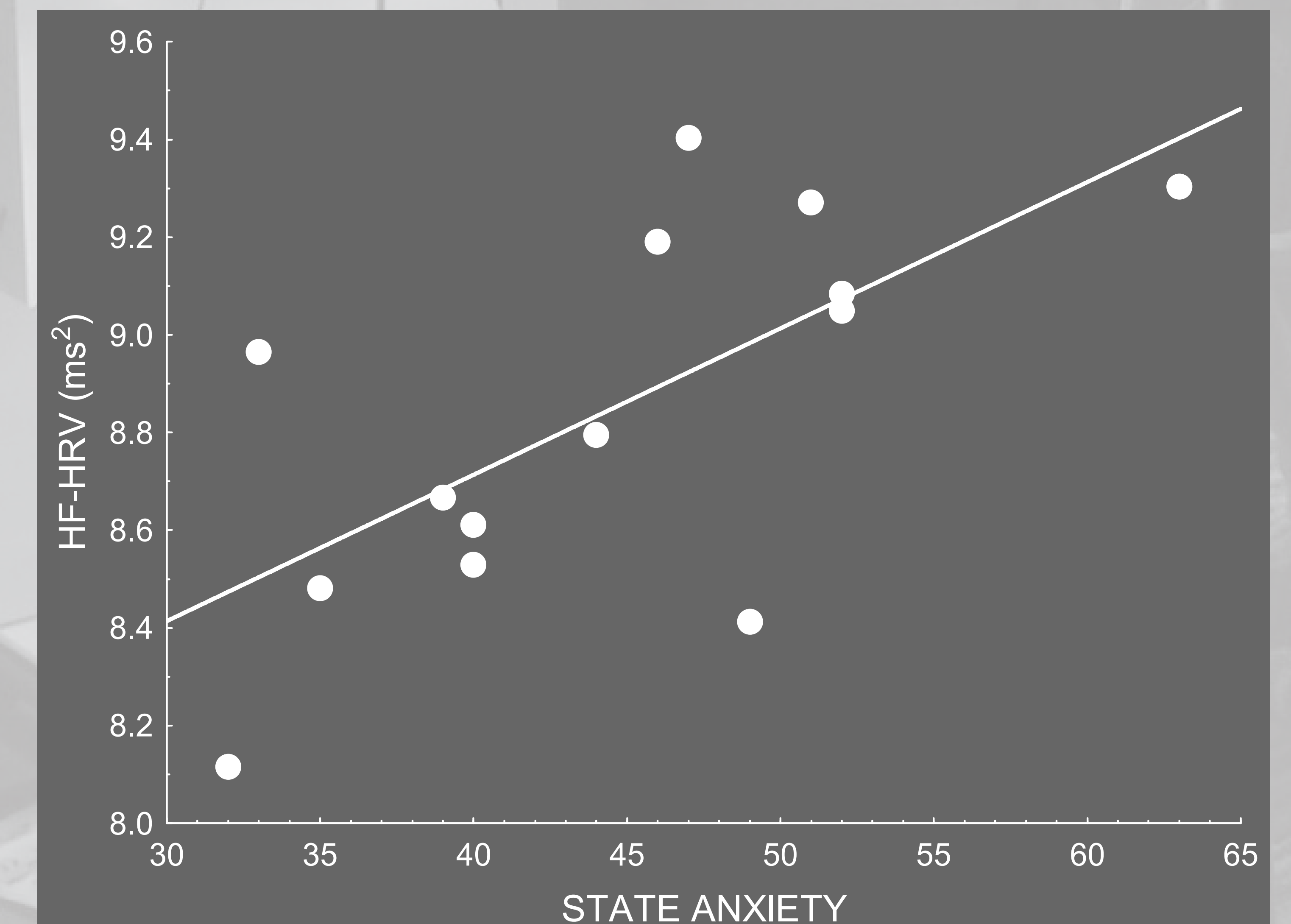
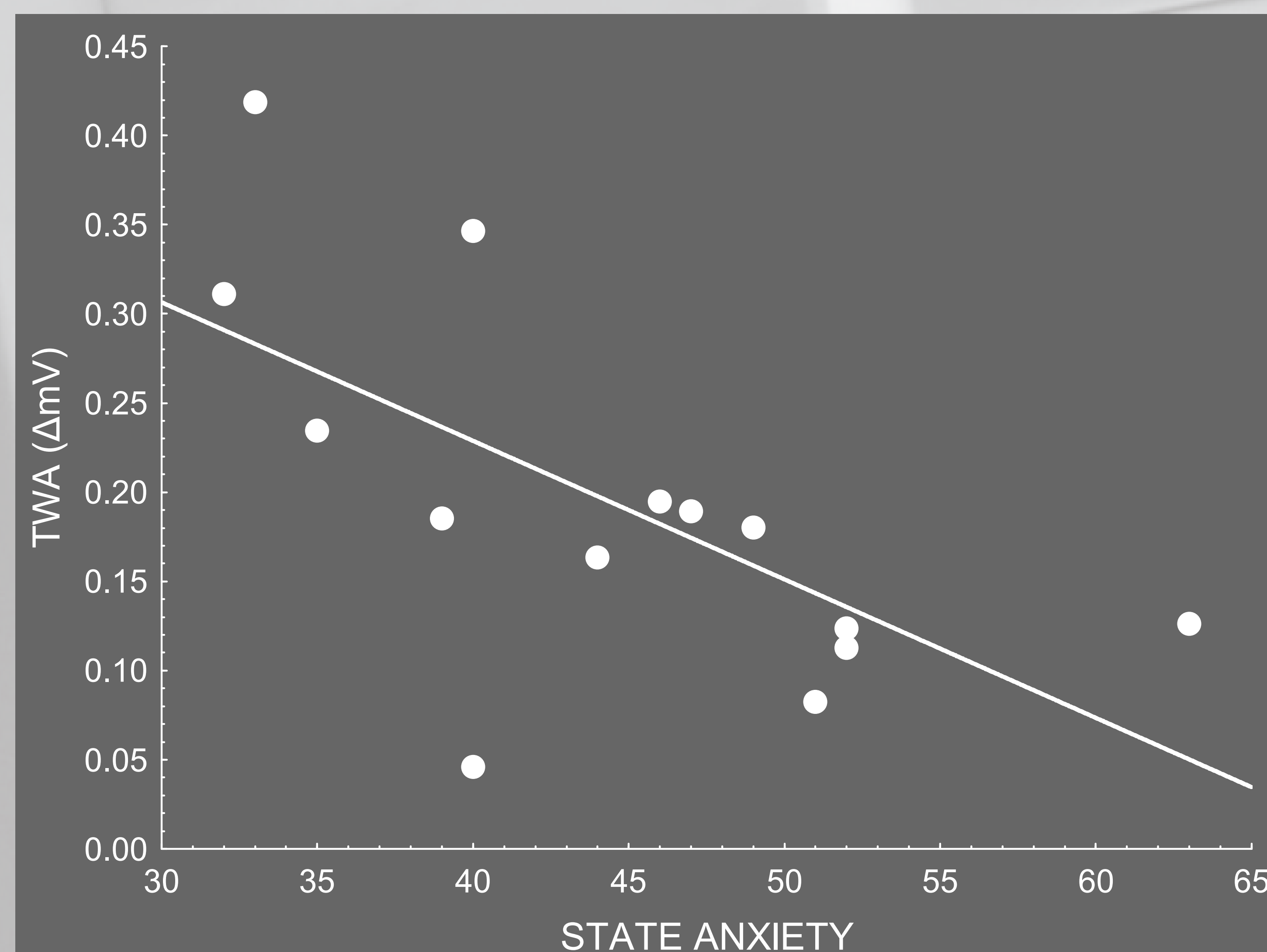


## RESULTS

State anxiety correlated positively with HF-HRV ( $r=.67$ ,  $p<.01$ ) and negatively with TWA ( $r=-.65$ ,  $p<.05$ ), indicating a positive correlation with both parasympathetic and sympathetic activity. There was a non-significant positive correlation between state anxiety and HR ( $r=.39$ , n.s.).

## DISCUSSION

State anxiety during social stress co-varied positively both with vagal and SNS activation. A possible explanation might be that in healthy individuals who experience stressful situations as more anxiety provoking, the vagal system inhibits sympathetic activation in order to adequately cope with the situation.



Peter Jönsson<sup>1\*</sup>, Mattias Wallergård<sup>2</sup>, Kai Österberg<sup>1</sup>,  
Gerd Johansson<sup>2</sup>, & Björn Karlson<sup>1</sup>

<sup>1</sup> Occupational and Environmental Medicine

<sup>2</sup> Ergonomics and Aerosol Technology

Lund University, Sweden

\* Corresponding Author: Peter\_2.Jonsson@med.lu.se