



# LUND UNIVERSITY

## **The role of beliefs, expectations and values in decision-making favoring climate change adaptation implications for communications with European forest professionals**

Blennow, Kristina; Persson, Johannes; Goncalves, Luisa; Borys, Alexander; Dutca, Ioan; Hynynen, Jari; Janeczko, Emilia; Lyobenova, Mariyana; Merganic, Jan; Merganicova, Katarina; Peltoniemi, Mikko; Petr, Michal; Reboredo, Fernando; Vacchiano, Giorgio; Reyer, Christopher

*Published in:*  
Environmental Research Letters

*DOI:*  
[10.1088/1748-9326/abc2fa](https://doi.org/10.1088/1748-9326/abc2fa)

2020

*Document Version:*  
Peer reviewed version (aka post-print)

[Link to publication](#)

*Citation for published version (APA):*  
Blennow, K., Persson, J., Goncalves, L., Borys, A., Dutca, I., Hynynen, J., Janeczko, E., Lyobenova, M., Merganic, J., Merganicova, K., Peltoniemi, M., Petr, M., Reboredo, F., Vacchiano, G., & Reyer, C. (2020). The role of beliefs, expectations and values in decision-making favoring climate change adaptation: implications for communications with European forest professionals. *Environmental Research Letters*, Article 114061. <https://doi.org/10.1088/1748-9326/abc2fa>

*Total number of authors:*  
15

*Creative Commons License:*  
CC BY

### **General rights**

Unless other specific re-use rights are stated the following general rights apply:  
Copyright and moral rights for the publications made accessible in the public portal are retained by the authors and/or other copyright owners and it is a condition of accessing publications that users recognise and abide by the legal requirements associated with these rights.

- Users may download and print one copy of any publication from the public portal for the purpose of private study or research.
- You may not further distribute the material or use it for any profit-making activity or commercial gain
- You may freely distribute the URL identifying the publication in the public portal

Read more about Creative commons licenses: <https://creativecommons.org/licenses/>

### **Take down policy**

If you believe that this document breaches copyright please contact us providing details, and we will remove access to the work immediately and investigate your claim.

LUND UNIVERSITY

PO Box 117  
221 00 Lund  
+46 46-222 00 00

ACCEPTED MANUSCRIPT • OPEN ACCESS

## The role of beliefs, expectations and values in decision-making favoring climate change adaptation – implications for communications with European forest professionals

To cite this article before publication: Kristina Blennow *et al* 2020 *Environ. Res. Lett.* in press <https://doi.org/10.1088/1748-9326/abc2fa>

### Manuscript version: Accepted Manuscript

Accepted Manuscript is “the version of the article accepted for publication including all changes made as a result of the peer review process, and which may also include the addition to the article by IOP Publishing of a header, an article ID, a cover sheet and/or an ‘Accepted Manuscript’ watermark, but excluding any other editing, typesetting or other changes made by IOP Publishing and/or its licensors”

This Accepted Manuscript is © 2020 The Author(s). Published by IOP Publishing Ltd.

As the Version of Record of this article is going to be / has been published on a gold open access basis under a CC BY 3.0 licence, this Accepted Manuscript is available for reuse under a CC BY 3.0 licence immediately.

Everyone is permitted to use all or part of the original content in this article, provided that they adhere to all the terms of the licence <https://creativecommons.org/licenses/by/3.0>

Although reasonable endeavours have been taken to obtain all necessary permissions from third parties to include their copyrighted content within this article, their full citation and copyright line may not be present in this Accepted Manuscript version. Before using any content from this article, please refer to the Version of Record on IOPscience once published for full citation and copyright details, as permissions may be required. All third party content is fully copyright protected and is not published on a gold open access basis under a CC BY licence, unless that is specifically stated in the figure caption in the Version of Record.

View the [article online](#) for updates and enhancements.

## Title

# The role of beliefs, expectations and values in decision-making favoring climate change adaptation – implications for communications with European forest professionals

## Authors

K. Blennow<sup>1\*†</sup>, J. Persson<sup>2†</sup>, L.M.S. Gonçalves<sup>3</sup>, A. Borys<sup>4</sup>, I. Dutcă<sup>5</sup>, J. Hyninen<sup>6</sup>, E. Janeczko<sup>7</sup>, M. Lyubenova<sup>8</sup>, J. Merganič<sup>9</sup>, K. Merganičová<sup>10,11</sup>, M. Peltoniemi<sup>6</sup>, M. Petr<sup>12</sup>, F. Reboredo<sup>13</sup>, G. Vacchiano<sup>14</sup>, C.P.O. Reyer<sup>15</sup>

\*Corresponding author. Email: kristina.blennow@slu.se

†These authors contributed equally to this work.

## Affiliations

1. Department of Landscape Architecture, Planning and Management, Swedish University of Agricultural Sciences, 230 53 Alnarp, Sweden
2. Department of Philosophy, Lund University, 221 00 Lund, Sweden
3. Polytechnic Institute of Leiria, ESTG, Nova IMS, INESC Coimbra, Campus 2–Morro do Lena–Alto Vieiro, 2411–901 Leiria, Portugal
4. Faculty of Catholic Theology, University of Erfurt, Nordhäuser Str. 63, 99089 Erfurt, Germany
5. Department of Silviculture, Transilvania University of Brasov, Sirul Beethoven, 1, 500123 Brasov, Romania
6. Natural Resources Institute Finland (Luke), Latokarttonkaari 9, 00790 Helsinki, Finland
7. Department of Forest Utilization, Institute of Forest Sciences, Warsaw University of Life Sciences, Nowoursynowska 159 02–776 Warsaw, Poland
8. Department of Ecology and Environmental Protection, Faculty of Biology, University of Sofia, Dragan Tzankov 8, 1164 Sofia, Bulgaria
9. Forestry Faculty, Technical University in Zvolen, T. G. Masaryka 24, 960 53 Zvolen, Slovakia
10. Faculty of Forestry and Wood Sciences, Czech University of Life Sciences Prague, Kamýcká 129, 165 00 Praha 6 - Suchbát, Czech Republic
11. Department of Biodiversity of Ecosystems and Landscape, Slovak Academy of Sciences, Štefánikova 3, P.O.Box 25, 814 99 Bratislava, Slovakia
12. Forest Research, Forestry Commission, Northern Research Station, Roslin EH25 9SY, UK
13. Department of Earth Sciences, GeoBioTec, Faculty of Sciences and Technology, New University of Lisbon, 2829–516 Caparica, Portugal
14. Department of Agricultural and Environmental Sciences, DISAA Università di Milano, 20123 Milan, Italy
15. Potsdam Institute for Climate Impact Research (PIK), Member of the Leibniz Association, P.O. Box 60 12 03, D-14412 Potsdam, Germany

**Abstract:** Beliefs, expectations and values are often assumed to drive decisions about climate change adaptation. We tested hypotheses based on this assumption using survey responses from 508 European forest professionals in 10 countries. We used the survey results to identify communication needs and the decision strategies at play, and to develop guidelines on adequate communications about climate change adaptation. We observed polarization in the positive and negative values associated with climate change impacts accepted by survey respondents. We identified a mechanism creating the polarization that we call the 'blocked belief' effect. We found that polarized values did not correlate with decisions about climate change adaptation. Strong belief in the local impacts of climate change on the forest was, however, a prerequisite of decision-making favoring adaptation. Decision-making in favor of

adaptation to climate change also correlated with net values of expected specific impacts on the forest and generally increased with the absolute value of these in the absence of "tipping point" behavior. Tipping point behavior occurs when adaptation is not pursued in spite of the strongly negative or positive net value of expected climate change impacts. We observed negative and positive tipping point behavior, mainly in SW Europe and N-NE Europe, respectively. In addition we found that advice on effective adaptation may inhibit adaptation when the receiver is aware of effective adaptation measures unless it is balanced with information explaining how climate change leads to negative impacts. Forest professionals with weak expectations of impacts require communications on climate change and its impacts on forests before any advice on adaptation measures can be effective. We develop evidence-based guidelines on communications using a new methodology which includes Bayesian machine learning modeling of the equivalent of an expected utility function for the adaptation decision problem.

Keywords: decision-making; adaptation; climate change; value polarization; expectation; blocked belief effect; tipping point behavior

## Introduction

Decision-making favoring adaptation for climate change differs from one region of the world to another [1-2]. The factors influencing decisions and behaviors at the individual level are yet to be revealed [3]. Beliefs and desires (or *values*, broadly conceived) are often seen as determinants of decisions [4-5], and recently theorizing has emphasized the role of values as drivers of decision-making favoring – or, as we shall say simply, *for* climate change adaptation [6-7]. For example, the cultural cognition thesis assumes polarization occurs because individuals' perceptions of the overall risks from climate change tend to be based on values shared with the groups with which they identify [8], and there is evidence that political and religious values affect trust in climate change communications [9].

It has been proposed that perceived adaptive capacity, including an individual's perceived efficacy of adaptation measures and ability to carry out adaptive responses, is an important determinant of decisions about climate change adaptation [10]. Blennow et al. [11] reported variation in decision-making connected with climate change adaptation among private forest owners in a latitudinal range across European countries. They found decision-making favoring climate change adaptation to be strongly correlated with strength of belief in the local impacts of climate change and strength of belief in having experienced (the impacts) of climate change. (In this paper, we are concerned only with decision-making for climate change adaptation, i.e. intentional adaptation.) Arguably, strengthened belief that one has experienced the impacts of climate change in turn strengthens belief in the impacts themselves.

In a study of forest professionals' (including forest advisors, planners, managers, company directors, technicians and policy makers) values of expected climate change impacts, Persson et al. [12] introduced the net of an individual's negative and positive (expected) values. While they observed no polarization of the net value of expected impacts, they did report a trend, across Europe, in forest professionals' net values of expected climate change impacts. Homogeneously negative expectations, especially about the impacts of sudden changes, are more abundant in South and South-West Europe and more neutral in North and North-East Europe [12].

1  
2  
3 Thus, an individual with net value of expected impacts close to zero would not expect climate  
4 change to have strong positively or negatively valued impacts, or – if (s)he expects negative  
5 as well as positive values from climate change – that the negative and positive values will  
6 cancel each other out [12]. In either of the two cases a (rational) decision-maker will expect  
7 adaptation measures to have low utility, and hence will decline to adopt those measures  
8 (unless the alternatives are even worse) [13]. The utility of measures to adapt will be higher  
9 for a decision-maker who expects stronger net, positive or negative, value; (s)he will therefore  
10 instigate adaptation.  
11  
12

13 In this paper, we conjecture that forest professionals in South and South-West Europe adopt  
14 measures designed to adapt their forest management to climate change unless they display  
15 "tipping point" thinking. Tipping point thinking occurs where "one has warranted  
16 expectations that the world, or relevant individual elements of it, have passed ... into another  
17 climate system with uniformly worse consequences than the present" [12], p. 3 – i.e. that we  
18 have passed a climatic tipping point [14].  
19  
20

21 Persson et al. [12] found that tipping point thinking was common among Portuguese forest  
22 professionals. Given that some Finnish and Swedish forest professionals' net values of  
23 expected impacts were strongly positive, we conjecture that they might find climate-change  
24 related expectations of the world, or relevant individual elements of it, warranted also for  
25 another climate system with uniformly better consequences than the present. We define  
26 tipping point behavior as behavior occurring when the net value of the expected impacts of an  
27 individual is at, or close to, the positive or negative extreme (i.e. all or almost all expected  
28 impacts are judged as always leading to uniformly good or bad outcomes by the individual,  
29 respectively), yet no measures for adaptation have been put in place.  
30  
31  
32

33 In the survey reported here, we tested the following hypotheses, and then used the results to  
34 identify communication needs and decision strategies of European forest professionals, and to  
35 develop guidelines for adequate climate change communications (i.e. communications that the  
36 receivers need and can comprehend) [15]:  
37  
38

39 H1: value polarization correlates with decision-making for climate change adaptation (cf. [8]),  
40

41 H2: strength of belief in local impacts of climate change correlates with decision-making for  
42 climate change adaptation (cf. [11]),  
43

44 H3: net values of expected climate change impacts correlate with decision-making for climate  
45 change adaptation (cf. [13]),  
46  
47

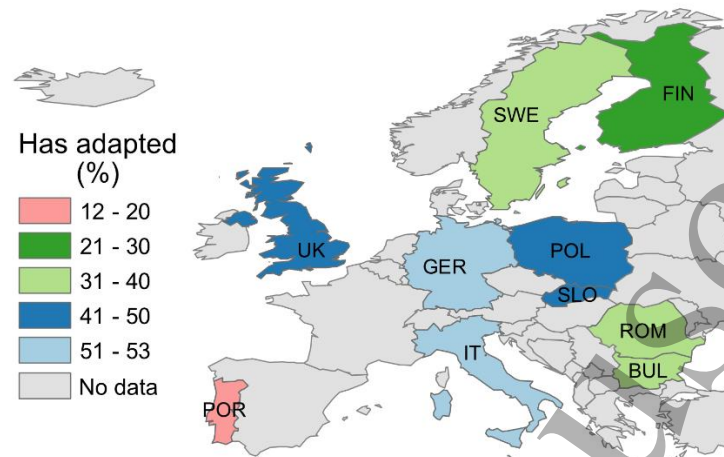
48 H4: perceived adaptive capacity correlates with decision-making for climate change  
49 adaptation (cf. [10]).  
50  
51

## 52 **Data and Methods**

### 53 *Data*

54 Data were collected in a survey of forest professionals working with climate change in  
55 countries across Europe (for details of the sampling methodology, survey design, etc., see  
56 [12] and SI text S1). Approximately 10 000 forest professionals (including forest advisors,  
57 planners, managers, company directors, technicians and policy makers) were invited to  
58 participate in the survey by representatives of 10 European countries participating in the  
59  
60

COST Action FP 1304 network "PROFOUND" (figure 1). The questionnaire was presented in the open source LimeSurvey tool [16] and the survey was open from 22 April to 16 August 2016. Respondents responded to the questionnaire voluntarily. The data collected from researchers were not analyzed in the present study.



**Figure 1.** Percentage of forest professionals who have adapted to climate change by country. The percentage refers to those respondents who responded "Yes, always" to at least one of 15 adaptation measures proposed (Q9 in SI table S1) regarding the extent to which they actively promote those measures, thus representing the dependent variable *adaptation* in the models. BUL=Bulgaria; FIN=Finland; GER=Germany (only Thuringia surveyed); IT=Italy; POL=Poland; POR=Portugal; ROM=Romania; SLO=Slovakia; SWE=Sweden; UK=United Kingdom. Base map modified from GISCO - Eurostat (European Commission) with Administrative boundaries: © EuroGeographics © Food and Agriculture Organization of the United Nations © Turkstat.

The survey included 32 questions about climate change and forests, forest projection models and socio-demography. These were translated into the domestic languages of the respondents [12]. Responses to 11 of the 32 questions (totaling 508 complete responses) from European forest professionals were used in this study (table 1) (SI table S1).

**Table 1.** Short versions of the questions analyzed. See SI Table S1 for complete questions.

Number	Question	Response option
Q1	What changes* do you personally expect** from human-induced climate change on the forest in your country? Aspects: positive, negative, no***, gradual, and sudden changes.	Yes, definitely Yes, probably I do not know Probably not Definitely not
Q2	Have you personally experienced the effects of human-induced climate change on forests in your country?	Yes, definitely Yes, probably I do not know Probably not Definitely not

Q3	In your opinion, does climate change in your country lead to increasingly negative effects from sudden events (including extreme weather events) on the following: (Examples of extreme events or their impacts include: storm, fire, flooding/water logging, insect outbreak, fungus infestation, frost and drought.) Applied on 11 climate relevant objects****	Yes, definitely Yes, probably I do not know Probably not Definitely not
Q4	In your opinion, does climate change in your country lead to increasingly positive effects from sudden events (including extreme weather events) on the following: (Examples of extreme events or their impacts include: storm, fire, flooding/water logging, insects outbreak, fungal infestation, frost and drought.) Applied on 11 climate relevant objects****	Yes, definitely Yes, probably I do not know Probably not Definitely not
Q5	In your opinion, does climate change in your country lead to increasingly negative effects from gradual events on the following: (Examples of gradual climate change include: warmer or wetter climate, changes to the ground frost climate.) Applied on 11 climate relevant objects****	Yes, definitely Yes, probably I do not know Probably not Definitely not
Q6	In your opinion, does climate change in your country lead to increasingly positive effects from gradual events on the following: (Examples of gradual climate change include: warmer or wetter climate, changes to the ground frost climate.) Applied on 11 climate relevant objects****	Yes, definitely Yes, probably I do not know Probably not Definitely not
Q7	In your opinion, are the following forest management adaptation measures in your country effective for sustained timber production under climate change? Applied on 15 potential climate change adaptation measures	Yes, always Often Rarely No, never I do not know*****
Q8	Do you have the authority to implement your own ideas regarding climate change forest adaptation in your work?	Yes, always Often Rarely No, never I do not know*****
Q9	To what extent do you actively promote climate change adaptation measures, which help sustained timber production? Applied on 15 potential climate change adaptation measures	Yes, always Often Rarely No, never I do not know*****

\* For clarity, the terms "effects" or "impacts" (rather than "changes") are used in the text.

\*\* Expectations refer to the belief part of expectations, as determined by the pre-defined response options.

\*\*\* The strength of belief in the effects of climate change was taken as the inverse of the responses to this question.

1  
2  
3 \*\*\*\* "Sustained timber production", "Sustained pulp wood production", "Sustained biomass  
4 production for energy use", "Production of non-timber products such as mushrooms and  
5 berries", "Hunting", "Biodiversity", "Provision of outdoor recreation opportunities such as  
6 forest walks", "Storage of carbon", "Ecosystem services such as avalanche protection, clean  
7 water", "Economic gain", "Rural livelihood development".

8 \*\*\*\*\* "I do not know" was interpreted as meaning "I do not know" or "I am indifferent" and  
9 hence was not seen as the mid-point on the scale.  
10  
11

### 12 *Statistical analysis and machine learning modeling*

13 Bayesian robust correlation was used to test for correlation between negative and positive  
14 forest climate change impacts held to be true by survey respondents (henceforth we shall  
15 write simply "held true"), and the Bayesian proportions test was used to test the null  
16 hypothesis that the proportions (probabilities of success) in groups are the same, i.e. using a  
17 uniform prior distribution [17]. The variable *adaptation* was constructed from the question  
18 about the extent to which the forest professionals had advocated climate change adaptation  
19 measures which help sustain timber production (Q9 in SI table S1) (figure 1). This  
20 dichotomous variable separates respondents who had answered "Yes, always" at least once to  
21 the question about having advocated any of 15 proposed adaptation measures from those who  
22 had not.  
23  
24  
25

26 Bayesian Additive Regression Tree (BART) models modified for classification problems,  
27 requiring no prior distribution and with the capacity to identify complex non-linear  
28 relationships [18], were fitted to the data to predict the probability of *adaptation* = 1 (SI text  
29 S2). The variables *net value of expected impacts* and *value strength of expected impacts*  
30 (homogeneity of expected climate change values and strength of expected values in [12],  
31 respectively) were constructed based on Q3–Q6 in table 1. The number of "Yes, always" or  
32 "Often" responses to the 11 objects of each of the 4 questions relating to negative/positive  
33 impacts of sudden/gradual climate change was used to determine each respondent's valence  
34 and the strength of his or her view on climate change impacts (SI text S3). For models  
35 including the *net value of expected impacts*, the probability of *adaptation* = 1 was taken as the  
36 equivalent of the expected value of the utility of adaptation (cf. [13]).  
37  
38  
39

40 The variable *measures* describes the availability of adaptation measures perceived to be  
41 always effective to help sustained timber production in a changing climate. It was constructed  
42 counting the number of times each respondent had answered "Yes, always" to the question on  
43 efficacy of 15 proposed adaptation measures in Q7 (table 1) and ranged from 0 to 15.

44 *Authority* was constructed from the responses to Q8 and included the 5 factor levels "No,  
45 never", "Rarely", "Often", "Yes, always", and "I do not know" (table 1).  
46  
47

48 A five-fold cross validation was used for optimal tuning of model parameters by selecting the  
49 model with the lowest out-of-sample root mean square error [18]. Partial dependencies of  
50 covariates were analyzed using Individual Conditional Expectation (ICE) plots for visualizing  
51 the model using the ICEbox package [19]. Clusters of value objects with low *value strength of*  
52 *expected impacts* and groups of forest professionals were identified using Bayesian non-  
53 negative matrix factorization (bNMF) [20].  
54  
55

56 All analyses were conducted using the R Project for Statistical Computing v3.6.3 [21] using  
57 the *bartMachine* package [18], the *ICEBox* package [19], the package *ccfindR* [22], and the  
58 package *Bayesian First Aid* [17]. All of the statistical tests were made in the Bayesian  
59 statistical framework using a 95% credible interval (CI).  
60

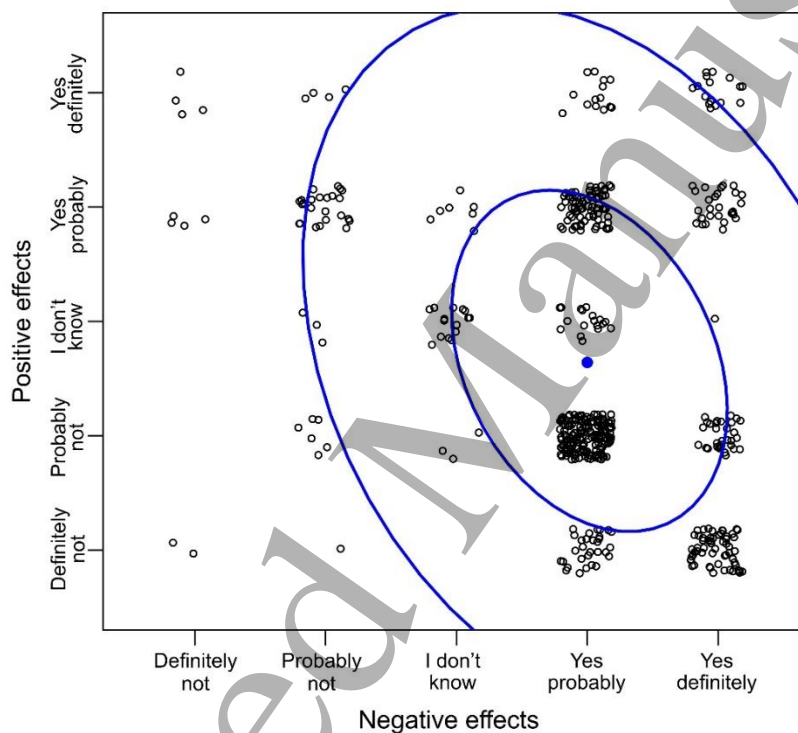


## Results

### *H1: value polarization correlates with decision-making for climate change adaptation*

We found a negative correlation between forest professionals' beliefs in positive and negative impacts of climate change on the forests in their own countries (figure 2) (SI table S2) (SI text S4). This symmetrical blocking of beliefs was observed for 52% of the respondents, and it resulted in the polarization of values of climate change impacts held true at the population level as the negative and positive impacts were held true at *inverse strengths* by individual respondents (SI table S2). We call this the "blocked belief" effect.

Blocked beliefs appear to be triggered by experiences of climate change impacts (SI text S5, SI tables S3 and S5) but the estimated relative frequency of *adaptation* = 1 did not differ between those with positive and those with negative blockings (SI table S5).



**Figure 2.** Blocked beliefs. Strength of belief in positive impacts of climate change on the forest by strength of belief in negative impacts of climate change on the forest (belief part of expectation in Q1, table 1). Bayesian robust correlation ( $\rho = -0.29$ ; 95% CI [-0.37 – -0.21]) with inner ellipse corresponding to 50% of the observations and outer ellipse corresponding to 95% of the observations. Jittering was used to separate multiple observations of the same combination of responses to the two questions.

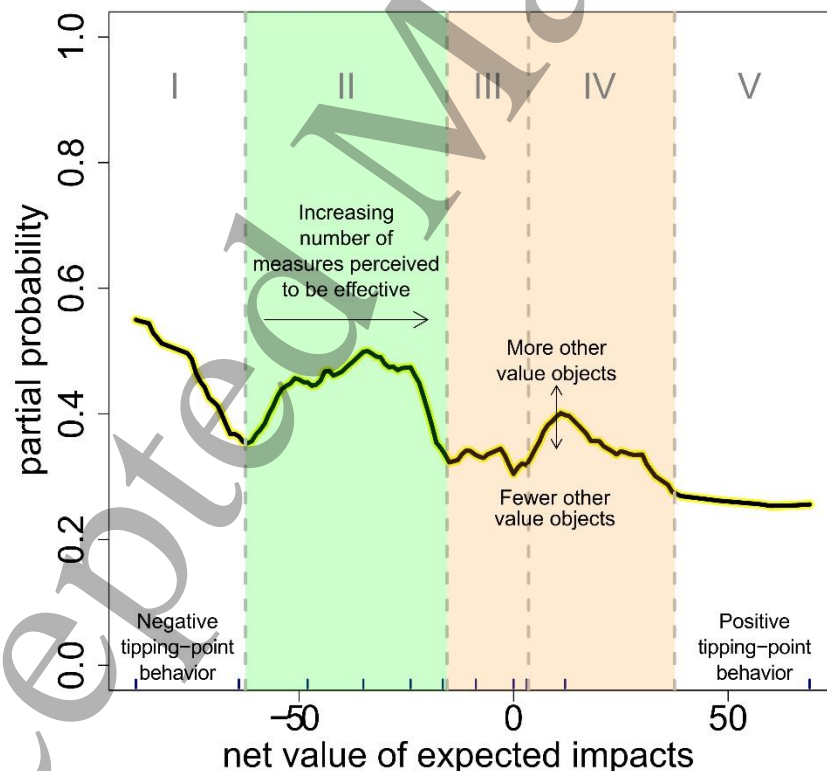
### *H2: strength of belief in local impacts of climate change correlates with decision-making for climate change adaptation*

Two empirical consequences of H2 were tested: 2a) strength of belief in the local impacts of climate change on the forest correlates with decision-making for climate change adaptation (cf. [11]) and 2b) strength of belief in having experienced the impacts of climate change correlates with decision-making for climate change adaptation (cf. [11]). Although 83% of the respondents definitely or probably expected climate change impacts on the forest, not all of

these had advocated taking adaptation measures ( $adaptation = 1$ ) (Q1 in table 1). Those who held local impacts of climate change on the forest to be definitely true had advocated climate change adaptation significantly more often than those who held it to be probably true (SI table S6). However, strength of belief in local forest climate change impacts did not significantly correlate with  $adaptation$  in a BART model ( $p=0.27$ ) (results not shown). Although 82% of the respondents believed they definitely or probably had experienced the impacts of climate change (SI table S1), strength of belief in having experienced climate change impacts on the forest correlated with  $adaptation$  neither in a test (SI table S6) nor in a BART model ( $p=0.24$ ) (results not shown).

*H3: net values of expected climate change impacts correlate with decision-making for climate change adaptation*

The *net values of expected impacts* on the forest correlated with  $adaptation$  in a univariate BART model (SI figures S1 and S2) (SI table S7) in which the equivalent of the expected utility function for  $adaptation$  generally decreased with increasing *net values of expected impacts* (figure 3) (SI figure S1). This suggests that the equivalent of expected utility depended on the valence and strength of the expectations. At the negative extreme of the *net value of expected impacts* range, the model predicted more than 1 in 2 forest professionals advocating taking measures helping to sustain timber production in a changing climate, while at the positive extreme of the range, it predicted only approximately 1 in 4 forest professionals doing so (figure 3). Local minima were identified at *net values of expected impacts* close to zero, and for  $-70 - -55$ . The estimated probability of  $adaptation = 1$  was lowest at *net values of expected impacts*  $> 37$ .



**Figure 3.** Decision strategies of forest climate change adaptation. Univariate BART model of the partial probability of  $adaptation = 1$  based on the expected net values of climate change impacts on the forest (*net value of expected impacts*) and taken as the equivalent of the utility expected from  $adaptation = 1$  (see SI figure S1 and SI table S7 for diagnostics). The main decision strategies for climate change adaptation identified from a multivariate BART model

of *adaptation* are located in Segments I-V (gray dashed lines) of the *net value of expected impact* range (see SI figure S2). Interaction with the variable *measures* occurred in the segment in green and with *authority*, interpreted as representing any forest value object expected to be impacted by climate change other than those included in Q3-Q6 (table 1), in the segments in orange.

#### H4: *perceived adaptive capacity correlates with decision-making for climate change adaptation*

Three empirical consequences of H4 were tested: 4a) the number of adaptation measures perceived to be effective correlates with decision-making for climate change adaptation, 4b) the perceived authority to implement own ideas regarding climate change adaptation correlates with decision-making for climate change adaptation, and 4c) tipping point behavior might occur for consequences both uniformly better and uniformly worse than the present. *Adaptation* correlated significantly with the *net value of expected impacts*, *measures*, and *authority* in a multivariate BART model (SI figures S1 and S2). Together, the two variables *measures* and *authority* accounted for most of the variation in the dependent variable along the *net value of expected impacts* range (compare figure 3 and SI figure S2). Interactions between the covariates created cumulative differences in fitted values of up to approximately 36% of the total range of the fitted values (SI figure S2). Local minima identified along the equivalent of the expected utility function were used as breakpoints separating the *net values of expected impacts* range into five segments for further analysis (figure 3) (SI text S6, SI figure S2, SI table S4). Negative and positive tipping point behavior was observed in the Segments I and V, respectively (SI table S8).

#### *Communication needs*

Co-clustering identified two clusters of value objects with low *value strength of expected impacts* and the respondents that best matched each cluster (SI figure S3). Groups of respondents sharing similar communication needs were identified based on the respondents' *net value of expected impacts*, *strength of expected impacts*, beliefs in and having perceived climate change impacts, and the respondents' country-belongings (figure 3) (SI text S7, SI figure S2, SI tables S4, S9-S12).

#### **Discussion**

While [12] reported no polarization of forest professionals' net values of expected climate change impacts on the forest (*net values of expected impacts*), in the present study polarization of positive and negative values of forest climate change impacts held true (Q1 in table 1) was observed for the responses collected in the same survey (figure 2). The observed polarization at population level resulted from blocking at the individual level, by which a positive climate change impact on the forest held to be true was blocked by a negative climate change impact on the forest held true at *inverse* strengths by individual forest professionals, and *vice-versa* (SI table S2). This effect has not been previously described. We call it the "blocked belief" effect.

Blocked beliefs correlated with strength of belief in gradual and sudden impacts of climate change as well as strength of belief in having experienced the impacts of climate change (SI table S3) (SI text S5). This suggests that, in some individuals, the experience of climate change impacts blocked positive or negative beliefs about climate change, depending on the valence of the experience (SI table S3). However, polarization did not correlate with

1  
2  
3 adaptation (SI table S5), and therefore, H1, which states that value polarization correlates with  
4 decision-making for climate change adaptation, was not corroborated.  
5

6  
7 Most forest professionals in the present study reported strong or moderately strong belief (as  
8 part of expectation) in climate change impacts on the forest and in having experienced the  
9 impacts of climate change (SI table S6). Hence, the variability in these variables was low  
10 (Q1-Q2 in table 1) (SI table S6). In previous studies in which decision-making in favor of  
11 adaptation of the forest to climate change correlated strongly with strength of belief in the  
12 local impacts of climate change and belief in having experienced its impacts, the variability  
13 was higher [11,23]. Hence, correlation between adaptation and strength of belief in climate  
14 change impacts on the forest was observed in the present study only in terms of adaptation  
15 being significantly more common among those who definitely believed in climate change  
16 impacts on forests (SI table S6). Correlation between adaptation and strength of belief in  
17 having experienced climate change was not observed, however (SI table S6). Hence, the  
18 empirical consequence 2a), i.e. the claim that strength of belief in the local impacts of climate  
19 change on the forest correlates with decision-making for climate change adaptation, was  
20 corroborated, whereas 2b), i.e. the claim that strength of belief in having experienced the  
21 impacts of climate change correlates with decision-making for climate change adaptation, was  
22 not. Our results indicate that strong belief in the impacts of climate change is a necessary, yet  
23 insufficient, requirement of decision-making for adaptation that may become stronger with  
24 communications strengthening the belief in having experienced climate change and its  
25 impacts (SI table S6).  
26  
27  
28

29  
30 While polarized positive and negative values of climate change impacts on the forest held true  
31 by respondents did not correlate with adaptation (SI table S5), net values of expected climate  
32 change impacts did (SI figures S1 and S2). Beliefs and expectations refer to different things.  
33 However, the difference in the observed correlations could be explained by psychological  
34 distance thinking. In such thinking, the overall beliefs in positive and negative impacts would  
35 refer to the "big picture" whereas the specific impacts in components of net values of  
36 expected climate change impacts would refer to more specific changes (cf. [24]). By  
37 definition, questions about overall impacts ask for generalizations and may trigger blocking  
38 on the individual level that results in the polarization of valuations on the population level.  
39 Questions about specific impacts, however, just like decision-making on adaptation, target  
40 knowledge about, in this case, climate change and its specific impacts on the forest. Hence,  
41 H3, which states that net values of expected climate change impacts correlate with decision-  
42 making for climate change adaptation, was corroborated.  
43  
44

45  
46 Moreover, an alternative explanation of why polarized climate change impacts on the forest  
47 held true did not correlate with climate change adaptation can be seen (SI table S5). It would  
48 indeed be rational for an agent to adapt irrespective of whether the impact held to be true had  
49 positive or negative value (see SI tables S4 and S10) (cf. [13]). Hence, the lack of correlation  
50 might be a result of there being too few response levels (Q1 in table 1) to reveal the non-linear  
51 relationship between adaptation and net values of expected climate change impacts on the  
52 forest (figure 3). If blocked beliefs were to have an effect on values where a (rational)  
53 decision would be affected by the resulting polarization (as happens when it comes to  
54 polarized values of trust in climate change scientists), they might indeed determine the  
55 success of climate change communications (cf. [9]). In particular, the blocking here would  
56 play a critical role if it were to occur among professional agents such as those in the present  
57 study.  
58  
59  
60

1  
2  
3 Decisions in favor of climate change adaptation significantly correlated with the number of  
4 effective measures available, the level of self-reported authority to implement own ideas  
5 regarding climate change adaptation, and the net values of expected climate change impacts in  
6 a multivariate BART model. Furthermore, a systematic interaction between the covariates  
7 was revealed (figure 3). Hence, the empirical consequence 4a), which claims that the number  
8 of adaptation measures perceived to be effective correlates with decision-making for climate  
9 change adaptation, was corroborated. However, the correlation depended on net values of  
10 expected climate change impacts in a non-linear manner. Indeed, the results provide a more  
11 nuanced picture than that presented in previous studies (e.g. [10]). For moderately negative  
12 net values of expected climate change impacts, but not for positive net values, the utility  
13 expected resulted from a balance between net values of expected climate change impacts and  
14 the perceived availability of effective adaptation measures (figure 3).  
15  
16  
17

18 In agreement with the requirements of rational decision-making [13], the expected utility of  
19 adaptation was low at net values of expected climate change impacts at and close to zero  
20 (figure 3). Forest professionals expecting close to zero, or moderately positive, net values of  
21 climate change impacts, and also reporting high authority to implement their own ideas  
22 regarding adaptation of forest management to climate change, expected more utility and thus  
23 were more likely to take measures to adapt to climate change (figure 3). The empirical  
24 consequence 4b), which claims that the perceived authority to implement own ideas regarding  
25 climate change adaptation correlates with decision-making for climate change adaptation,  
26 appears, therefore, to be corroborated. However, given that this variable correlated with  
27 adaptation at net values of expected climate change impacts on the forest at or close to zero,  
28 the correlation probably reflected a lack of relevant value objects in Q4-Q7 as well (SI table  
29 S1). Apparently, the forest professionals expected utility of adaptation other than that  
30 motivated by their expectations of impacts of climate change on the value objects included in  
31 this study. So, in this case, the empirical consequence 4.b) may not have been corroborated.  
32  
33  
34

35 Where net values of expected climate change impacts were negative enough, adaptation was  
36 advocated without adaptation measures perceived to be highly effective (figure 3). However,  
37 this is not the case with tipping point behavior, a decision strategy first identified in the  
38 present study. None of the forest professionals with net values of expected impacts > 37 had  
39 advocated taking measures to adapt, and thus they too displayed tipping point behavior.  
40 Hence, the empirical consequence 4c), which claims that tipping point behavior might occur  
41 for expected consequences both uniformly better and worse in the relevant forest system than  
42 they are in the present system, was corroborated. Although experiential knowledge of climate  
43 change impacts on the forest was significantly more frequent among those expecting the most  
44 negative net values of climate change impacts, it did not correlate with adaptation. Moreover,  
45 it was lower among those expecting the most positive net values of climate change impacts  
46 (SI table S4). This indicates that experiential knowledge of the impacts of climate change on  
47 the forest was not the sole factor instigating tipping point behavior, see [12]. With the results  
48 of the empirical consequences combined, this means that H4, which states that perceived  
49 adaptive capacity correlates with decision-making for climate change adaptation, was at least  
50 partly corroborated.  
51  
52  
53  
54

#### 55 *Guidelines for adequate communications*

56 Based on the communication needs (SI text S7) and decision strategies identified (figure 3),  
57 we developed the following guidelines for adequate communications (by communications we  
58 mean evidence-based communications, see [23]) with European forest professionals on  
59 adaptation to the impacts of climate change grouped by target audience (Segments as in figure  
60

3). The target audiences are not mutually exclusive but reflect significant differences between countries:

Forest professionals with:

Weak local climate change beliefs

- Forest professionals with weak or uncertain belief in the local impacts of climate change on forests (cf. [11,24]), found most notably in Bulgaria and Finland, need communications on climate change *per se* and its impacts on the forest. Those with weak belief in having experienced the impacts of climate change need communications that strengthens that belief. Weak or uncertain belief in having experienced the impacts of climate change was commonest among forest professionals in Poland, Finland, the UK, Germany and Sweden (SI table S9).

Low net value of expected specific climate change impacts

- Forest professionals expecting no or very weak impacts of climate change on the forest (amounting to 7.2% of all respondents and represented in all countries but most notably in Poland, Germany and Romania [SI table S9]) (Segment III) need communications on climate change impacts on any forest value object.
- Forest professionals expecting positive and negative values of specific impacts of climate change on the forest that cancelled each other out (Segment III) need communications on the impacts of climate change on all objects for which the expected values are weak.
- Forest professionals expecting low strength of values of climate change impacts on the forest need communications on how climate change affects those value objects. Most forest professionals, but most notably in Slovakia, Romania, Italy and Portugal, expected low strength of values of climate change impacts for the value objects "return-", "pulp-", "timber-" and "energy production". An exception was the forest professionals from Finland and Sweden. Their low strength of values were mainly for the value objects "rural livelihood development", "regulatory ecosystem services", "biodiversity", "recreation", "carbon storage", "non-timber production" and "hunting" (SI figure S3) (SI tables S4 and S9).

High absolute expected net value of specific climate change impacts

- Communications on negative specific impacts of climate change on forests are more likely to instigate forest adaptation of forest professionals across Europe than communications on positive specific climate change impacts (SI text S8).
- Forest professionals expecting moderately negative net values of climate change impacts on forests and seeing few effective adaptation measures (Segment II), found most notably in the UK, need communications on effective measures for climate change adaptation (SI figure S2) (SI table S12).
- Forest professionals expecting moderately negative net values of climate change impacts on forests and seeing several effective adaptation measures (Segment II), most notably found in Germany, need communications on the causal connections between climate change and negative impacts (SI figure S2). However, they do not need communications on even more effective measures as this would reduce the utility they expect from adaptation and thereby reduce their decision-making for climate change adaptation.

Tipping point behavior

- Communications for those who displayed tipping point behavior need to focus on whether or not relevant parts of the earth's climate system have passed a tipping point (cf. [11,14]). Both negative and positive tipping point behavior was identified among the European forest professionals (Segments I and V). Negative tipping point behavior

was most common in South-West Europe (Portugal), but also in Romania and Bulgaria, and positive tipping point behavior was most common in North-East and Northern Europe (Finland and Sweden) (SI table S11).

### Conclusions

To be effective, communications on climate change must meet the needs of the receivers. Among European forest professionals significant patterns of correlations between climate change adaptation and beliefs and expectations are detectable. This suggests that the evidence-based guidelines for adequate communications we developed have the potential to help communicators meet the communication needs of European forest professionals on climate change forest adaptation. The new methodology presented in this study can be applied to a wide range of similar decision problems, such as citizens' decisions in response to environmental changes, including decisions involving tradeoffs among values.

We found that strong belief in local impacts of climate change was a prerequisite of decisions in favor of climate change adaptation. Moreover, adaptation to climate change correlated with net values of specific climate change expectations and generally, it increased with the absolute value of net expectations unless tipping point behavior occurred. Tipping point behavior was described in the present study for the first time. It was observed in South and South-West Europe as well as North and North-East Europe. Those exhibiting tipping point behavior believe that the earth (or relevant parts of it), has passed into a new system with uniformly worse or better consequences in the relevant forest system. Thus, for them, there is nothing to be gained from taking climate change adaptation action.

We found that the perceived capacity to adapt to climate change correlated with climate change adaptation but in a more complex way than previous studies have suggested. The finding that communications describing effective measures for climate change adaptation may encourage as well as inhibit decisions for adaptation depending on the net values of climate change expected by the receiver has important implications for climate change communication policy, and indeed for education curricula. We found that, unless they are balanced with communications on how climate change leads to negative impacts, communications focusing on effective adaptation measures could inhibit decision-making for adaptation if the receiver is aware of effective adaptation measures. Furthermore, those with weak expectations of impacts need communications on climate change and how it impacts on the forest before communications on measures can be effective.

We observed polarization in the positive and negative values of overall climate change impacts held true in half of the forest professional respondents. The polarization was triggered by a mechanism that has not been presented before which we call the "blocked beliefs" effect. Blocked beliefs correlated with experiences of climate change impacts but did not correlate with adaptation to climate change. Further investigation to establish whether the blocked beliefs effect triggers polarization of other values too is needed. The other values here include trust in climate change scientists, for which polarization might affect the strength of belief in climate change and thereby, potentially, profoundly impact climate change decisions for climate change action, especially among professionals.

### References

1. Lee TM, Markowitz EM, Howe PD, Ko CY, Leiserowitz AA 2015 Predictors of public climate change awareness and risk perception around the world. *Nature Climate Change* **11**:1014-1020.



2. Sousa-Silva R, Verbist B, Lomba Â, Valent P, Suškevičs M, Picard O, Hoogstra-Klein MA, Vasile-Cosmin Cosofret V-C, Bouriaud L, Ponette Q, Verheyen K, Muys B 2018 Adapting forest management to climate change in Europe: Linking perceptions to adaptive responses. *Forest Policy and Economics* **90**:22-30.
3. Clayton S, Devine-Wright P, Stern PC, Whitmarsh L, Carrico A, Steg L, Swim J, Bonnes M 2015 Psychological research and global climate change. *Nature Climate Change* **5**:640-646. DOI: 10.1038/NCLIMATE2622
4. Hume D 1777 *Enquiries Concerning the Human Understanding*, Section VII. (Several editions available).
5. Davidson D 1963 Actions, reasons, and causes. *J. Philosophy* **60**:685–700.
6. Crompton T 2011 Values matter. *Nature Climate Change* **1**:276–277.
7. O'Brien K, Wolf J 2010 A values-based approach to vulnerability and adaptation to climate change. *WIREs Climate Change* **1**:232.
8. Kahan DM, Peters E, Wittlin M, Slovic P, Larrimore Ouellette, Braman D, Mandel G 2012 The polarizing impact of science literacy and numeracy on perceived climate change risks. *Nature Climate Change* **2**:732–735.
9. Safford TG, Whitmore EH, Hamilton LC (2020) Questioning scientific practice: linking beliefs about scientists, science agencies, and climate change, *Environmental Sociology*, **6**:194-206, DOI: 10.1080/23251042.2019.1696008
10. Grothmann T, Patt A 2005 Adaptive capacity and human cognition: The process of individual adaptation to climate change. *Global Environmental Change* **15**:199-213.
11. Blennow K, Persson J, Tomé M, & Hanewinkel M 2012 Climate change: believing and seeing implies adapting. *PLOS ONE*, **7**(11):e50181. <http://dx.plos.org/10.1371/journal.pone.0050182> DOI: 10.1371/journal.pone.0050182
12. Persson J et al. 2020 No polarization – expected values of climate change impacts among European forest professionals and scientists. *Sustainability* **12**(7): 2659.
13. von Neumann J, Morgenstern O 1944 *The Theory of Games and Economic Behavior*. Princeton University Press.
14. Lenton TM, Held H, Kriegler E, Hall JW, Lucht W, Rahmstorf S, and Schellnhuber HJ. 2008 Tipping elements in the Earth's climate system. *PNAS* **105**:1786-1793.
15. Fischhoff B, Brewer N, Downs JS (eds.) 2011 *Communicating risks and benefits: An evidence-based user's guide*. Washington, DC: Food and Drug Administration. <http://www.fda.gov/AboutFDA/ReportsManualsForms/Reports/ucm268078.htm>
16. LimeSurvey 2016 *LimeSurvey Project Team. LimeSurvey: An Open Source Survey Tool*; LimeSurvey Project: Hamburg, Germany; Available online: <http://www.limesurvey.org> (accessed on 1 February 2016).
17. Bååth R. 2014 Bayesian First Aid: A Package that Implements Bayesian Alternatives to the Classical \*.test Functions in R. In the proceedings of *UseR! 2014 - the International R User Conference*.
18. Kapelner A, Bleich J 2016 bartMachine: Machine Learning with Bayesian Additive Regression Trees. *bartMachine: Machine Learning with Bayesian Additive Regression Trees. Journal of Statistical Software* **70**:1-40. doi:10.18637/jss.v070.i04



19. Goldstein A, Kapelner A, Bleich J, Pitkin E 2015 Peeking Inside the Black Box: Visualizing Statistical Learning with Plots of Individual Conditional Expectation. *Journal of Computational and Graphical Statistics* **24**: 44-65.
20. Cemgil AT 2009 Bayesian inference for Nonnegative matrix factorization models. *Computational Intelligence and Neuroscience* Article ID 785152. doi:10.1155/2009/785152
21. R Core Team 2019 *R: A language and environment for statistical computing*. R Foundation for Statistical Computing, Vienna, Austria. URL <https://www.R-project.org/>.
22. Woo J, Wang J 2019 *ccfindR: Cancer Clone Finder*. R package version 1.4.2. <http://dx.doi.org/10.26508/lsa.201>
23. Persson J, Johansson E, Olsson L 2018 Harnessing local knowledge for scientific knowledge production: challenges and pitfalls within evidence-based sustainability studies. *Ecology and Society*, **23**:4.
24. Blennow K, Persson J 2009 Climate change: motivation for taking measure to adapt. *Global Environmental Change* **19**:100–104. DOI:10.1016/j.gloenvcha.2008.10.003.
25. Liberman N, Trope Y 2008 The psychology of transcending the here and now. *Science* **322**:1201-1205.

**Acknowledgments:** We are grateful to all respondents to the questionnaires for their valuable input. We thank Gail Atkinson for reviewing the English language of a draft questionnaire.

**Funding:** This paper is based upon work from COST Action FP1304 PROFOUND (Towards Robust Projections of European Forests under Climate Change), supported by the European Cooperation in Science and Technology (COST – [www.cost.eu](http://www.cost.eu)). The research was supported by The Swedish Energy Agency [grant number 45808-1] (to K.B.); The Swedish Research Council Formas [grant number 2019-00165] (to K.B. and J.P.) and [grant number 259-2008-1718] (to J.P.); The Swedish Foundation for Humanities and Social Sciences [grant number M14-0138:1] (to J.P.); Slovak Research and Development Agency, Projects No. APVV-18-0305 (J.M.); the grant 'EVA4.0', No. CZ.02.1.01/0.0/0.0/16\_019/0000803 financed by OP RDE (K.M.); the German Federal Ministry of Education and Research (BMBF, grant no. 73 01LS1201A1) (to C.P.O.R.); the German Federal Office for Agriculture and FOOD (BLE, grant no. 2816ERA06S) (to C.P.O.R.).

**Author contributions:** K.B. and J.P. conceived the paper and wrote the first draft. K.B., L.G., J.P., A.B., I.D., J.H., E.J., M.L., J.M., K.M., M.P., M.P., F.R., G.V. and C.P.O.R. conducted the survey and K.B. carried out the analysis. All of the authors have reviewed the manuscript.

**Competing interests:** All authors declare no competing interests.

**Data and materials availability:** The data that support the findings of this study are available upon reasonable request from the authors.

1  
2  
3  
4  
5  
6  
7  
8  
9  
10  
11  
12  
13  
14  
15  
16  
17  
18  
19  
20  
21  
22  
23  
24  
25  
26  
27  
28  
29  
30  
31  
32  
33  
34  
35  
36  
37  
38  
39  
40  
41  
42  
43  
44  
45  
46  
47  
48  
49  
50  
51  
52  
53  
54  
55  
56  
57  
58  
59  
60

Accepted Manuscript