



LUND UNIVERSITY

Health-related quality of life in children with surgery for CHD **a study from the Swedish National Registry for Congenital Heart Disease** Svensson, Birgitta; Idvall, Ewa; Nilsson, Fredrik; Liuba, Petru

Published in:
Cardiology in the Young

DOI:
[10.1017/S1047951116000585](https://doi.org/10.1017/S1047951116000585)

2017

Document Version:
Peer reviewed version (aka post-print)

[Link to publication](#)

Citation for published version (APA):
Svensson, B., Idvall, E., Nilsson, F., & Liuba, P. (2017). Health-related quality of life in children with surgery for CHD: a study from the Swedish National Registry for Congenital Heart Disease. *Cardiology in the Young*, 27(2), 333-343. <https://doi.org/10.1017/S1047951116000585>

Total number of authors:
4

General rights

Unless other specific re-use rights are stated the following general rights apply:
Copyright and moral rights for the publications made accessible in the public portal are retained by the authors and/or other copyright owners and it is a condition of accessing publications that users recognise and abide by the legal requirements associated with these rights.

- Users may download and print one copy of any publication from the public portal for the purpose of private study or research.
- You may not further distribute the material or use it for any profit-making activity or commercial gain
- You may freely distribute the URL identifying the publication in the public portal

Read more about Creative commons licenses: <https://creativecommons.org/licenses/>

Take down policy

If you believe that this document breaches copyright please contact us providing details, and we will remove access to the work immediately and investigate your claim.

LUND UNIVERSITY

PO Box 117
221 00 Lund
+46 46-222 00 00

Health-Related Quality of Life in Children with Surgery for Congenital Heart Disease- a Study from the SWEDCON Registry

Authors and affiliation:

Birgitta Svensson, ¹ Ewa Idvall, ² Fredrik Nilsson³ and Petru Liuba¹

¹ Department of Cardiology, Pediatric Heart Center, Skåne University Hospital, Lund, Sweden

² Department of Care and Science, Faculty of Health and Society, Malmö University, Malmö, Sweden

³ Research and Development Centre Skåne, Unit for Medical Statistics and Epidemiology, Skåne University Hospital, Lund, Sweden

Correspondence to:

Birgitta.Svensson@med.lu.se

Registered Nurse, MSc in Nursing

Pediatric Heart Center

Skåne University Hospital Lund

22185 Lund, Sweden

Lund University

Box 117

221 00 Lund

Abstract

Background: As survival of children with CHD needing surgery has improved significantly, the need for follow-up in terms of health-related quality of life has become increasingly important. In this study we sought to describe health-related quality of life in children with CHD in relation to cardiac surgery.

Methods: A retrospective Swedish National Registry for Congenital Heart Disease survey measured using DISABKIDS chronic generic measure-short version included 337 children (age 9-17 years; 39% girls). The majority (n=319, 95 %) of children had a biventricular heart whereas the remaining had univentricular heart. Cardiac surgery was performed in 197 (58 %) children. Health-related quality of life was expressed as total score (100 highest) and was given as median and 10-90th percentiles.

Results: The overall total score was 95 (88-100). Children with a biventricular heart who had undergone three or more surgeries (n=31; 9 %) had the lowest total score 81 (61-97; $p < 0.001$). Children with two or more surgeries and those with univentricular heart were classified in NYHA II more frequently than children with one or no cardiac surgery ($p=0.005$ and $p<0.001$, respectively). Children with three or more surgeries and those with univentricular heart needed more help at school ($p<0.001$). Compared with children with other chronic diseases, children with CHD had a high total score except for children with three or more surgeries who had comparable total score to children with other chronic diseases.

Conclusion: Children with three or more cardiac surgeries and those with a univentricular heart appear to have lower health related quality of life, cognitive ability and NYHA classification.

Keywords

Health-related quality of life, congenital heart disease, children, registry study

Introduction

A cardiac malformation occurs in one percent of the neonates and represents the most common type of congenital disease. Nearly one third of children with congenital heart disease (CHD) need corrective or palliative treatment via either surgery or catheterization.¹ With advances in surgical and postoperative care, the large majority of pediatric patients nowadays reach adulthood. Therefore, long-term follow-up with regard to health-related quality of life measurement has become increasingly important.

Defining quality of life as a concept for children is challenging particularly in view of the developmental stages.² Nevertheless research focusing on health-related quality of life for children with CHD has increased during the last decade.³ Health-related quality of life is defined “as the influence of a specific illness, medical therapy, or health services policy on the ability of patients to both function in and derive personal satisfaction from various physical, psychological, and social life contexts”.⁴

Previous research in the field of CHD has yielded different results. Kwon et al⁵ showed that health-related quality of life in children with Tetralogy of Fallot (n=20), which typically requires at least one surgery, was comparable to healthy children and higher compared to other chronically ill children. Similar findings were obtained by Mussatto and Twedell et al.⁶ that health-related quality of life of 182 children with complex CHD was higher than in those with non-cardiac chronic diseases. Uzark et al⁷ reported that children with various types of CHD (n=347) perceived their health-related quality of life to be lower than healthy children. In the same study children with more than one cardiac surgery and need for additional surgery and those with uncorrectable or palliated CHD had lower physical functioning and cognitive function scores. In a multicentre study by Marino et al⁸ on 1605 children in which those with repaired biventricular heart disease had lower health related quality of life than children with mild CHD with no previous surgical or catheter based intervention. According to the same study, an increased number of cardiac surgeries appears to decrease the health-related quality of life. This finding could not be replicated by Mussatto and Twedell⁶ who found no association between the number of open-heart operations and quality of life in children.

The discrepancy in results could be explained by differences in the data collection questionnaire, cohort size or selected diagnosis.⁹ A generic questionnaire as the pediatric quality of life inventory (PedsQL) 4.0 generic core scales provides the advantage of comparing cardiac children with healthy and/or chronically ill children.^{5, 6,10} Disease-specific questionnaires for children with CHD as the pediatric quality of life inventory (PedsQL) 3.0 cardiac module and Pediatric cardiac quality of life inventory (PCQLI), have the ability to distinguish between subgroups within a certain disease.^{7, 8,11} DISABKIDS questionnaires are available as both generic and disease - specific for children with chronic conditions and have been used in studies on children with diabetes,¹² cancer,¹³ and previous major trauma.¹⁴ To the best of our knowledge there are no published studies using DISABKIDS questionnaires in

children with CHD.

Since 1994, pediatric cardiac surgery in Sweden has been centralized to only two tertiary referral centers, in Lund and Gothenburg. Approximately 600 cardiac surgeries are performed every year at these two hospitals¹ and a number of variables including health-related quality of life are stored in the Swedish National Registry for Congenital Heart Disease (SWEDCON) which was started in 2009. In the pediatric population, the health related quality of life is assessed using the DISABKIDS chronic generic measure-short version. As a complement to this generic short questionnaire, other measures related to health related quality of life such as New York Heart Association classification (NYHA), cognitive function, physical activity and psychosocial ability are added to the SWEDCON registry.

The overall aim of this study was to describe the relationship between the number of surgeries for CHD in children and DISABKIDS chronic generic measure-short version -based health-related quality of life, NYHA, cognitive function, physical activity, and psychosocial ability using data from the SWEDCON registry. Another goal was to compare the health-related quality of life for children with CHD with a reference population of children with other chronic diseases.

Material and methods

The SWEDCON registry

The pediatric part in the SWEDCON registry contains information about medical data including diagnosis, medication, type and number of surgeries and catheter interventions, types of cardiac investigations, physical function as NYHA class and physical activity, psychosocial data as cognitive function and psychosocial ability and health-related quality of life data.¹ The health-related quality of life data, physical activity, and psychosocial data are collected at seven hospitals whereas other data are collected at 30 hospitals across the country.¹ Information about the SWEDCON registry is given to children and their parents during their visit at the outpatient clinics. Those who agree to participate in the registry are asked to complete DISABKIDS chronic generic measure-short version and to answer additional questions regarding NYHA, cognitive function, physical activity, and psychosocial ability. In this study the degree of registry completeness was 91 percent.

Data collection

Children who attended the outpatient clinic at Pediatric Heart Center of the Skåne University Hospital in Lund between February 2009 and September 2014 were included. All data (detailed below) were retrieved from the SWEDCON registry. Inclusion criteria were as follows: history of congenital heart disease, between 9 and 17 years, and completion of DISABKIDS chronic generic measure-short version. The registry variables included health-related quality of life, demographics, cardiac diagnosis, and previous cardiac surgeries including information on type, number and age at surgery, NYHA, cognitive function, physical activity, and psychosocial ability. Children with biventricular heart were divided into four groups based on the number of cardiac surgeries: no cardiac surgery, one cardiac surgery, two cardiac surgeries, and three or more cardiac surgeries. Children with a univentricular heart were grouped separately. Cardiac

surgery was defined as an operation on the heart or the intrathoracic great vessels through a sternotomy or thoracotomy in either curative or palliative purpose.

DISABKIDS chronic generic measure-short version

The DISABKIDS chronic generic measure-short version is a self-reported questionnaire earlier validated for use in children from 8 to 17 years with chronic disease² and was developed by “The DISABKIDS group Europe”, a cooperation project between Germany, Sweden, France, the Netherlands, Austria and the United Kingdom.¹⁵ The DISABKIDS chronic generic measure-short version assesses health-related quality of life for children with disabilities in relation to subjective and social wellbeing with special emphasis on health care and medical treatment.² The questionnaire includes 12 items (10 items if without medications) measuring mental (4 items), social (4 items), and physical (4/2 items) impact on the health condition.¹⁵ Each question considers the last 4-week period, and the response for each item is graded using a 5-point scale indicating frequency of behaviours or feelings as 1 = never, 2 = seldom, 3 = quite often, 4 = very often, 5 = always. The higher the score (max 100) the higher the self-perceived health-related quality of life. Percentiles for self-perceived health-related quality of life are integrated in the DISABKIDS chronic generic measure-short version from a reference population of children of the same age and gender with other chronic conditions. This enables a comparison with children with asthma, arthritis, dermatitis, diabetes, cerebral palsy, cystic fibrosis, and epilepsy.¹⁵

NYHA, cognitive function, physical activity, and psychosocial ability

Questions about these variables were addressed to children and their parents together. NYHA¹⁶ ranged from (1-4) “capacity like healthy peers” to “symptom at rest”; cognitive function ranged from (1-4) “regular school” to “severe impairment learning ability”; psychosocial ability¹⁷ from (1-4) “no significant conflicts with friends” to “permanent contact problems” and physical activity ranged from (1-3) “no extra physical activity” to “more than three hours physical activity per week”. Moreover, two additional options were added to the variables NYHA, cognitive function and psychosocial ability: “not classifiable/mainly limited by non-cardiac conditions” and “unknown”. For the variable physical activity “unknown” was added.

Statistical analysis

Analyses for group comparison and descriptive statistics were performed using SPSS 21.0 version (SPSS IBM, NY, USA). The remaining analyses were carried out using R version 3.1.2.¹⁸ The DISABKIDS chronic generic measure-short version total score is given as median and as a measure of dispersion the 10 to 90th percentiles. As these data were skewed, non-parametric tests such as Kruskal Wallis with Monte Carlo p-values based on 10000 samples, and exact Mann-Whitney U test when appropriate were used to assess the differences. The total score from The DISABKIDS chronic generic measure-short version were transformed from a raw score to a range of 0 to 100. Thus a “standardized raw score” = $((\text{point}-12)/48)*100$ (if 12 questions were answered), or = $((\text{point}-10)/40)*100$ (if 10 questions were answered). A p-value < 0.05 was considered statistically significant. Post-hoc tests were Bonferroni-adjusted for multiple comparisons.

In order to adjust for confounding factors, a model for the health-related quality of life in the different groups was made. Transformed scores, 100 – standardized score, were analysed using a quasi-Poisson model with identity link to allow for remaining over-dispersion and to correct for the variance structure. Estimates were then converted back to the standardized scale. All pairwise interactions were assessed; interactions with $p < 0.05$ were retained.

For each of the four groups with children with a biventricular heart and for the one with an univentricular heart the confidence interval for the expected quantiles was found by simulating 1000 replicates with as many observations as those present in a specific group. The 2.5th and 97.5th bootstrapped empirical percentile for each expected quantile were then used to provide the confidence intervals for the expected pattern in Figure 2. The observed quantiles of the DISABKIDS chronic generic measure-short version score were also compared with the expected distribution using a Kolmogorov-Smirnov test.

Results

In total, 337 children who completed DISABKIDS chronic generic measure-short version were included. The median age (10-90th) was 14 years (9-17 years) and 39 % were girls. The median time between surgery and DISABKIDS chronic generic measure-short version was 10 years (6-14 years). The main demographic surgical and pharmacological characteristics are detailed in Table 1. The majority ($n=321$, 95%) had a biventricular heart. Of these, 140 (42%) children had no cardiac surgery, 117 (35%) had one cardiac surgery, 31 (9%) had two surgeries, and 31 (9%) had three or more cardiac surgeries. In total 18 (5%) children had univentricular heart surgeries (Table 1). The main cardiac diagnoses are shown in Table 2.

The DISABKIDS chronic generic measure-short version

The overall total score was 95 (75-100) with no difference in gender ($p > 0.3$). When children with biventricular heart and univentricular heart were grouped together, those with three or more cardiac surgeries had a lower total score than those with no, one or two cardiac surgeries ($p < 0.001$; Fig 1a). When children with univentricular were grouped separately, the total score remained significantly lower for those with biventricular heart and three or more surgeries ($p < 0.001$; Fig 1b). Children with a univentricular heart had a lower total score than those with no cardiac surgery or one cardiac surgery ($p = 0.005$, Figure 1). The total score for children with three or more cardiac surgeries was comparable with that for children with other chronic diseases; however, the total score for children with no, one or two cardiac surgeries ($p < 0.001$) and for those with an univentricular heart ($p = 0.047$) was higher compared with children with other chronic diseases (Figure 2). Among those with cardiac surgery, there was no difference ($p > 0.3$) in total score between children undergoing their first surgery before one month of age and those with surgery beyond one month of age. The results of the items included in the DISABKIDS chronic generic measure-short version are detailed in Table 3.

Although we could not observe any interaction between NYHA and cardiac surgeries, we studied children classified in NYHA I (Table 4) and found that children with three or more surgeries had lower total score than those with none or one surgery ($p > 0.001$) or those with two surgeries ($p = 0.002$). The internal consistency for the DISABKIDS chronic generic measure-short version expressed by Cronbach alpha was 0.84.

NYHA, cognitive function, physical activity and psychosocial ability

Data on NYHA, physical activity, cognitive function, and psychosocial ability were unavailable in five and nine children, respectively. The majority of respondents were classified in NYHA I (n=290, 87%) and attended regular school (n=293, 88%). The groups with two (p=0.005), three or more surgeries (p<0.001) and univentricular heart (p<0.001) had a larger number of children in NYHA II than those with no or one cardiac surgery (Figure 3). Nearly all children in NYHA III were among those with three or more surgeries and those with a univentricular heart (p<0.001). Children with three or more surgeries and those with a univentricular heart needed more help in school than children with no or one cardiac surgery (p<0.001). No significant differences between the groups of children were found in terms of “physical activity” and “psychosocial ability” (Figure 3).

Adjusted model

In total 38 % of the deviance for the total score in DISABKIDS chronic generic measure-short version was explained in the quasi-Poisson regression model (Table 5 and 6). Variables that predicted lower total score were “NYHA”, “number of cardiac surgery”, “cognitive function”, “psychosocial ability”, and “physical activity and gender”.

Discussion

In a retrospective survey of a nationwide registry for congenital heart disease including a relatively large cohort from a tertiary referral center for pediatric cardiac surgery, we found that children with a biventricular heart and three or more cardiac surgeries and children with univentricular heart had lower health-related quality of life, were more frequently classified in NYHA II or III and needed more often help in school. To the best of our knowledge, this is the first registry-based study using DISABKIDS chronic generic measure-short version to assess health-related quality of life of children with CHD.

In our cohort, the majority of cardiac surgeries were performed on by pass (“open-heart”), and nearly one third were relatively complex, including corrective or palliative surgeries in children with Tetralogy of Fallot, transposition of the great arteries, and aortic valve disease. Importantly, the distribution of these surgeries (detailed in Table 2) resembled the overall distribution of cardiac surgeries at our center. In a comprehensive review of previous randomized, case-control and cohort studies, Latal et al.⁹ noticed that children with open-heart surgery for CHD are at risk for impaired quality of life. The authors` call for future self-report studies addressing the quality of life in children and adolescents with cardiac surgery remains important. Other aspects related to cardiac surgery deserve attention too. In the multicenter study by Marino⁸ both the disease severity and frequency of cardiac surgeries were associated with lower health-related quality of life. The main finding in our study indicating lower quality of life in children with three or more cardiac surgeries is thus in line with previous studies showing an impaired health-related quality of life in children with more complex heart disease.^{8-11, 19} On the other hand, as suggested in a previous study by Ternstedt et al at 20 and 30 years after surgery for atrial septal defect and tetralogy of Fallot,²⁰ the

complexity of CHD is not necessarily congruent with certain aspects related to the health-related quality of life.

Comparison to children with other chronic diseases

In our study 306 children (92%) had a higher total score compared with children in the same age and gender with other chronic diseases; this is comparable with results from previous studies although a different questionnaire was used.^{5, 6} The reference population in the DISABKIDS questionnaire is composed of European children with asthma, arthritis, dermatitis, diabetes, cerebral palsy, cystic fibrosis, and epilepsy. The differences between the health care systems in the European countries may have an impact on the result, however, in another study,¹² Swedish children with diabetes responded to DISABKIDS chronic generic measure long version and the median of total score were 80. Importantly, the total score in the long version is comparable with that of the short version.¹⁵ Children born with diseases, similar to the children in our study, may rate their health-related quality of life independent of their functional or health state because they have no perception of another health state.²¹ The difference between acquired and congenital disease could have had an impact on the results in our study.

NYHA

NYHA is a subjective index of heart-related physical capacity and was earlier used as a surrogate in quality of life research.³ A study by Berghammer et al²² showed that NYHA was a predictor for self-reported health status according to the generic Euro QoL-5 Dimension questionnaire responded by adults with CHD. In our study, a decreased total score was associated with NYHA II and III, suggesting a possible link between decreased health-related quality of life, NYHA classification, and the complexity of heart disease. As children in NYHA I with three or more surgeries had lower total score than the rest of children in NYHA I, it is conceivable that the complexity of the heart disease rather than NYHA accounts for the decreased health related quality of life.

Cognitive function

The association between CHD and cognitive function has been assessed in several studies, with results suggesting a link between the severity of CHD and impaired cognitive function.^{7, 11,19,23} In our study, cognitive ability was estimated by the need for aid at school, which is a fairly rough measure of cognitive impairment. Further research is needed to better understand the link between health related quality of life, neurodevelopment, and psychosocial factors.²³

Physical activity and gender

In the study by Mueller et al.²⁴, boys reported higher scores than girls in one item, physical well-being. In this study, 168 children with tetralogy of Fallot responded to self-reported KINDL-R quality of life questionnaire. This is consistent with our result showing that boys with less than three hours physical activity a week had a decreased total score.

There were no significantly differences in total score between children with one, two or no cardiac surgery. This finding can indicate that fewer surgeries have no impact on total score or

that DISABKIDS chronic generic measure-short version is not sufficiently sensitive to discriminate between these groups. A drawback with this questionnaire is that there is no possibility to divide the result in domains, as with a longer questionnaire. The shorter time required to complete the questionnaire is clearly an advantage.

In order to achieve a better understanding at a group level for children with CHD, categorizing is necessary because of the mixed spectrum of CHD with both mild and complex diagnoses. Categories in previous research were: severity of CHD¹⁹, separate diagnoses²⁰ or cardiac surgery⁸. In our study children were categorized based on the number of cardiac surgeries, as this illustrates the complexity of CHD and enables rough delineation between mild and complex CHD within the same diagnosis

Limitations

The overall cohort size, and the relatively low number of children with two or more surgeries, and children with univentricular heart may have influenced the results. Although the rate of response in our study was very high, the non-responders may choose to do so for various reasons including different perception of the utility of long-term health data acquisition. In addition, there are other potential ways to assess cognitive function and physical ability, such as intelligence test and exercise test, respectively, which were not used in our study. Future studies may be important to interrogate the correlation of these indices to those derived from the questionnaire.

Conclusion

Children with CHD estimated their health-related quality of life to be higher than children with other chronic diseases except for children with a biventricular heart and three or more cardiac surgeries. Children with higher number of cardiac surgeries, probably coincident with more severe cardiac disease, appear to have lower health-related quality of life, cognitive ability and NYHA. Thus, health-related quality of life variables in the SWEDCON registry could be used to identify children at risk for lower health-related quality of life. A validated instrument for health-related quality of life in children with CHD is important for future “interventional” studies aimed to improve the health-related quality of life in risk patients.

Acknowledgements

The authors thank Associate Professor Gudrun Björkhem for sharing her in-depth knowledge of the SWEDCON registry.

Financial support

This study was supported with grants from Vårdakademin (Academy of Caring Science), UFO (Development and Research in the Health Care Area, Region Skåne and the Southern Health Care Region) and Pediatric Heart Center at the Skåne University Hospital and Lund University.

Conflicts of interest

None.

Ethical standards

The study was approved by the Ethics Committee for Human Research at the Lund University (# 2011/749).

References

1. About SWEDCON; Swedish National Registry for Congenital Heart Disease, retrieved November 2015 from <http://www.ucr.uu.se/swedcon>.
2. Bullinger M, Schmidt S, Petersen C, The DISABKIDS group. Assessing quality of life of children with chronic health conditions and disabilities: a European approach. *Int J Rehabil Res.* 2002; 25:197–206.
3. Bratt EL, Moons P. Forty years of quality-of-life research in congenital heart disease: Temporal trends in conceptual and methodological rigor. *Int J Cardiol.* 2015; 195:1-6.
4. Costello JM, Mussatto K, Cassedy A et al. Prediction by clinicians of quality of life for children and adolescents with cardiac disease. *J Pediatr.* 2015; 166: 679-83.
5. Kwon EN, MD, Mussatto K, Simpson PM, Brosig CB, Nugent M, Samyn MM. Children and adolescents with repaired Tetralogy of Fallot report quality of life similar to healthy peers. *Congenit Heart Dis.* 2011; 6:18–27.
6. Mussatto K, Twedell J. Quality of life following surgery for congenital cardiac malformations in neonates and infants. *Cardiol Young.* 2005; 15:174-178.
7. Uzark K, Jones K, Slusher J, Limbers CA, Burwinkle TM, Varni JW. Quality of life in children with heart disease as perceived by children and parents. *Pediatrics.* 2008; 121: e1060-1067.
8. Marino BS, Tomlinson RS, Wernovsky G, et al. Validation of the pediatric cardiac quality of life Inventory. *Pediatrics.* 2010; 126: 498-508.
9. Latal B, Helfricht S, Fisher JE, Baursfeld U, Landolt MA. Psychological adjustment and quality of life in children and adolescents following open-heart surgery for congenital heart disease: a systematic review. *BMC Pediatrics.* 2009; 9:6. Doi:10.1186/1471-2431-9-6.

10. Eagleson KJ, Justo RN, Ware RS, Johnson SG, Boyle FM. Health-related quality of life and congenital heart disease in Australia. *Journal of Pediatrics and Child Health*. 2013; 43: 856-864.
11. Sand P, Kljajic M, Sunnegårdh J. The reliability of the pediatric quality of life inventory 3.0 cardiac module for Swedish children with congenital heart defects. *Nordic Psychology*. 2013; 09: 1-14.
12. Chaplin JE, Hanas R, Lind A, Tollig H, Wrammer N, Lindblad B. Assessment of childhood diabetes - related quality- of -life in West Sweden. *Acta Paediatr*. 2009; 98: 361-366.
13. Sandeberg M, Johansson E, Björk O, Wettergren L. Health-related quality of life relates to school attendance in children on treatment for cancer. *J Pediatr Oncol Nurs*. 2008; 25: 265-274.
14. Janssens L, Gorter JW, Ketelaar M, Holtslag HR. Health-related quality-of-life measures for long-term follow-up in children after major trauma. *Qual Life Res*. 2008; 17: 701-713.
15. The European Disabkids Group. The DISABKIDS questionnaires quality of life questionnaires for children with chronic conditions-Handbook. Pabst Science Publishers, Germany, 2006.
16. The Criteria Committee for the New York Heart Association. Nomenclature and Criteria for Diagnosis of Diseases of the Heart and Great Vessels Ninth Edition. Little Brown and Company, 1994, pp 253-255.
17. Birkeland A, Rydberg, Hägglöf B. The complexity of the psychosocial situation in children and adolescents with heart disease. *Acta Pædiatr*, 2005; 94: 1495-1501.
18. R Core Team 2014. R: A language and environment for statistical computing. R Foundation for Statistical Computing, Vienna, Austria. Retrieved November 2015 from <http://www.R-project.org/>.
19. Tahirović E, Begić H, Nurkić M, Tahirović H, Varni JW. Does the severity of congenital heart defects affect disease-specific health-related quality of life in children in Bosnia and Herzegovina? *Eur J Pediatr*. 2010; 169: 349–353.
20. Ternstedt BM, Wall K, Oddsson H, Riesenfeld T, Groth I, Schollin J. Quality of life 20 and 30 years after surgery in patients operated on for Tetralogy of Fallot and for Atrial Septal Defect. *Pediatr Cardiol*. 2001; 22:128-132.

21. Davis E, Waters E, Mackinnon A et al. Paediatric quality of life instruments: A review of the impact of the conceptual framework on outcomes. *Dev Med Child Neurol.* 2006; 48: 311-318.
22. Berghammer M, Karlsson J, Ekman I, Eriksson P, Dellborg M. Self-reported health status (EQ-5D) in adults with congenital heart disease. *Int J. Cardiol.* 2013; 165: 537-543.
23. Marino BS, Uzark K, Ittenbach R, Drotar D. Evaluation of quality of life in children with heart disease. *Progress in pediatric cardiology.* 2010; 29:131-138.
24. Mueller GC, Sarikouch S, Beerbaum P et al. Health-related quality of life compared with cardiopulmonary exercise testing at the midterm follow-up visit after Tetralogy of Fallot repair: A study of the German competence network for congenital heart defects. *Pediatr Cardiol.* 2013; 34: 1081-1087.

Table Legend

Table 1. Demographic, pharmacological and surgical characteristics in the study groups. UVH: Univentricular heart

Table 2. Main cardiac diagnosis in the study groups. *Only included in the UVH group. PDA=persistent ductus arteriosus, HLHS= hypoplastic left heart syndrome, TGA=transposition of the great arteries, AVSD=atrioventricular septal defect, ASD=atrial septal defect, VSD =ventricular septal defect.

Table 3. Items included in the DISABKIDS chronic generic measure-short version. Each item is graded using a 5-point scale indicating frequency of behaviours or feelings as 1 = never, 2 = seldom, 3 = quite often, 4 = very often, 5 = always. 5 is the highest total score for items 1,2,9 and 10. For the other items, 1 is the highest total score. Data are shown as median (10-90th percentiles). UVH: Univentricular heart

Table 4. The DISABKIDS chronic generic measure-short version total score for children in NYHA 1 in the study groups. Ts=total score, UVH=univentricular heart.

Table 5. Estimates from the quasipoisson model. ‡) Intercept represent : Boys (n=198), age=9 yrs (n=50), no cardiac surgery (n=139), NYHA1 (n=286), > 3hr/w physical activity and boy (n=140), no conflicts with peers (n=313), regular school (n=286). UVH: Univentricular heart

Table 6. Analysis of variance table of deviances. R-sq. (adj)=0.381 n=324; df=degrees of freedom, f= observed F-statistic.

Figure Legend

Figure 1a. The DISABKIDS chronic generic measure-short version total score in children grouped according to the number of surgeries.

Figure 1b. Children with univentricular heart are grouped separately. Data are shown as median (10– 90th percentiles).

Figure 3. The distribution of the DISABKIDS chronic generic measure-short version total score in relation to the reference score for children with other chronic disease. The full line denotes total score for children with congenital heart disease; the area within the dotted lines includes total score for children with other chronic disease.

Figure 4. Supplementary variables in the Swedish National Registry for Congenital Heart Disease: 0= no cardiac surgery, 1= one cardiac surgery, 2= two cardiac surgeries, 3 = three or more cardiac surgeries, 4= univentricular heart. For the variable “cognitive function”, the answer options 3–4 are merged; for the variable “psychosocial ability”, 2– 4 are merged. (a) NYHA; (b) Cognitive function; (c) Physical activity; (d) Psychosocial ability

Table 1. Demographic, pharmacological and surgical characteristics in the study groups.

	No cardiac surgery (n=140)	1 cardiac surgery (n=117)	2 cardiac surgeries n=31	≥3 cardiac surgeries (n=31)	UVH (n=18)	Total (n=337)
Age (median (10-90 th))	14 (9-17)	14 (9-16)	14 (9-17)	14 (9-16)	15 (9-16)	14 (9-17)
Boys (n (%))	80 (57)	82 (70)	17 (55)	16 (52)	9 (50)	204 (61)
Number of children with 1 st surgery within 1 st month (n (%))		32 (27)	9 (29)	14 (45)	14 (78)	69 (20)
Number of children on medications (n (%))	23 (16)	29 (25)	5 (16)	13 (42)	17 (94)	87 (26)

UVH: Univentricular heart

Table 2. Main cardiac diagnosis in the study groups.

	No cardiac surgery (n (%))	1 cardiac surgery (n (%))	2 cardiac surgeries (n (%))	≥3 cardiac surgeries (n (%))	Total (n (%))
Aortic anomalies	5 (4)	22 (19)	9 (29)	3 (10)	39 (12)
ASD	21 (15)	14 (12)	0	0	35 (10)
VSD	37 (26)	19 (16)	2 (6)	0	58 (17)
PDA	7 (5)	1 (1)	0	0	8 (2)
Aortic valve anomalies	32 (23)	8 (7)	0	3 (10)	43 (13)
Tetralogy of Fallot	0	14 (12)	11 (35)	11 (35)	36 (11)
Congenitally corrected transposition	0	0	1 (3)	1 (3)	2 (1)
Mitral valve anomalies	15 (11)	2 (2)	0	0	17 (5)
Pulmonary valve anomalies	19 (14)	7 (6)	2 (6)	3 (10)	31 (9)
TGA	0	18 (15)	3 (10)	4 (13)	25 (7)
Tricuspid valve anomalies	1 (1)	1 (1)	0	0	2 (1)
Truncus	0	0	2 (6)	4 (13)	6 (2)
AVSD	0	8 (7)	1 (3)	2 (6)	11 (3)
Univentricular heart	0	0	4*	8*	12 (4)
HLHS	0	0	0	6*	6 (2)
Others	3 (2)	3 (3)	0	0	6 (2)
Total	140	117	31	31	337

PDA=persistent ductus arteriosus, HLHS= hypoplastic left heart syndrome, TGA=transposition of the great arteries, AVSD=atrioventricular septal defect, ASD=atrial septal defect, VSD =ventricular septal defect

*Only included in the UVH group.

Table 3. Items included in the DISABKIDS chronic generic measure-short version.

	No cardiac surgery (median (10-90 th))	1 cardiac surgery (median (10-90 th))	2 cardiac surgeries (median (10-90 th))	≥3 cardiac surgeries (median (10-90 th))	UVH (median (10-90 th))
1. Do you feel like everyone else though you have your condition?	5 (4-5)	5 (3-5)	5 (3-5)	4 (3-5)	5 (3-5)
2. Are you free to lead the life you want even though you have your condition?	5 (4-5)	5 (4-5)	5 (4-5)	4 (3-5)	5 (2.9-5)
3. Is your life ruled by your condition?	1 (1-3)	1 (1-3)	1 (1-2)	2 (1-4)	2 (1-3)
4. Does your condition bother you when you play or do other things?	1 (1-3)	1 (1-3)	1 (1-3)	2 (1-4)	2 (1-4)
5. Are you unhappy because of your condition?	1 (1-2)	1 (1-2)	1 (1-2)	1 (1-3)	1 (1-2)
6. Does your condition get you down?	1 (1-2)	1 (1-2)	1 (1-3)	1 (1-3)	1 (1-3)
7. Do you feel lonely because of your condition?	1 (1-1)	1 (1-1)	1 (1-2)	1 (1-3)	1 (1-3)
8. Do you feel different from other children/adolescents?	1 (1-2)	1 (1-3)	1 (1-2)	2 (1-4)	1 (1-3)
9. Do you think that you can do most things as well as other children/adolescents?	5 (4-5)	5 (4-5)	5 (4-5)	4 (3-5)	5 (3-5)
10. Do your friends enjoy being with you?	5 (5-5)	5 (5-5)	5 (4-5)	5 (4-5)	5 (4-5)
11. Does taking medication bother you?	1 (1-5) n=23	1 (1-3) n=29	1 (1-5) n=5	2 (1-4) n=13	1 (1-3) n=17
12. Do you hate taking your medicine?	1 (1-3) n=23	1 (1-3) n=29	1 (1-3) n=5	1 (1-4) n=13	1 (1-4) n=17

UVH= univentricular heart

Each item is graded using a 5-point scale indicating frequency of behaviours or feelings as 1 = never, 2 = seldom, 3 = quite often, 4 = very often, 5 = always. 5 is the highest total score for items 1,2,9 and 10. For the other items, 1 is the highest total score. Data are shown as median (10-90th percentiles).

Table 4. DISABKIDS chronic generic measure-short version total score for children in NYHA 1 in the study groups.

NYHA I	n (%)	Total Score	P-value
No cardiac surgery (0)	134 (46)	98 (85-100)	0-3 <0.001
1 cardiac surgery (1)	102 (35)	98 (79-100)	1-3 <0.001
2 cardiac surgery (2)	24 (8)	97 (84-100)	0-2 =0.002
≥3 cardiac surgery (3)	20 (7)	83 (63-100)	
UVH (4)	10 (3)	95 (72-100)	

UVH=univentricular heart

Total score is shown as median (10-90th percentiles).

Table 5. Estimates from the quasipoisson model.

	Estimate	Std. Error	P value	n
(Intercept)‡	94.06	1.32	<0,001	
<i>NYHA class</i>				
NYHA II	-11.4	2.55	<0,001	33
NYHA III	-17.1	8.07	0.03	5
<i>Psychosocial ability</i>				
Peer conflict	-9.81	3.79	0.01	11
<i>Age</i>				
10 years old	0,398	1.65	>0.3	44
11 years old	4.71	1.31	<0,001	31
12 years old	3.16	2.34	0.17	8
13 years old	3.26	2.06	0.11	11
14 years old	-0.063	1.97	>0.3	51
15 years old	1.91	1.54	0.21	51
16 years old	0,836	1.62	>0.3	44
17 years old	-0.307	1.81	>0.3	34
<i>Cognitive ability</i>				
Adaptation of teaching	-2.25	2.38	0.34	21
Impaired learning ability	-6.73	3.28	0.04	17
<i>Cardiac surgery</i>				
1 cardiac surgery	0,372	0,794	>0.3	111
2 cardiac surgery	-0.741	1.37	>0.3	29
≥ 3 cardiac surgery	-7.28	2.42	0,002	30
UVH	-1.72	2.6	>0.3	15
<i>Physical activity and gender</i>				
>3 h/week physical activity and girl	-0.119	0.91	>0.3	70
No extra physical activity and boy	-2.68	1.66	0,107	39
No extra physical activity and girl	-1.76	1.87	0.34	23
<3 h/week physical activity and boy	-9.02	2.92	0,002	19
<3 h/week physical activity and girl	1.23	0,749	0.1	33

UVH= univentricular heart

‡) Intercept represent : Boys (n=198), age=9 yrs (n=50), no cardiac surgery (n=139), NYHA I (n=286), > 3hr/w physical activity and boy (n=140), no conflicts with peers (n=313), regular school (n=286).

Table 6. analysis of variance table of deviances.

Parametric terms	Df	F	P-value
NYHA class	2	11.448	<0.001
Physical activity	2	5.725	0.003
Gender	1	0.017	>0.3
Physical activity and gender	2	5.625	0.004
Psychosocial ability	1	6.718	0.01
Age	8	4.153	<0.001
Cognitive ability	2	2.434	0.089
Cardiac surgery	4	2.576	0.037

df=degrees of freedom, F= observed F-statistic

R-sq. (adjusted)=0.381 n=324

Table 4. DISABKIDS chronic generic measure-short version total score for children in NYHA I in the study groups. Total score is shown as median (10-90th percentiles). UVH=univentricular heart

NYHA I	n (%)	Total Score	P-value
No cardiac surgery (0)	134 (46)	98 (85-100)	0-3 <0.001
1 cardiac surgery (1)	102 (35)	98 (79-100)	1-3 <0.001
2 cardiac surgery (2)	24 (8)	97 (84-100)	0-2 =0.002
≥3 cardiac surgery (3)	20 (7)	83 (63-100)	
UVH (4)	10 (3)	95 (72-100)	

Figur
1a

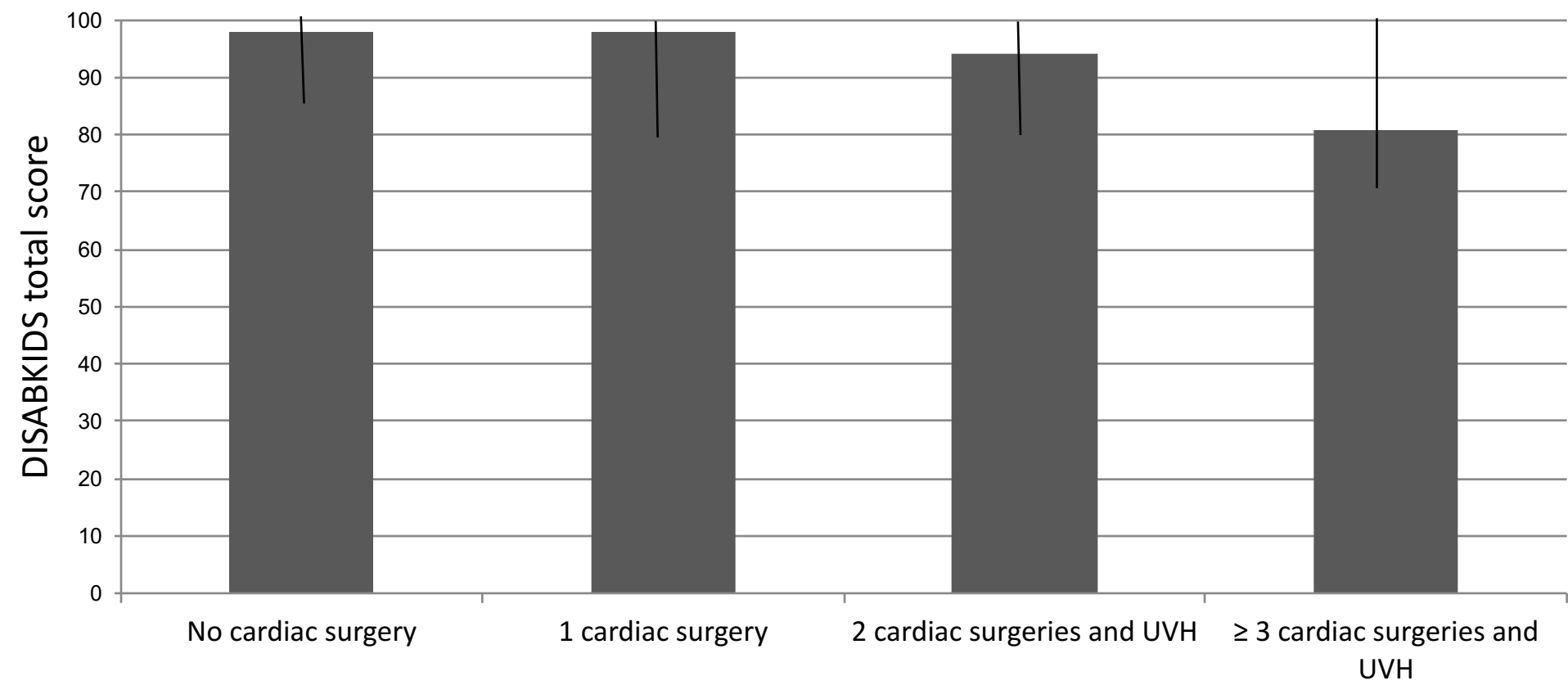


Figure 1b

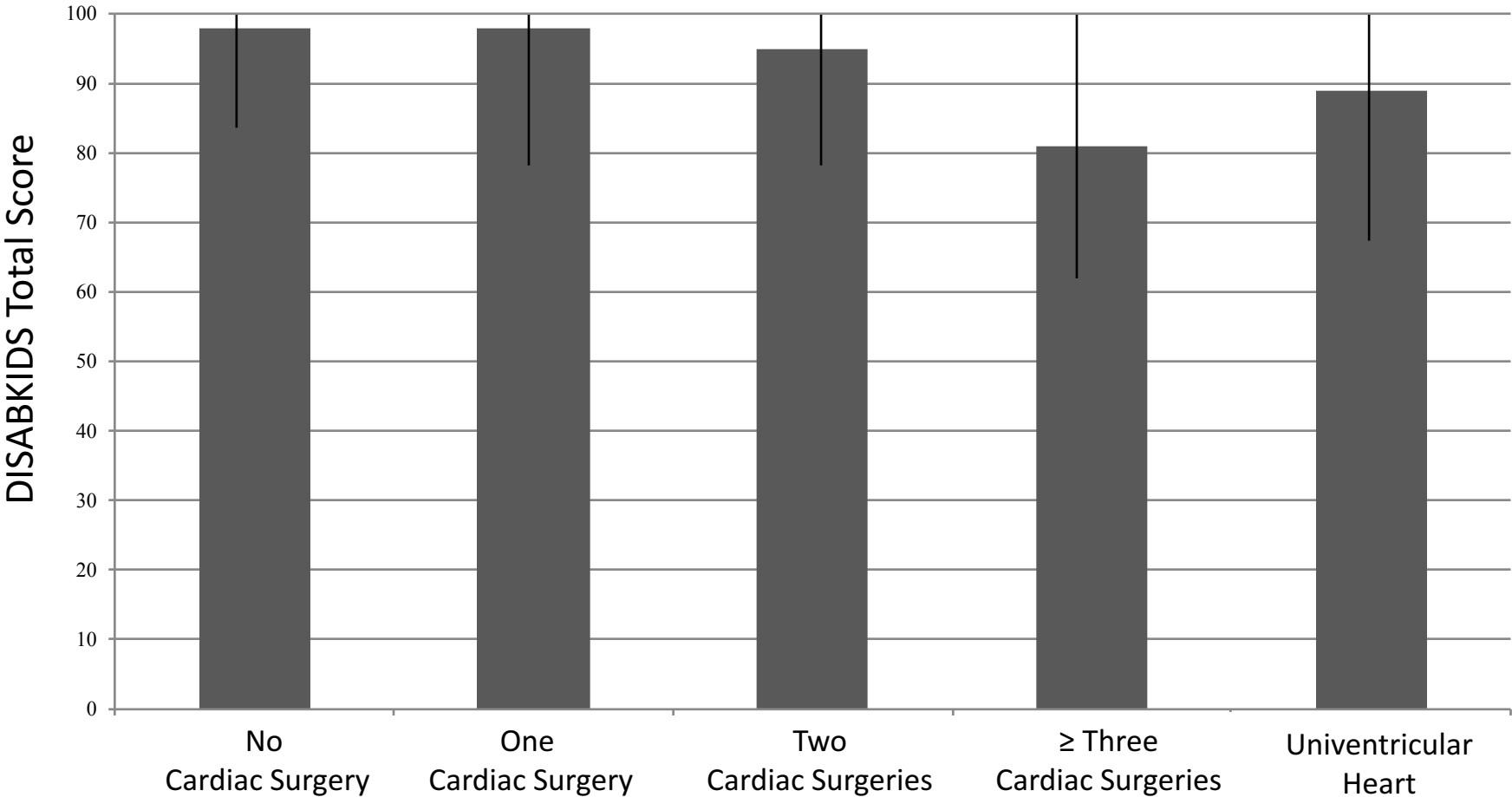


Figure 3

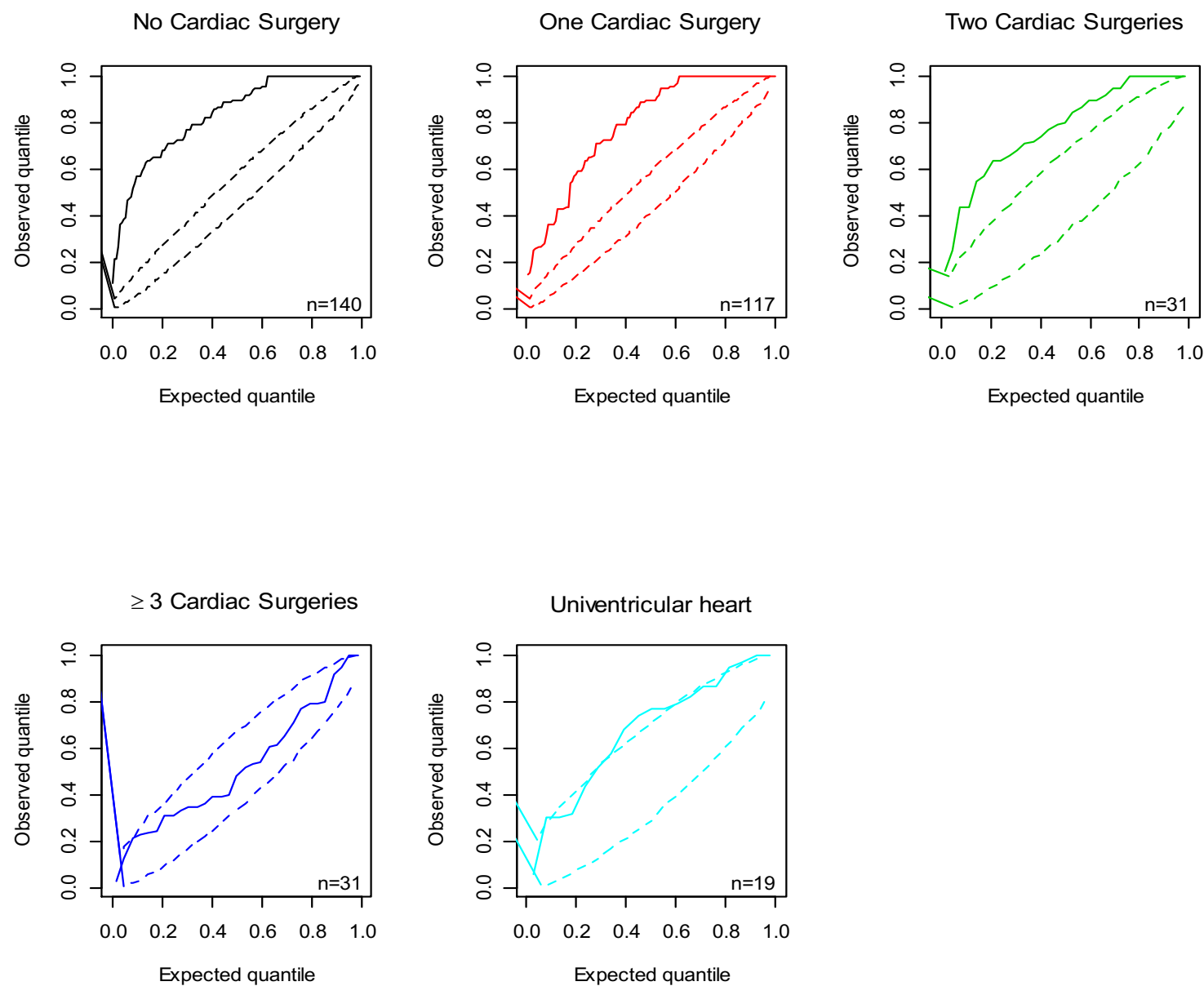


Figure 4a

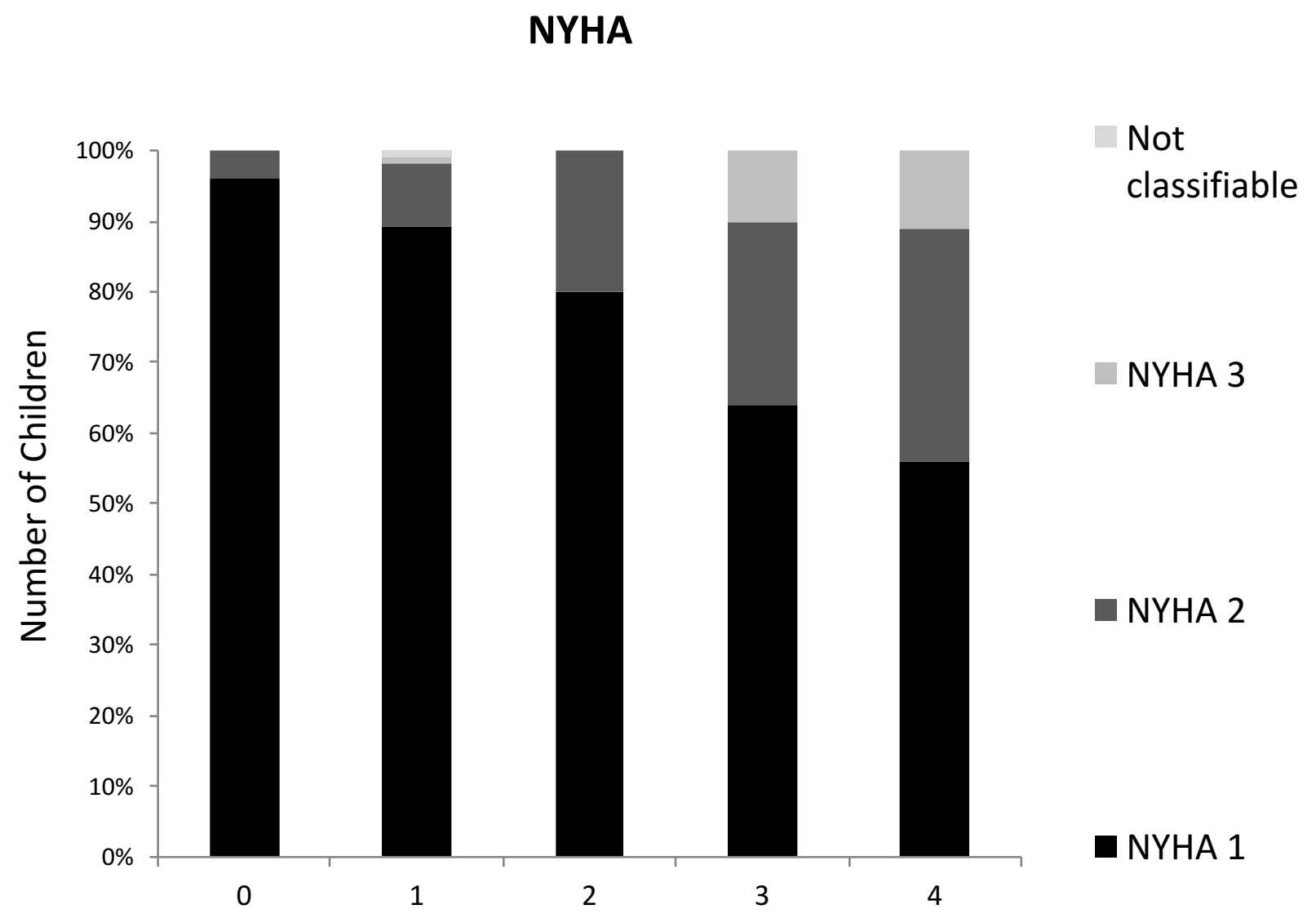


Figure 4b

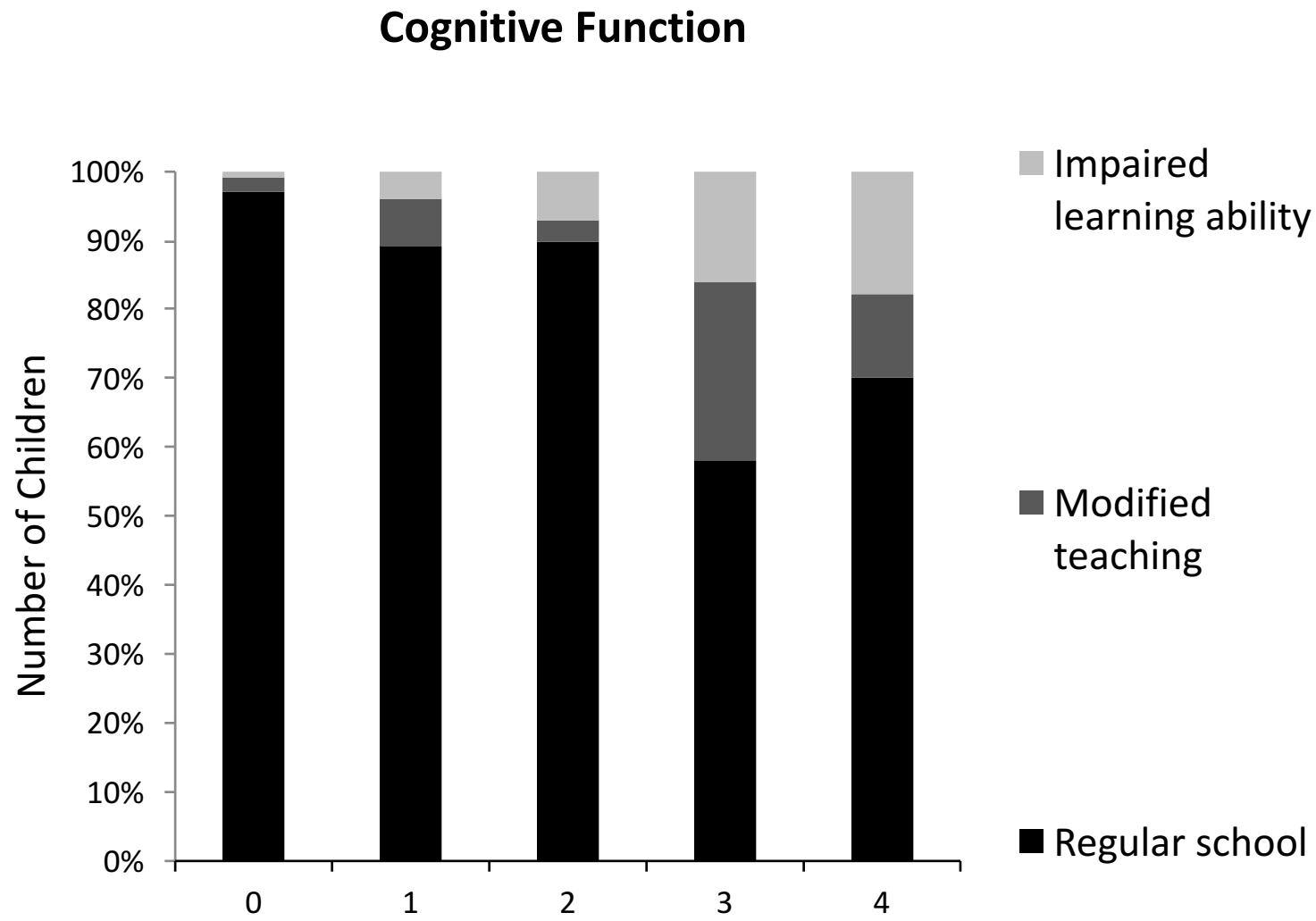


Figure 4c

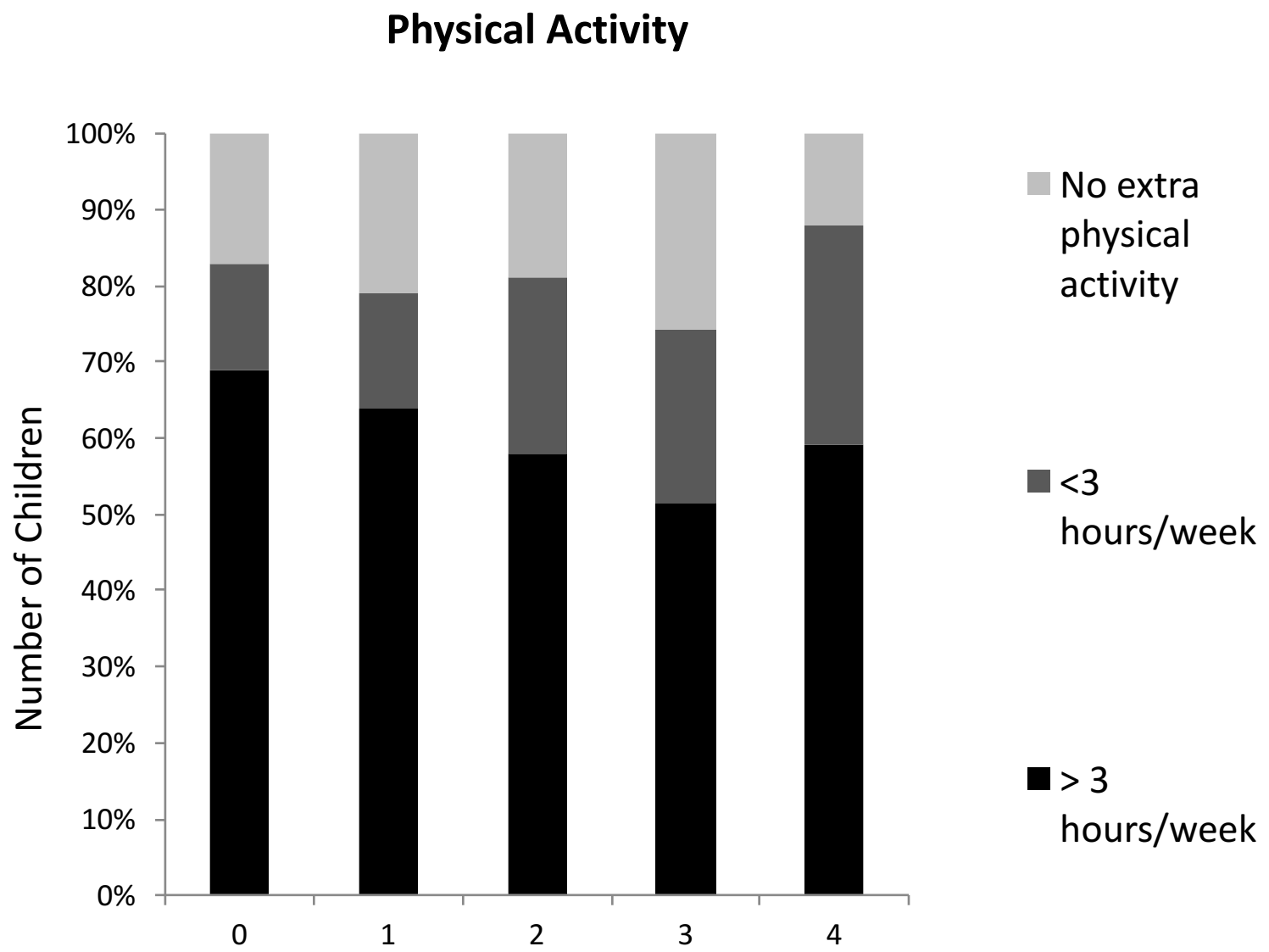


Figure 4d

