



LUND UNIVERSITY

16+ Spin-Gap Isomer in 96Cd

Singh, B. S. Nara; Liu, Z.; Wadsworth, R.; Grawe, H.; Brock, T. S.; Boutachkov, P.; Braun, N.; Blazhev, A.; Gorska, M.; Pietri, S.; Rudolph, Dirk; Domingo-Pardo, C.; Steer, S. J.; Atac, A.; Bettermann, L.; Caceres, L.; Eppinger, K.; Engert, T.; Faestermann, T.; Farinon, F.; Finke, F.; Geibel, K.; Gerl, J.; Gernhaeuser, R.; Goel, N.; Gottardo, A.; Grebosz, J.; Hinke, C.; Hoischen, Robert; Ilie, G.; Iwasaki, H.; Jolie, J.; Kaskas, A.; Kojouharov, I.; Kruecken, R.; Kurz, N.; Merchan, E.; Nociforo, C.; Nyberg, J.; Pfuetzner, M.; Prochazka, A.; Podolyak, Zs.; Regan, P. H.; Reiter, P.; Rinta-Antila, S.; Scholl, C.; Schaffner, H.; Soderstrom, P. -A.; Warr, N.; Weick, H.

Published in:
Physical Review Letters

DOI:
[10.1103/PhysRevLett.107.172502](https://doi.org/10.1103/PhysRevLett.107.172502)

2011

[Link to publication](#)

Citation for published version (APA):

Singh, B. S. N., Liu, Z., Wadsworth, R., Grawe, H., Brock, T. S., Boutachkov, P., Braun, N., Blazhev, A., Gorska, M., Pietri, S., Rudolph, D., Domingo-Pardo, C., Steer, S. J., Atac, A., Bettermann, L., Caceres, L., Eppinger, K., Engert, T., Faestermann, T., ... Sieja, K. (2011). 16+ Spin-Gap Isomer in 96Cd. *Physical Review Letters*, 107(17), Article 172502. <https://doi.org/10.1103/PhysRevLett.107.172502>

Total number of authors:
54

General rights

Unless other specific re-use rights are stated the following general rights apply:
Copyright and moral rights for the publications made accessible in the public portal are retained by the authors and/or other copyright owners and it is a condition of accessing publications that users recognise and abide by the legal requirements associated with these rights.

- Users may download and print one copy of any publication from the public portal for the purpose of private study or research.
- You may not further distribute the material or use it for any profit-making activity or commercial gain
- You may freely distribute the URL identifying the publication in the public portal

Read more about Creative commons licenses: <https://creativecommons.org/licenses/>

Take down policy

If you believe that this document breaches copyright please contact us providing details, and we will remove access to the work immediately and investigate your claim.

Download date: 19. Dec. 2025

LUND UNIVERSITY

PO Box 117
221 00 Lund
+46 46-222 00 00

16^+ Spin-Gap Isomer in ^{96}Cd

B. S. Nara Singh,¹ Z. Liu,² R. Wadsworth,¹ H. Grawe,³ T. S. Brock,¹ P. Boutachkov,³ N. Braun,⁴ A. Blazhev,⁴ M. Górska,³ S. Pietri,³ D. Rudolph,⁵ C. Domingo-Pardo,³ S. J. Steer,⁶ A. Ataç,⁷ L. Bettermann,⁴ L. Cáceres,³ K. Eppinger,⁸ T. Engert,³ T. Faestermann,⁸ F. Farinon,³ F. Finke,⁴ K. Geibel,⁴ J. Gerl,³ R. Gernhäuser,⁸ N. Goel,³ A. Gottardo,² J. Grębosz,⁹ C. Hinke,⁸ R. Hoischen,^{3,5} G. Ilie,⁴ H. Iwasaki,⁴ J. Jolie,⁴ A. Kaşkaş,⁷ I. Kojouharov,³ R. Krücken,⁸ N. Kurz,³ E. Merchán,³ C. Nociforo,³ J. Nyberg,¹⁰ M. Pfützner,¹¹ A. Prochazka,³ Zs. Podolyák,⁶ P. H. Regan,⁶ P. Reiter,⁴ S. Rinta-Antila,¹² C. Scholl,⁴ H. Schaffner,³ P.-A. Söderström,¹⁰ N. Warr,⁴ H. Weick,³ H.-J. Wollersheim,³ P. J. Woods,² F. Nowacki,¹³ and K. Sieja¹³

¹Department of Physics, University of York, Heslington, York, YO10 5DD, United Kingdom

²School of Physics and Astronomy, University of Edinburgh, Edinburgh, United Kingdom

³GSI Helmholtzzentrum für Schwerionenforschung, D-64291 Darmstadt, Germany

⁴IKP, Universität Köln, D-50937 Köln, Germany

⁵Department of Physics, Lund University, S-22100 Lund, Sweden

⁶Department of Physics, University of Surrey, Guildford, GU2 7XH, United Kingdom

⁷Department of Physics, Ankara University, 06100 Tandoğan, Ankara, Turkey

⁸Physik Department E12, Technische Universität München, D-85748 Garching, Germany

⁹The Institute of Nuclear Physics PAN, Kraków, Poland

¹⁰Department of Physics and Astronomy, Uppsala University, SE-75120 Uppsala, Sweden

¹¹Faculty of Physics, University of Warsaw, PL-00-681 Warsaw, Poland

¹²Department of Physics, Oliver Lodge Laboratory, University of Liverpool, Liverpool, United Kingdom

¹³IPHC, IN2P3-CNRS et Université de Strasbourg, F-67037 Strasbourg, France

(Received 10 August 2011; published 18 October 2011)

A β -decaying high-spin isomer in ^{96}Cd , with a half-life $T_{1/2} = 0.29^{+0.11}_{-0.10}$ s, has been established in a stopped beam rare isotope spectroscopic investigations at GSI (RISING) experiment. The nuclei were produced using the fragmentation of a primary beam of ^{124}Xe on a ^9Be target. From the half-life and the observed γ decays in the daughter nucleus, ^{96}Ag , we conclude that the β -decaying state is the long predicted 16^+ “spin-gap” isomer. Shell-model calculations, using the Gross-Frenkel interaction and the $\pi\nu(p_{1/2}, g_{9/2})$ model space, show that the isoscalar component of the neutron-proton interaction is essential to explain the origin of the isomer. Core excitations across the $N = Z = 50$ gaps and the Gamow-Teller strength, $B(\text{GT})$ distributions have been studied via large-scale shell-model calculations using the $\pi\nu(g, d, s)$ model space to compare with the experimental $B(\text{GT})$ value obtained from the half-life of the isomer.

DOI: 10.1103/PhysRevLett.107.172502

PACS numbers: 21.60.Cs, 23.20.Lv, 23.35.+g, 26.20.-f

The nuclear landscape around the heaviest known bound doubly magic self-conjugate nucleus ^{100}Sn , which resides far from the valley of stability, exhibits a rich variety of nuclear structure phenomena [1–15]. A feature of great interest in this region is the presence of isomeric states, especially those which may undergo particle decay. Indeed, early work by Peker *et al.* was paramount in motivating studies of such states based on three or four particle/hole configurations in nuclei. This included the 16^+ isomeric state in ^{96}Cd , which was suggested to result from a four-hole configuration relative to a ^{100}Sn core that may decay via proton radioactivity [1].

A particularly interesting issue in this region is the role played by the neutron-proton, np , interaction in leading to the existence of the isomers. The isovector ($T = 1$) component of the interaction between like-nucleons is known to dominate in all non-self-conjugate nuclei while the $T = 1$ np interaction has been shown to have a major influence on the $N = Z$ line below mass 80 due to the

large overlap of the proton and neutron wave functions [16]. Although calculations suggest an important influence of the isoscalar ($T = 0$) np interaction on the structure of medium-heavy $N = Z$ nuclei, its role has been less clear and often debated [17–20]. Very recent experimental work has claimed the first indications for the crucial role of this interaction at low spins in ^{92}Pd , that are supported by shell-model (SM) calculations [2]. In order to establish or dispute the expected strong influence of the $T = 0$ np interaction for self-conjugate nuclei close to ^{100}Sn , it is of paramount importance to obtain further evidence for its effects.

Long standing SM calculations for the self-conjugate nucleus ^{96}Cd predict the presence of a 16^+ state at an energy lower than that of the first 12^+ and 14^+ states [10]. This situation arises from the strong influence of the $T = 0$ np interaction and results in “spin-gap” isomerism [4] for the 16^+ state, since its $E6$ γ decay to the next available 10^+ state is highly hindered. Consequently, β -,

β -delayed proton and proton decays may be expected to become favorable modes of deexcitation [1,10]. The identification of such decay characteristics, along with the evolution of single-particle energies, provides a sensitive probe of the residual interactions seen by the nucleons and can serve as critical tests of nuclear models. Studies related to the predicted “spin-gap” isomerism in $N \approx Z \approx 50$ nuclei around the proton drip line also have been of great interest due to the purity of the wave-functions and the possibility to describe their properties using only a few orbitals [4–7,21]. Apart from providing important data on the np interaction, the structural properties of these nuclei also serve as key inputs to the astrophysical rp -process calculations [22].

In this Letter, we report on the identification of an isomeric state in ^{96}Cd that β decays mainly to the (15^+) isomeric state in ^{96}Ag [21]. From the observed Gamow-Teller (GT) strength and the decay γ rays, we conclude that this provides evidence for the existence of the long predicted 16^+ “spin-gap” isomer in ^{96}Cd [10]. This is the second highest spin (the 21^+ isomeric state in ^{94}Ag being the highest [3]) observed for a state preceding β decay.

^{96}Cd nuclei were produced at GSI by fragmentation of an 850 MeV/u ^{124}Xe primary beam with an intensity of 10^9 particles/s from the SIS-18 synchrotron on a 4 g/cm^2 ^9Be target. The nuclei of interest were separated using the fragment separator (FRS) [23] and transported to its $S4$ focal plane, where the RISING [24,25] stopped beam setup was located. The ions, fully stripped ($Q = Z$) due to their relativistic energies, were identified on an event-by-event basis [21,23–25]. Figure 1 shows the Z versus A/Q identification plot for the implanted ions. Here, A , Q and Z are the mass, charge state and the atomic number of the fragments, respectively.

The ^{96}Cd nuclei were slowed down using an aluminum degrader at the $S4$ focal plane. Subsequently, the ions were stopped in an “active stopper” (AS) that detected the implantation position of nuclei as well as the particles

from their decays [26]. The AS consisted of nine double sided silicon strip detectors (DSSSD) arranged in three horizontal rows perpendicular to the beam direction, with three detectors in each row. Each DSSSD was 1 mm thick with an area of $5 \times 5 \text{ cm}^2$ and had 16 X and 16 Y strips [27]. This geometrical arrangement also had an optimal solid angle coverage for the decays from the nuclei implanted in the central detector. The primary beam and FRS settings were optimized so as to stop the ^{96}Cd nuclei in the center of the AS. To detect the γ rays from the fragments, the AS was surrounded by 15 EUROBALL cluster detectors, each cluster comprising seven individual HPGe crystals. A timing signal from a scintillator placed down-stream to the $S4$ focal plane, corresponding to the instance of fragment implantation (see [24,28] for details), was used for time correlations with subsequent decays.

A total of 630 ^{96}Cd nuclei were identified by the FRS focal plane detectors in the current experiment in a period of close to 8 days. In the analysis presented here, we used approximately 95% of these events that were implanted into the detector located in the middle of the AS. The endpoint energies, for the β decay of the ground and 16^+ states in ^{96}Cd , are expected to be in the range of 8 to 10 MeV [29,30] and most of the resulting β particles are estimated to deposit an energy of up to 600 keV in a single strip of a Si detector. Figure 2(a) shows the prompt γ -ray events which follow within a time window of up to 200 ns after a β -decay event, that deposited an energy of up to ≈ 600 keV in the AS and has been identified within a correlation time of up to 1 s after ^{96}Cd implantation. The latter are defined by a contour line in Fig. 1. A γ ray at 421 keV is observed, next to the dominant 511 keV line arising from positron annihilation.

SM calculations for ^{96}Ag , using the Gross-Frenkel (GF) interaction and the $\pi\nu(p_{1/2}, g_{9/2})$ model space, predict the lowest 1^+ and 2^+ states at excitation energies of 356 and 12 keV, respectively, above an 8^+ ground state [31]. Experimentally, spins or parities of 2^+ , 8^+ have been tentatively assigned to two low-lying states based on the β^+/EC decay [32,33]. Low-lying 1^+ states of odd-odd $N = 49$ isotones are populated in β^+/EC GT decay from the ground states of their even-even neighbors and are connected to the 2^+ states by $M1$ transitions [34]. Therefore, we tentatively assign the observed 421 keV γ line to a $(1^+) \rightarrow (2^+)$ transition in ^{96}Ag fed by β^+/EC decay of the ^{96}Cd ground state (see Fig. 3). The time distribution of the 421 keV γ ray with respect to the implantation of ^{96}Cd is shown in the inset of Fig. 2(a). An analysis based on the maximum likelihood method yields $T_{1/2} = 0.67 \pm 0.15 \text{ s}$. This is in good agreement with the known value of $1.03^{+0.24}_{-0.21} \text{ s}$ reported for the ground state decay of ^{96}Cd [8]. From the observed γ intensities in Fig. 2(a), we estimate an upper limit of 10% population for the 16^+ isomeric state implying $\sim 90\%$ population for the ground state. This “isomeric

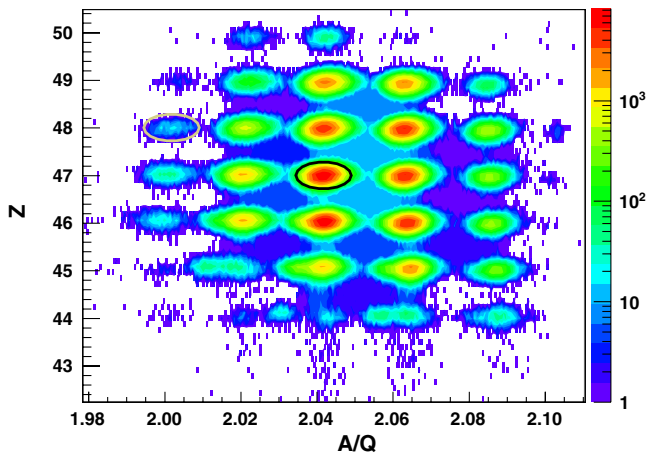


FIG. 1 (color online). Z versus A/Q identification plot. ^{96}Cd and ^{96}Ag nuclei are circled.

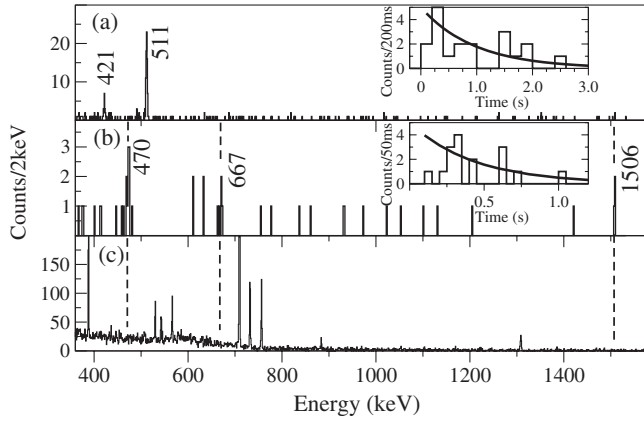


FIG. 2. Gamma-ray spectra associated with the decays following implantation into the geometrically central DSSSD of the “active stopper.” (a) ^{96}Cd events with γ -ray times restricted to be between 0 to 200 ns following the β -decay signal detected in the DSSSD. In the inset the time distribution of the 421 keV γ ray with respect to the ^{96}Cd implantation time is shown for the data (histogram) and the calculations (smooth curve) using $T_{1/2} = 0.67 \pm 0.15$ s. (b) Same as (a) except the γ -ray times are restricted to be between 200 ns to 4 μs . The inset shows the combined correlation time distribution of the 470, 667, 1506 keV γ rays which gives $T_{1/2} = 0.29^{+0.11}_{-0.10}$ s for the 16^+ isomer. (c) Same as (b) for all nuclei other than ^{96}Cd . In the above spectra, the 511 keV line arises from the positron annihilation while the remaining lines with labels correspond to the transitions in ^{96}Ag (cf. Fig. 3). See text for details. The dashed lines are merely to guide the eye to particular energy coordinates.

ratio” is similar to that observed for the 15^+ isomeric state in ^{96}Ag , but somewhat higher than our theoretical estimation of $\sim 2\%$ [21,35].

Figure 2(b) shows the γ -ray spectrum that was obtained with the same conditions as those for Fig. 2(a), except that the events are delayed by 200 ns to 4 μs with respect to the β -decay signal. In this case there is evidence for γ rays at 470, 667, and 1506 keV, two of which were first observed by Gryzwacz *et al.* [36]. These are identical to the main observed transitions following the decay of the (15^+) isomer in ^{96}Ag (see Fig. 3), which has $T_{1/2} = 1.5 \mu\text{s}$ [21,37]—a value which is about twice that inferred in Ref. [36]. To investigate other possible contributions from random coincidences Fig. 2(c), using the same conditions as those for Fig. 2(b), shows γ rays which are in coincidence with all fragments other than ^{96}Cd that are stopped in the central detector. This spectrum shows no evidence for the 470, 667, or 1506 keV γ -ray lines. We therefore conclude that the γ rays observed in Fig. 2(b) result directly from the β decay of the 16^+ “spin-gap” isomer in ^{96}Cd , since β -decay selection rules for GT decays ($\Delta I = 0, 1$) exclude the possibility of the 0^+ ground state in ^{96}Cd populating such a high-spin isomer in its daughter ^{96}Ag . The extracted time distribution of the β -decay events when the three γ decays are simultaneously detected is shown in the inset to Fig. 2(b). The maximum likelihood

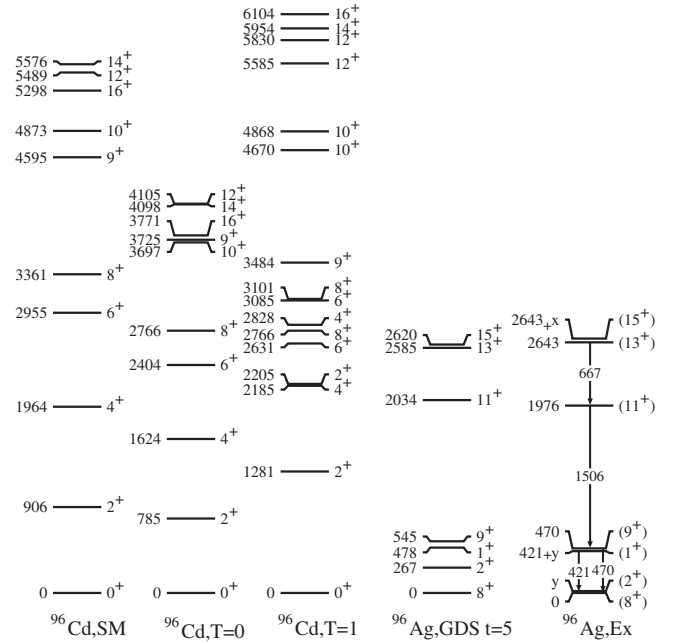


FIG. 3. Shell-model calculations for ^{96}Cd . ^{96}Cd , SM: All isovector nn , pp , np and isoscalar np interactions are included. ^{96}Cd , $T = 0$: Only the isovector np interaction is switched off. ^{96}Cd , $T = 1$: Only the isoscalar np interaction is switched off. Large-scale shell-model calculations for ^{96}Ag . ^{96}Ag , GDS $t = 5$: Up to 5 ph core excitations across the $N = Z = 50$ shell gap are included. Only the lowest states are shown for each spin. EX: Partial experimental scheme and the transitions observed in the decay of ^{96}Cd [21,37]. Here, x and y correspond to the unobserved transition energies.

method gives $T_{1/2} = 0.29^{+0.11}_{-0.10}$ s for the distribution. This is in good agreement, within the uncertainties, with the expected value of 0.5 s from Ref. [10] for the GT decay of the 16^+ “spin-gap” isomer.

Figure 3 (left column) shows the results of SM calculations for ^{96}Cd using the GF interaction and the $\pi\nu(p_{1/2}, g_{9/2})$ model space [31]. Further details on our SM approach can be found in Refs. [7,21]. The 16^+ isomer has a $\pi\nu(p_{1/2}^2 g_{9/2}^8)$ particle configuration within $\pi\nu(p_{1/2}, g_{9/2})$ model space, leaving two proton ($\pi(g_{9/2}^{-2})$) and two neutron ($\nu(g_{9/2}^{-2})$) holes coupled to the maximum possible spin $I = 16$.

Figure 3 (center) shows the results of our SM calculations performed with either the $T = 0$ or $T = 1$ np interaction switched off. Here, the original proton and neutron particle/hole energies for both, ^{88}Sr and ^{100}Sn are maintained by using a monopole correction [38]. The 16^+ state moves up substantially to lie above the 12^+ and 14^+ states and no longer forms a “spin-gap” isomer when the $T = 0$ np interaction is switched off. Our identification of the 16^+ β -decaying isomer therefore provides additional evidence for the importance of the $T = 0$ np interaction at high spins in $A \approx 90$ – 100 $N = Z$ nuclei.

The 15^+ isomeric state in ^{96}Ag (cf. Fig. 3) has a pure $\pi\nu(p_{1/2}^2)\pi(g_{9/2}^7)\nu(g_{9/2}^9)$ configuration within the $\pi\nu(p_{1/2}, g_{9/2})$ model space with the $\pi(g_{9/2}^{-3})\nu(g_{9/2}^{-1})$ holes coupled to the maximum possible spin [21]. This scenario results in the full GT strength for a $g_{9/2}$ proton (projection $5/2$) \rightarrow $g_{9/2}$ neutron (projection $7/2$) transition that is illustrated schematically in Fig. 4 (left). This is similar to the decay of the 12^+ isomeric state in ^{52}Fe to the 11^+ state in its daughter ^{52}Mn , one major harmonic oscillator shell below, with a small $B(\text{GT})$ value of 0.061 [34,39].

The experimental GT strength in standard units is related to the half-life via $B(\text{GT}) = \frac{3860(18)I_\beta}{fT_{1/2}}$ [40], where I_β is the branching ratio and f is the phase space function tabulated for various Q_{EC} values in Ref. [41]. We obtain $B(\text{GT}) = 0.19^{+0.10}_{-0.06}$, using $T_{1/2} = 0.29^{+0.11}_{-0.10}$ s, 100% for I_β and $Q_{\text{EC}} = 11.51 \pm 0.26$ MeV. The latter is extrapolated from the ground state-to-ground state value [30] and the GF shell-model calculations. This is in good agreement with the SM result for the $\pi\nu(p_{1/2}, g_{9/2})$ model space of $B(\text{GT}) = 0.14$, where we have used 0.6 for the GT quenching taken from Ref. [30].

In order to investigate the effects in an extended model space, we carried out large-scale shell-model (LSSM) calculations in a $\pi\nu(g, d, s)$ space using a ^{80}Zr core and including up to $t = 4$ (^{96}Cd) or $t = 5$ (^{96}Ag) particle-hole (ph) core excitations across the $N = Z = 50$ shell gap [5,21]. In this case a quenching factor of 0.75 was used for the GT operator [42]. The relevant calculated level scheme for ^{96}Ag is shown in the next to the last column of Fig. 3. The calculations in Fig. 4 (right) show the decay of the parent 16^+ state. This contains 76% content of the $(\pi g_{9/2}^{-2}\nu g_{9/2}^{-2})_{16}$ configuration and decays to the first 15^+ (isomeric) state at 2.62 MeV and the 15^+ , 16^+ , and 17^+ GT resonance states, which have ≈ 2 MeV width at centroid energies of 10.2, 10.6, and 9.5 MeV, respectively. The $B(\text{GT})$ values for these states are calculated to be 0.07, 2.78, 2.33, and 1.41, respectively. Clearly, in these

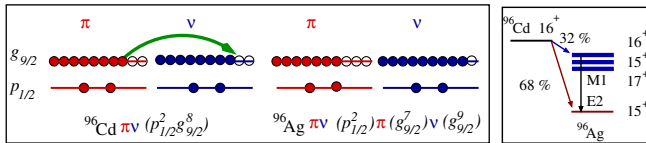


FIG. 4 (color online). Left: The proton and neutron occupancies lined up in the sequence of increasing projection in the $p_{1/2}$ and $g_{9/2}$ orbitals representing the 16^+ "spin-gap" isomer in ^{96}Cd and the 15^+ isomer in ^{96}Ag [21]. The GT β -decay process ($\pi g_{9/2} \rightarrow \nu g_{9/2}$) is depicted by the arrow that receives the full GT strength within the $\pi\nu(p_{1/2}, g_{9/2})$ space. Right: Decay branches are shown from the large-scale shell-model calculations with core excitations allowing different transitions including the one depicted on the left. Overlaps of the resonances, due to their ≈ 2 MeV width, are not shown for the clarity. See text for details.

calculations, the 15^+ state at 2.62 MeV is predicted to have a factor two smaller value for $B(\text{GT})$ compared to the GF estimate of 0.14. Both these estimates agree, within the uncertainties, with our experimental result. Future measurements with better statistics will be needed to study all the decay branches that should validate the calculations. It should be noted that the observed difference in the estimates is due to the core excitations included in LSSM calculations. A similar effect of core excitations is found for the ^{100}Sn case. A large GT strength is entirely concentrated in the $\pi(g_{9/2}) \rightarrow \nu(g_{7/2})$ transition to the 1^+ state in ^{100}In , when no core excitations are considered. The strength to this state is reduced by 19% for SM calculations performed in the (g, d, s) space at low truncation levels, $t = 2$ for ^{100}Sn and $t = 3$ for ^{100}In [11]. Further reduction is anticipated from an LSSM calculation at $t = 5$ due to the fragmentation of $B(\text{GT})$ to several 1^+ states [43].

The decay energies from the 16^+ state to the GT resonance states in the daughter are smaller, therefore the phase space is smaller, compared to that for the 15^+ isomeric yrast state. Consequently, the 15^+ state is predicted to receive about 68% branching. The remaining 32% feeds the predicted 15^+ , 16^+ and 17^+ GT resonance states, which lie at energies above the proton threshold. These are expected to decay via competing β -delayed proton and γ decays with 33% and 67% branching ratios, respectively. As shown in Fig. 4 (right), the latter are expected to feed the 15^+ state at 2.62 MeV via M1 and E2 transitions. However, due to the limitations in the detection efficiencies and statistics in our data, the corresponding high energy γ transitions could not be observed. The γ branch creates a pandemonium problem [44], since the nonobserved feeding via M1 and E2 transitions [see Fig. 4 (right)] to the 15^+ daughter state has a larger value for the $B(\text{GT})$ which is not accounted for in the experimental $B(\text{GT})$ based on the assumption of $I_\beta = 100\%$. This warrants a caution when comparing our experimental value with the theoretical estimates for the $B(\text{GT})$ strength to the 15^+ state or for the total $B(\text{GT})$ strength. Future experiments with better statistics will be useful in understanding the hindrance factor in GT strengths in this region [45].

Recent work [15] identified the $25/2^+$ "spin-gap" isomer in ^{97}Cd and pointed out that when multiple β -decaying states are present, the measured half-lives need to be carefully analyzed to deduce the half-life of the ground state, which is usually the important quantity for nuclear astrophysics. Bazin *et al.* reported on the decay half-life of ^{96}Cd [8]. However, it was not known whether their result was for the ground state, the isomeric state, or a combination of the two states. Our work allows us to deduce $T_{1/2} = 0.67 \pm 0.15$ s for the ground state in ^{96}Cd . This value is smaller but, within the uncertainties, agrees with the result from Ref. [8] and thereby supports their conclusion that the x-ray bursters are not the main source for the large abundance of ^{96}Ru in the solar system.

In summary, evidence for the existence of the $16^+ E6$ “spin-gap” isomer in ^{96}Cd is presented for the first time and supported by SM calculations on the level structure and GT strengths. This result provides important evidence for the strong influence of the isoscalar neutron-proton interaction not only at low-spins as in the case of ^{92}Pd [2], but also at high-spin in the region around ^{100}Sn .

This work has been supported by the UK STFC, the German BMBF under Contracts No. 06KY205I, No. 06KY9136I, and No. 06MT9156, the Swedish Research Council, and the DFG cluster of excellence Origin and Structure of the Universe.

-
- [1] L.E. Peker *et al.*, *Phys. Lett. B* **36**, 547 (1971).
 - [2] B. Cederwall *et al.*, *Nature (London)* **469**, 68 (2011).
 - [3] I. Mukha *et al.*, *Phys. Rev. Lett.* **95**, 022501 (2005); *Nature (London)* **439**, 298 (2006).
 - [4] H. Grawe *et al.*, *Eur. Phys. J. A* **27**, 257 (2006).
 - [5] A. Blazhev *et al.*, *Phys. Rev. C* **69**, 064304 (2004).
 - [6] M. Górska *et al.*, *Phys. Rev. Lett.* **79**, 2415 (1997).
 - [7] T.S. Brock *et al.*, *Phys. Rev. C* **82**, 061309(R) (2010).
 - [8] D. Bazin *et al.*, *Phys. Rev. Lett.* **101**, 252501 (2008).
 - [9] I.G. Darby *et al.*, *Phys. Rev. Lett.* **105**, 162502 (2010).
 - [10] K. Ogawa, *Phys. Rev. C* **28**, 958 (1983).
 - [11] B.A. Brown and K. Rykaczewski, *Phys. Rev. C* **50**, R2270 (1994).
 - [12] A. Juodagalvis and D.J. Dean, *Phys. Rev. C* **72**, 024306 (2005).
 - [13] M. Honma *et al.*, *Phys. Rev. C* **80**, 064323 (2009).
 - [14] S. Zerguine and P. Van Isacker, *Phys. Rev. C* **83**, 064313 (2011).
 - [15] G. Lorusso *et al.*, *Phys. Lett. B* **699**, 141 (2011).
 - [16] A. Afanasjev and S. Frauendorf, *Phys. Rev. C* **71**, 064318 (2005), and the references therein.
 - [17] J. Engel *et al.*, *Phys. Lett. B* **389**, 211 (1996).
 - [18] A.L. Goodman, *Adv. Nucl. Phys.* **11**, 263 (1979); *Phys. Rev. C* **60**, 014311 (1999).
 - [19] W. Satula and R. Wyss, *Phys. Lett. B* **393**, 1 (1997); *Phys. Rev. Lett.* **86**, 4488 (2001).
 - [20] E. Caurier *et al.*, *Phys. Rev. C* **82**, 064304 (2010).
 - [21] P. Boutachkov *et al.*, *Phys. Rev. C* **84**, 044311 (2011).
 - [22] H. Schatz *et al.*, *Phys. Rep.* **294**, 167 (1998).
 - [23] H. Geissel, *Nucl. Instrum. Methods Phys. Res., Sect. B* **70**, 286 (1992).
 - [24] D. Rudolph *et al.*, *Eur. Phys. J. Special Topics* **150**, 173 (2007); D. Rudolph, *Acta Phys. Pol.* **42**, 567 (2011).
 - [25] H.-J. Wollersheim *et al.*, *Nucl. Instrum. Methods Phys. Res., Sect. A* **537**, 637 (2005); S. Pietri *et al.*, *Nucl. Instrum. Methods Phys. Res., Sect. A* **261**, 1079 (2007).
 - [26] Zs. Podolyak *et al.*, *Phys. Lett. B* **672**, 116 (2009).
 - [27] R. Kumar *et al.*, *Nucl. Instrum. Methods Phys. Res., Sect. A* **598**, 754 (2009); N. Alkhomashi *et al.*, *Phys. Rev. C* **80**, 064308 (2009).
 - [28] S. Pietri *et al.*, *Eur. Phys. J. Special Topics* **150**, 319 (2007).
 - [29] G.T. Biehle and P. Vogel, *Phys. Rev. C* **46**, 1555 (1992).
 - [30] H. Herndl and B.A. Brown, *Nucl. Phys.* **A627**, 35 (1997).
 - [31] R. Gross and A. Frenkel, *Nucl. Phys.* **A267**, 85 (1976).
 - [32] W. Kurcewicz *et al.*, *Z. Phys. A* **308**, 21 (1982).
 - [33] L. Batist *et al.*, *Nucl. Phys.* **A720**, 245 (2003).
 - [34] ENSDF database, <http://www.nndc.bnl.gov/ensdf/>.
 - [35] M. Pfützner *et al.*, *Phys. Rev. C* **65**, 064604 (2002).
 - [36] R. Grzywacz *et al.*, *Phys. Rev. C* **55**, 1126 (1997).
 - [37] A.D. Becerril *et al.*, *Phys. Rev. C* **84**, 041303(R) (2011).
 - [38] H. Grawe *et al.*, *Rep. Prog. Phys.* **70**, 1525 (2007).
 - [39] D.F. Geesaman *et al.*, *Phys. Rev. Lett.* **34**, 326 (1975); *Phys. Rev. C* **19**, 1938 (1979).
 - [40] A. Plochoki *et al.*, *Z. Phys. A* **342**, 43 (1992).
 - [41] N.B. Gove and M.J. Martin, *Nucl. Data Tables* **10**, 205 (1971).
 - [42] E. Caurier *et al.*, *Rev. Mod. Phys.* **77**, 427 (2005).
 - [43] Ch. Hinke *et al.* (to be published). K. Sieja (private communication).
 - [44] J.C. Hardy *et al.*, *Phys. Lett. B* **71**, 307 (1977).
 - [45] I.S. Towner, *Nucl. Phys.* **A444**, 402 (1985).